






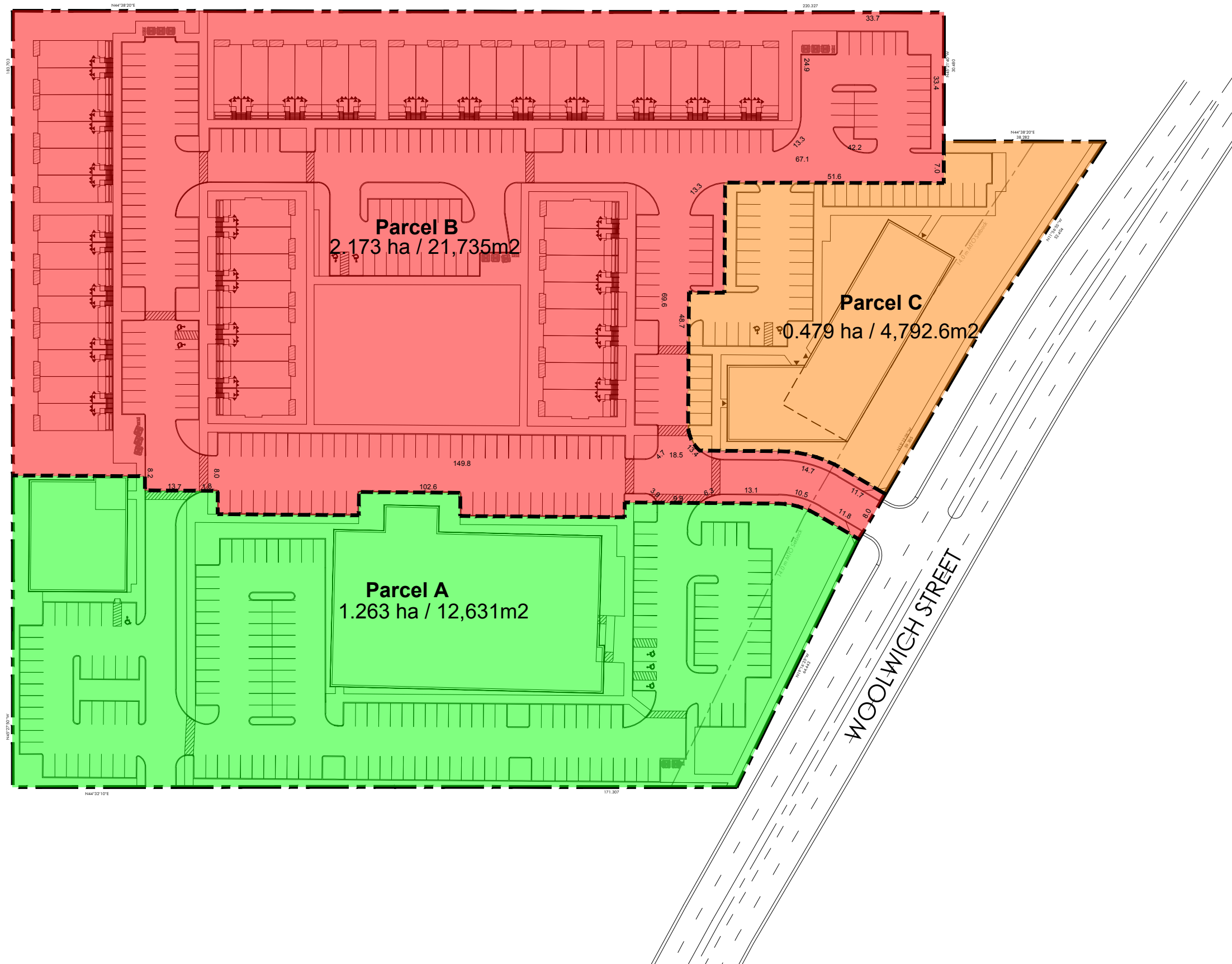
Consent Sketch Severance

816 Woolwich Street Guelph
Curling Club
City of Guelph

LEGEND

-  Subject Lands
-  Severance Line
-  Lands to be Retained (Parcel A)
-  Lands to be Severed (Parcel B)
-  Lands to be Severed (Parcel C)

Parcel	Area	Frontage	Depth
A	1.263 ha 12,631.1 m ²	67.1 m	186.1 m
B	2.173 ha 21,735.3 m ²	12.4 m	214.4 m
C	0.479 ha 4,792.6 m ²	96.5 m	65.5 m



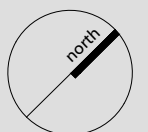
Notes:
- Site plan for illustration purposes only (design subject to change)

Date: March 8, 2021

Scale: 1:1,000

File: 1285D

Drawn: JB








K:\1285D - GUELPH CURLING CLUB\RT\CONSENT PLAN\CONSENT PLAN_MAR2021.DWG

Easement Sketch

816 Woolwich Street
Guelph Curling Club
City of Guelph

LEGEND

-  Subject Lands
-  Severance Line
-  Access easement over Parcel B in favour of Parcel A and C (1,423.2 m² / 0.142 ha)
-  Access easement over Parcel B in favour of Parcel C (961.9 m² / 0.096 ha)
-  Access easement over Parcel B in favour of Parcel C for parking (1,139.6 m² / 0.114 ha)

Blanket easements are proposed over each parcel for shared servicing

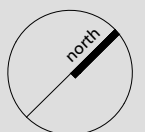
Notes:
- Site plan for illustration purposes only (design subject to change)

Date: March 8, 2021

Scale: 1:1,000

File: 1285D

Drawn: JB



K:\1285D - GUELPH CURLING CLUB\RT\CONSENT PLAN\CONSENT PLAN_MAR2021.DWG

