



# Council composition and ward boundary review

City of Guelph

---

Phase 2 report

June 3, 2021

Watson & Associates Economists Ltd.  
905-272-3600  
[info@watsonecon.ca](mailto:info@watsonecon.ca)

In association with: Dr. Robert J. Williams  
ICA Associates Inc.  
and Dr. David Siegel



# Table of Contents

	Page
<b>1. Introduction.....</b>	<b>1</b>
1.1 Terms of reference .....	1
1.2 Study process .....	2
1.3 Phase 1 and phase 2 reporting.....	4
1.4 Public consultation .....	6
1.4.1 Round one .....	6
1.4.2 Round two.....	8
1.4.3 Round three .....	10
1.5 Interviews of members of Guelph City council .....	11
1.6 Consideration for City council .....	11
<b>2. Study context.....</b>	<b>12</b>
2.1 Ward boundary review framework .....	12
2.2 Municipal representation in Guelph .....	14
<b>3. Models of municipal representation and preliminary ward boundary options .....</b>	<b>17</b>
3.1 Models of municipal representation .....	17
3.2 Preliminary options .....	18
3.2.1 Community preferences .....	19
<b>4. Final options .....</b>	<b>21</b>
4.1 Option 5-1 .....	22
4.2 Option 6-1 .....	27
4.3 Option 6-2.....	32
4.4 Option 8-1 .....	37
4.5 Community preferences.....	43
4.6 Assessment/evaluation .....	46
<b>5. Recommendations .....</b>	<b>49</b>
5.1 A recommended option.....	52



# Table of Contents (Cont'd)

	Page
5.2 Alternative options .....	52
<b>Appendix A: Phase 2 WBR public consultation .....</b>	<b>A-1</b>
<b>Appendix B: Questions and answers .....</b>	<b>B-1</b>
<b>Appendix C: Social media engagement .....</b>	<b>C-1</b>
<b>Appendix D: Media coverage list .....</b>	<b>D-1</b>
<b>Appendix E: Perspectives on Guelph's wards: Councillor interview notes .....</b>	<b>E-1</b>
<b>Appendix F: Survey responses.....</b>	<b>F-1</b>
<b>Appendix G: Focus group notes.....</b>	<b>G-1</b>



# 1. Introduction

## 1.1 Terms of reference

---

Watson & Associates Economists Ltd. (Watson), in conjunction with ICA Associates Inc. and Drs. David Siegel and Robert J. Williams, referred to herein as the consultant team, was retained by the City of Guelph to conduct a comprehensive council composition and ward boundary review.

The review has a number of key objectives in accordance with the project terms of reference, as follows:

- Review the existing council composition and develop recommendations for a configuration that meets the needs of the city;
- Review the employment status (i.e., full time vs. part time) of members of council and develop recommendations;
- Evaluate the strengths and weaknesses of the present ward system on the basis of the identified guiding principles;
- Conduct an appropriate consultation process to ensure community support for the review and its outcome;
- Identify plausible ward boundary options that take into account the results of the consultation process and potential council composition and employment status arrangements; and
- Prepare reports that will set out alternative ward boundaries to ensure effective and equitable electoral arrangements, based on the principles identified.

The primary purpose of the study is to prepare Guelph City council to make decisions with respect to:

- How many councillors are appropriate;
- Whether councillors should continue to be elected in wards or city-wide;
- If so, how many councillors should be elected in each ward (that is, the ward magnitude);
- Whether Guelph would benefit from having councillors who could devote themselves full time to their council responsibilities or remain part time; and



- A ward boundary configuration based on the municipal representation model identified above that favourably meets the principles adopted for this review.

## 1.2 Study process

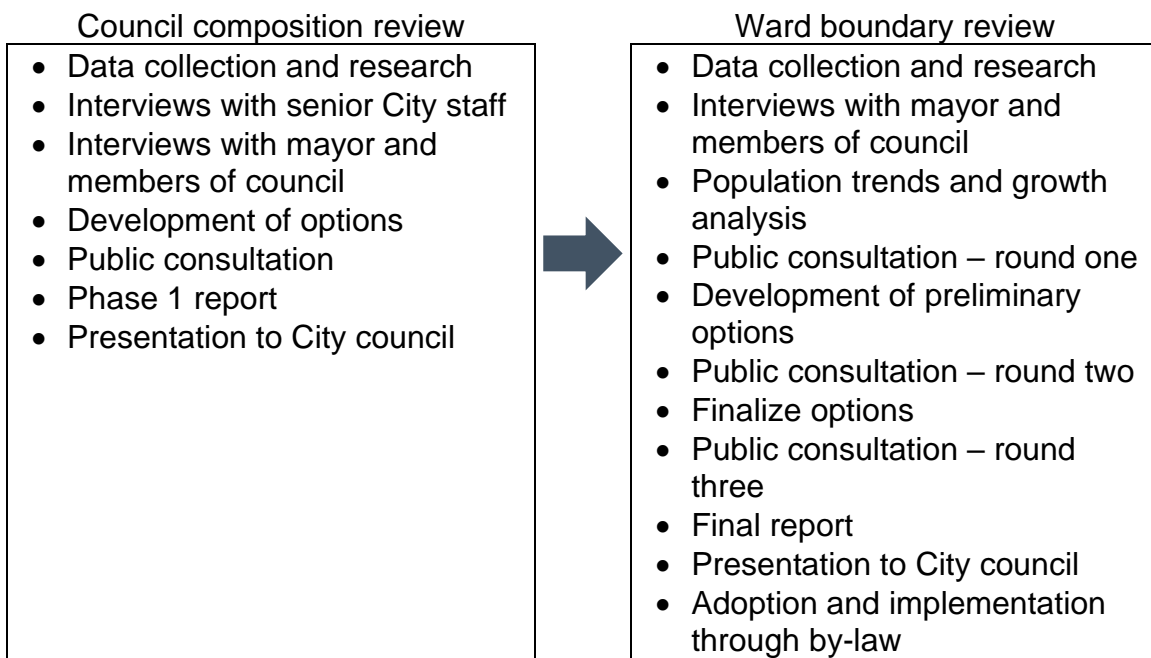
---

The review started in January 2020 and is expected to be completed in June 2021.

The study has been organized into two phases, as summarized in figure 1:

- Phase 1 – Council composition and employment status review (January to November 2020); and
- Phase 2 – Ward boundary review (November 2020 to June 2021).

Figure 1  
City of Guelph council composition  
and ward boundary review study process



Phase 1 included a review of council composition and employment status. In the Ontario *Municipal Act, 2001*, s. 217, council composition refers only to the total number of councillors and the method of election (in wards or at-large), but in this study council composition also includes the number of councillors elected in each ward. Employment



status refers to whether councillors should be part time (as they have been in the past) or full time.

The first phase of the review project is complete and a comprehensive report on council composition and employment status was received by council.<sup>[1]</sup> It was important to present that report to council before commencing a ward boundary review since it is within the authority of council to “dissolve” the wards; if that decision had been taken, the ward boundary review would have been unnecessary. At its November 5, 2020 meeting, however, council directed the consultant team to undertake phase 2 (ward boundary review) within the following framework:

- That Guelph City councillors be elected in a ward system.
- That additional rounds of community engagement be held to develop ward boundary options that consider the following:
  - scenarios that include eight, ten or twelve councillors;
  - the number of councillors elected per ward; and
  - the employment status of councillors.
- That a City council composition by-law be brought forward prior to the 2022 municipal election following the adoption of a ward boundary by-law and the expiration of the ward boundary by-law appeal period.

The ward boundary review process (phase 2) enabled the consultant team to develop and present to the City of Guelph a range of alternative ways to ensure an effective and equitable electoral arrangement for the election of councillors. The alternatives are based on a set of guiding principles adopted by council at the outset of the review that are derived from the ruling of the Supreme Court of Canada known as the Carter decision,<sup>[2]</sup> as well as a neutral third-party professional assessment of the implications of having either one or more councillors per ward, serving on a full-time or part-time basis, and variations in the number of wards. The assessment also includes a close examination of input from the community.

---

[1] City of Guelph, Council Composition and Ward Boundary Review – Phase 1 Report, October 14, 2020.

[2] Reference Re Provincial Electoral Boundaries (Sask.), [1991] 2 S.C.R. 158.



The ward boundary review followed a number of key steps:

Step 1 (November to December 2020) – Review background data and technical analysis, develop a public engagement plan, initiate the consultation process with elected officials to gather insights into the present ward system and prepare a backgrounder on the guiding principles.

Step 2 (January 2021) – Engage the community with questions on the existing ward structure and guiding principles (round one consultation).

Step 3 (February to March 2021) – Prepare a preliminary options report and hold public consultations on preliminary options (round two consultation).

Step 4 (April 2021) – Finalize alternatives and hold public consultations (round three consultation) on final options.

Step 5 (May to June 2021) – Prepare recommendations and a final report for council.

The review is currently in step 5 and this report represents the final report for the study.

### 1.3 Phase 1 and phase 2 reporting

---

The consultant team prepared and released three earlier reports during the course of the review:

- Council Composition and Ward Boundary Review Phase 1 report (October 15, 2020)
- Phase Two – Ward Boundary Review Backgrounder (December 23, 2020)
- Phase 2 – Ward Boundary Review Preliminary Options report (February 15, 2021).

These three reports serve as platforms for this final report.

The **phase 1 report** was presented to council on November 5, 2020. It provided:

- an overview of the project;



- background information about the electoral system in the City of Guelph and comparator cities; and
- the results of the first phase of consultation.

The purpose of the phase 1 report was to provide councillors with the information they needed to make decisions to move the project forward based on the research and professional evaluation of the consultant team as well as the views of residents who participated in the consultation opportunities. In particular, the report recommended that council endorse an eight-ward configuration, each electing one full-time councillor.

The **ward boundary review backgrounder** was released on January 4, 2021 for the first round of consultation. It provided:

- context on the guiding principles for the ward boundary review including representation by population, projected growth patterns, communities of interest, and natural boundaries and geographic features; and
- description of the “overriding” principle of “effective representation,” and how this and the other four guiding principles, are to be considered in identifying ward boundary configuration alternatives for Guelph.

The **ward boundary review preliminary options report** was released for the second round of consultation. It provided:

- a summary of the results of the first round of public consultation held January 4 to 22, 2021;
- population growth projections for the 2021 to 2031 period; and
- thirteen preliminary ward options based on eight, ten, and twelve councillors.

The purpose of the preliminary options report was to provide information for the second round of public consultation which took place February 23 to March 14, 2021. The results of that round of consultation allowed the consultants to use that information to move from the thirteen ward options to a more manageable number for consideration by council, which was the subject of the third round of public consultation (April 6 to 20, 2021).

This final report explores these topics in summary form only to provide context and assumes that those interested in the findings and recommendations presented herein have reviewed the phase 1 report, ward boundary review backgrounder, and the





preliminary options report. Further information is available at <https://guelph.ca/city-hall/mayor-and-council/council-composition-and-ward-boundary-review/>.

## 1.4 Public consultation

---

The ward boundary review incorporated a comprehensive community engagement component that included three distinct rounds of community consultation, comprised of the following:

- **Round one (January 4 to 22, 2021)** – The purpose of round one was all about the bigger picture. Participants were invited to share their views on the strengths and weaknesses of the existing wards and the priority they attach to the guiding principles established for the review (see section 2). These perspectives were essential to the consultant team as they developed alternative models of possible ward configurations after reviewing the community input.
- **Round two (February 23 to March 14, 2021)** – The purpose of the second round of consultation was to study the wide range of alternative ward models developed by the consultant team so that final options could be developed. The perspectives of the public gave strong direction to the consultant team in both the preferences and improvements to the options.
- **Round three (April 6 to 20, 2021)** – The purpose of the third round of public engagement was to gather input from the community on the short list of options. This additional input helped to prioritize the options presented in this final report and identify any further refinements.

### 1.4.1 Round one

In round one of community consultation, residents were asked to assess the current ward structure and rank a given set of guiding principles for wards in Guelph. As highlighted in the preliminary options report, City staff executed extensive communications and outreach and ensured an online engagement platform contained as much background information as possible from the consultant team. The consultant team led two informative online town hall meetings with live question and answer periods, and solicited input through surveys, Q and A and mapping tools on the engagement platform. Highlights of the input include:



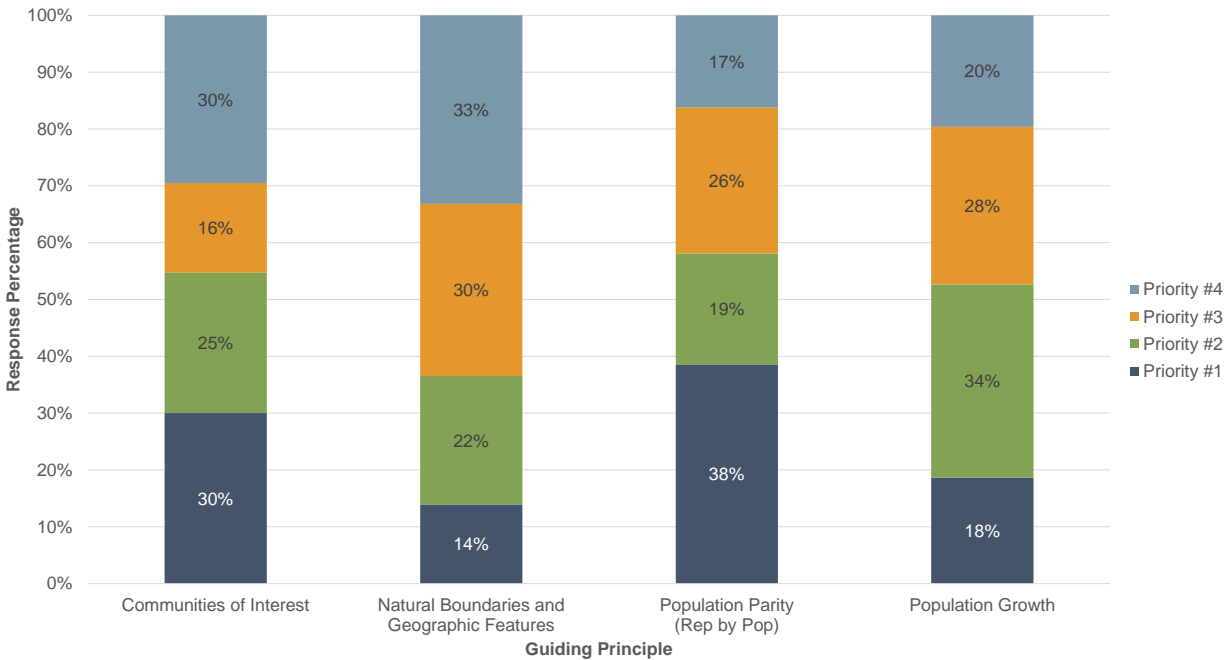
- Many respondents viewed the strengths and weaknesses of the present wards in terms of the performance of their individual councillors.
- 48% of respondents thought the current ward boundaries provided them with effective representation and 35% of the respondents said they did not feel the current ward boundaries provided them with effective representation. The remaining 17% had no opinion. This indicates that the topic had not reached a critical point, but that it is worth getting ahead of the changes needed.
- Many commented on the differences in populations among the wards and anticipated this imbalance to worsen over time. Only a very few had specific suggestions about potential ward boundaries.

The first round of consultations introduced the concept of “guiding principles” for designing a ward system and asked people to rank them in order of importance. Survey responses are summarized in figure 2. This gave guidance to the consultant team so that they could begin designing preliminary options.

- People ranked current population parity as the most important principle (38%). When combined with future population parity (18%) it becomes clear that people understood some parts of the city were growing faster than others and they were concerned about the worsening population imbalance by ward.
- The communities of interest principle ranked highly (30% of respondents identified it as the most important principle), reflecting the high value placed on the identity of neighbourhoods, mentioning the downtown, university and growth in the south end for examples.
- Guelph’s physical boundaries, both natural and human-made, was ranked somewhat lower among the principles (14% of respondents identified it as the most important principle) but some of these features were frequently mentioned in the comments, such as major roads and rivers.
- Open-ended comments contained thoughtful explanations and demonstrated understanding of the subtle trade-offs at stake. For example, while one respondent might emphasize how important neighbourhood identities are, another warns against dividing the larger community into too many parts (wards).



**Figure 2**  
When redesigning Guelph's ward boundaries for the future, how would you prioritize the importance of these four guiding principles, from most important (1) to least (4)?



### 1.4.2 Round two

The second round of public consultation took thirteen ward boundary options to the residents of Guelph for consideration and input. These preliminary options were based on council's November 2020 directive to develop options for eight-, ten-, and twelve-person council sizes, and on the prioritized principles from the first round of public consultations in January 2021.

### Communications

The City of Guelph staff publicized the ward boundary review, recruited people to the online town hall meetings, and encouraged people to provide input. The City employed a wide spectrum of communications and outreach tools including signage, but mainly digital because the consultation was digital.



As a result of this communication effort:

- 1,161 people visited the engagement site.
- 617 people read pages, downloaded documents, and interacted with some of the engagement tools.
- Only a few people added pins and comments to the map tool “Places” and asked questions in the “Q and A” tool.
- Most importantly, 184 people completed the survey to provide input to the consultant team.

## Engagement

Similar to round one of consultation, round two included two online town hall events hosted on the City’s standard Webex platform for all public meetings. There was a presentation of the preliminary options and live questions and answers followed by open discussions. These events were live-streamed on [guelph.ca](http://guelph.ca) and Facebook, with comments open. All the questions and comments from the online town hall meetings were added to the engagement site within two days.

The engagement platform contained documents outlining the thirteen ward boundary preliminary options with maps, features, and benefits listed, plus a summary report and all previous background materials. There was an interactive map tool for exploration where visitors could turn on/off each of the thirteen maps to compare with each other as “layers.” The engagement site had a “Places” tool that allowed visitors to put pins and detailed comments directly onto each map. Visitors were encouraged to post questions in the Q and A section and get answers within two days.

Most importantly, every part of the process encouraged people to add their insights using the survey tool on the engagement platform. Questions were designed for collecting insights and helping people to think through the large number of options (i.e., this was not an election, poll, or referendum). Given the complexity of the request, the survey was designed more like a thinking tool: people were asked which options they would remove and support, before asking them which one they prefer and why.

In addition, a small focus group was convened to discuss the survey results soon after closing the survey. The purpose was to ensure the consultant team interpreted survey input accurately, not to solicit additional input. A transcript of the focus group meeting is provided in Appendix G.



## Results

Public input was the main factor in determining which four options to bring forward for a third round of public consultations, but it was not the only consideration. The rationale is explained in greater detail in section 3.2 below.

### **1.4.3 Round three**

The third round of public engagement was an exploration to uncover whether there was any obvious preference for one ward boundary configuration and if not one, to make clear what the preferences would be and why, so that council can make an informed decision. Four options were developed and shared in detail continuing to use the City's engagement platform as a familiar home for everything a citizen needs in order to inform themselves and provide input.

## Communications

Similar to previous rounds of consultation, City staff used as many tools as they could to spread the word, this time including some paid advertising in addition to signage, and digital communications like emails and social media posts. As a result, they boosted engagement from the previous rounds to:

- 1,751 visitors to the engagement site and 2,165 to the City's web page.
- 953 people engaged with the site, downloading documents, watching videos, visiting multiple pages and tools, and adding their comments to all the tools.
- Of those actively engaged visitors, 399 took the time to add their input using the survey tool.

## Engagement

As with previous rounds, there were two online virtual town hall meetings, one at the launch and one at the mid-point, to inform viewers and collect questions in the chat tools and to provide immediate answers that were subsequently published on the City's engagement site. These town hall meetings were live streamed on the City's website as with other public meetings, and live streamed on Facebook with the comments turned on for more questions to be collected. Recordings of the presentation were subsequently shared on the City's platforms.



Every report and video recordings of previous presentations was shared on the engagement site including detailed explanations of the final four options. The “Places” mapping feature was created again to collect specific comments directly on maps of each ward option and the consultants created another mapping tool for visitors to play with, turning on and off “layers” of maps that appeared on top of a Google map of Guelph. The Q and A section of the engagement site was kept up to date, and City staff offered “office hours” for anyone who wanted to talk to a live person on the phone instead of visiting a website.

## **Results**

Public input did not offer a definitive or obvious choice: there was decent support for all four options and the two with the most support seem very close. The results of the third round of consultation are discussed in detail in section 4.5 and complete details are in appendices A through D and appendix F.

### **1.5 Interviews of members of Guelph City council**

---

At the outset of the ward boundary review, all members of Guelph city council participated in an interview with members of the consultant team that primarily addressed the present ward system in Guelph. The discussions were free-flowing and confidential and were intended to help the consultant team better understand Guelph’s neighbourhoods, the individual wards and where changes might be made. Councillors were asked about the ward they represent but also about their perceptions of other wards. As a result, the observations noted about specific wards were not necessarily made by councillors elected in those wards. A summary of interview notes with members of Guelph City council are provided in appendix E.

### **1.6 Consideration for City council**

---

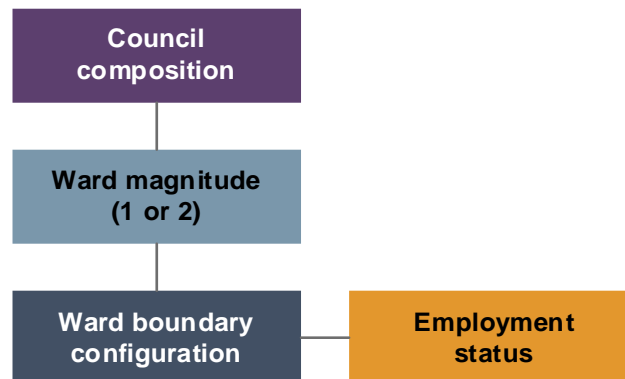
The purpose of this phase 2 final report is to summarize the technical and academic research completed and feedback received from the three rounds of consultation as well as to consider the results from phase 1 of the review.

The direction of the review is presented in figure 3, which visualizes the series of decisions that are to be considered in phase 2. A more detailed explanation of the



separate decisions and some of the implications associated with each of them are provided in the following chapters.

Figure 3  
“Layers” of decisions



## 2. Study context

### 2.1 Ward boundary review framework

---

Municipal councils have the legal right to create, change, and even eliminate ward boundaries for the purpose of electing municipal councillors. Provincial legislation, however, does not provide a framework for such a review and adjustment of electoral arrangements in Ontario municipalities. There are only two sections of the *Municipal Act, 2001* (s. 222 and s. 223) that address this question and they are significant because of what is omitted. The basic provision found in s. 222 (1) simply authorizes a municipality “to divide or redivide the municipality into wards or to dissolve the existing wards.” It permits a municipal council to pass a by-law setting out the electoral arrangements, but the review of electoral boundaries is not subject to a stipulated schedule, to a standardized process or to established criteria. Furthermore, despite a statement in the *Municipal Act, 2001* that the Minister “may prescribe criteria,” none currently exists.

Instead, municipalities turn to the experiences of other municipalities in Ontario, legal precedents, and cases that deal with electoral systems heard by the Local Planning Appeal Tribunal (LPAT) formerly known as the Ontario Municipal Board (OMB), the body with authority to hear appeals on such matters.



Guelph’s ward boundary review is framed by four guiding principles established for developing and evaluating potential alternative options. The four principles (discussed in detail in the ward boundary review backgrounder<sup>[1]</sup>) are:

- a) Representation by population;
- b) Projected growth patterns;
- c) Communities of interest; and
- d) Natural boundaries and geographic features.

The “overriding” principle of “effective representation” embraces the other four guiding principles.

In a case known officially as *Reference re: Provincial Electoral Boundaries* (Sask.) (1991) (the Carter case), the Supreme Court of Canada ruled that under the Charter of Rights and Freedoms citizens have the right to “effective representation”; that is, they are entitled to have a voice in the deliberations of government through their elected representatives. There are several conditions that contribute to effective representation, such as those reflected in the four guiding principles for this review.

No ward system design can uniformly meet all the guiding principles since some criteria may work at cross purposes to one another. As well, the priority attached to certain principles makes some designs more desirable in the eyes of different observers. Round one of public consultation was designed to better understand the priorities attached to the guiding principles among Guelph residents. As previously discussed, population parity is clearly the most important factor to most of the people who answered the survey, especially when combined with the people who emphasize future population growth. From their additional explanations, this democratic imperative is dear to the majority of respondents even though these same people also express affection for the neighbourhoods and communities that characterize what it means to be Guelph. A notable share of respondents prioritizes communities of interest which

---

[1] City of Guelph Council Composition and Ward Boundary Review Phase 2 – Ward Boundary Review Backgrounder, December 23, 2020.





reflects that strong sense of community in Guelph – perhaps one of its defining characteristics.

As discussed in the phase 2 preliminary options report, to be considered defensible the ward design adopted by Guelph council must show due regard for all the guiding principles and the public input that tilts towards achieving both population parity and capturing communities of interest.

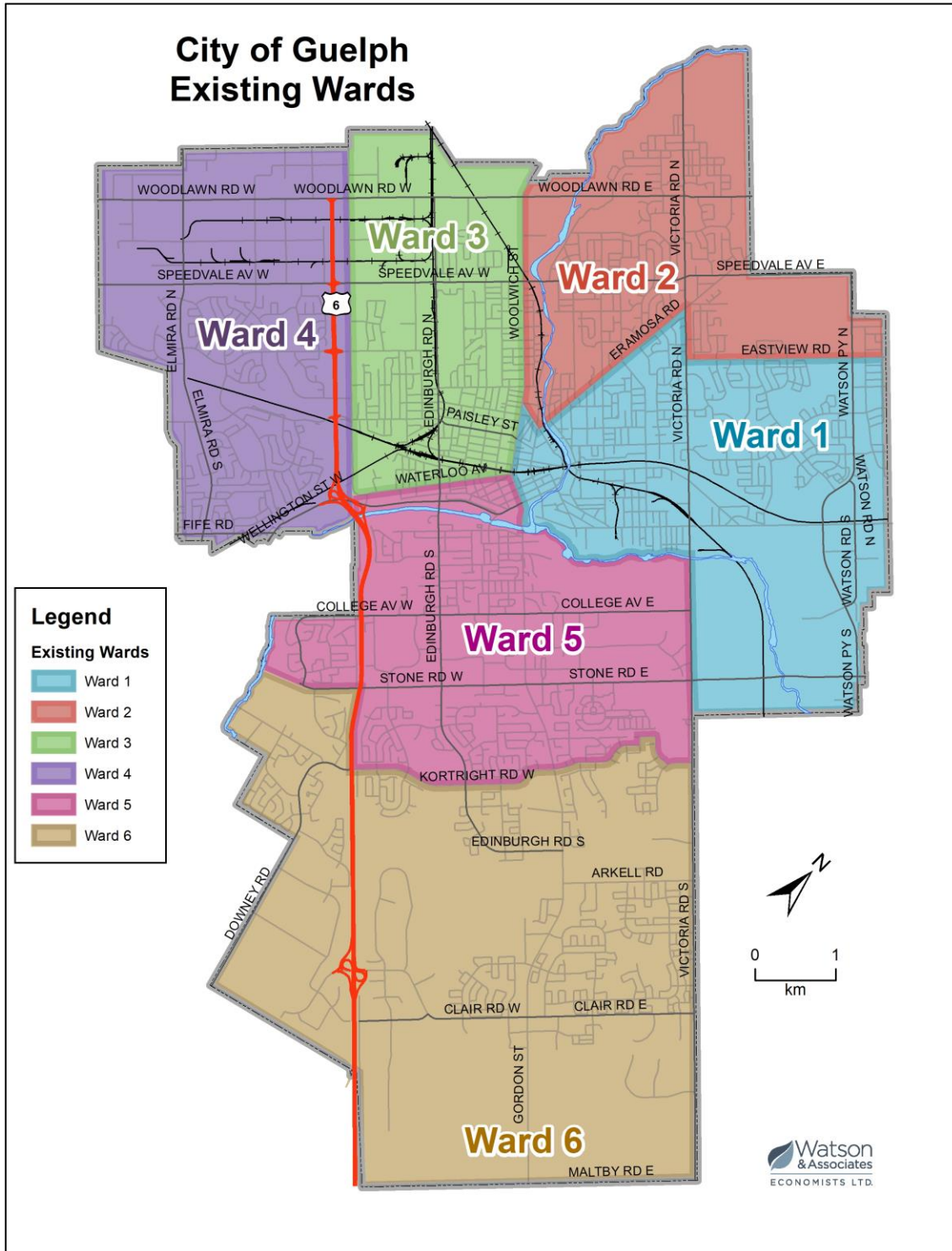
## **2.2 Municipal representation in Guelph**

---

Guelph council is comprised of thirteen members, including the mayor and twelve City councillors, elected in six wards, as presented in figure 4.



Figure 4  
Current ward map of Guelph





The current municipal electoral system has been in place, without significant modification, since 1990. At that time, the number of City councillors (then called aldermen) was increased from eleven to twelve and a ward system was implemented.

As highlighted in the phase 2 preliminary options report, the discussion of Guelph's present ward configuration through the lens of the four specific guiding principles highlights some identifiable shortcomings that hinder the achievement of an acceptable level of effective representation, as summarized in figure 5. In conclusion, the current ward structure falls short of providing for effective representation as residents do not have an equitable voice in council deliberations nor comparable access to their elected officials.

On that basis, residents should be prepared to consider modifications to the present ward system that could bring Guelph into better alignment with this overriding principle of effective representation.

Figure 5  
Evaluation summary of Guelph's current ward structure

Principle	Does the Ward Structure Meet the Respective Principle?	Comment
Representation by population	<b>No</b>	In 2021, one ward (ward 6) exceeds the acceptable range of population variation, another (ward 3) is at the bottom of the range.
Projected growth patterns	<b>No</b>	The population imbalance by ward is expected to worsen over the next decade. By 2031, one ward (ward 6) is anticipated to exceed the acceptable range of variation, two others (wards 2 and 3) are anticipated to be at or outside the bottom of the range.
Communities of interest	<b>Largely successful</b>	Communities are not divided internally, except the downtown is included in three wards. Some wards do not consist of communities with common interests.
Natural boundaries and geographic features	<b>Partially successful</b>	Present wards are not designed using many of the recognizable natural boundaries within Guelph.



## 3. Models of municipal representation and preliminary ward boundary options

### 3.1 Models of municipal representation

---

As presented in the preliminary options report, a series of preliminary concepts or models of representation for Guelph were derived from the council direction from the conclusion of phase 1, the guiding principles, the initial public consultation in phase 2, and other insight derived from the consultant team's experiences in developing ward boundary systems in other Ontario municipalities.

This included six approaches to municipal representation in Guelph:

1. **A four-ward model** to elect eight or twelve councillors (two or three councillors per ward, respectively).
2. **A five-ward model** to elect ten councillors (two per ward).
3. **A six-ward model** to elect twelve councillors (two per ward), consistent with the existing ward-boundary model.
4. **An eight-ward model** in which eight councillors are elected in eight wards (one councillor per ward).
5. **A ten-ward model** in which ten councillors are elected in ten wards (one councillor per ward).
6. **A twelve-ward model** in which twelve councillors are elected in twelve wards (one councillor per ward).

The councillors in any of these models could serve on either a full-time or part-time basis. A smaller council is more likely to generate interest in full-time councillors. The workload facing each councillor will be relatively heavy and the smaller council will reduce the total cost of full-time councillors. Conversely, a larger council is more likely to result in a part-time council because it will reduce the workload faced by each councillor and increase the total cost of council.



There are other differences between full-time and part-time councillors. Full-time councillors will increase the access that residents have to councillors because these councillors will be focused, in an undistracted manner, on the business of the City of Guelph. Full-time councillors will also make the position of councillor more open to anyone in the community. The current part-time position, which actually carries a fairly heavy workload, makes it difficult for someone with a full-time, “nine-to-five” job, and family and other responsibilities to stand for the position. Changing the position to full-time would make it open to a broader range of residents.

## 3.2 Preliminary options

---

As discussed in the preliminary options report, there are no directions to municipalities for addressing the composition of council question in s. 217 of the *Municipal Act, 2001*, other than the requirement that there “shall be a minimum of five members, one of whom shall be the head of council.” For the purposes of this review, determining the number of elected councillors has regard for two considerations:

- the number required to effectively govern the municipality; and
- the number that offers the most effective representation for the residents of Guelph and optimally meets the guiding principles identified in this review.

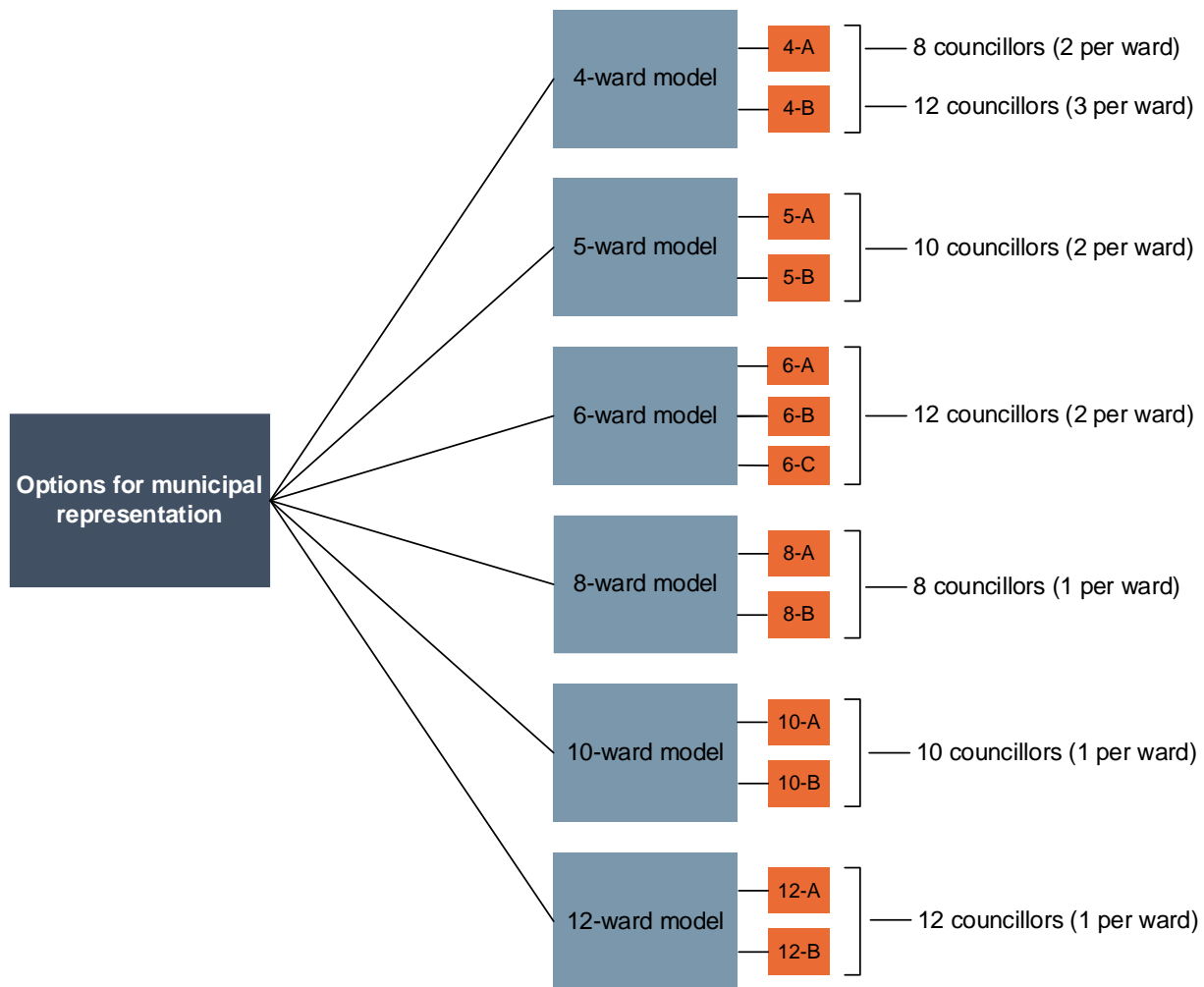
Rather than treat the composition of council and employment status question in isolation, the preliminary options were presented to allow the community to see some of the connections between the number of councillors and various ward design options.

A range of alternative ways to ensure an effective and equitable arrangement of the City of Guelph’s wards was presented to elect eight, ten, or twelve councillors. The preliminary options were based on the guiding principles as well as a neutral third-party professional assessment of the implications of having either one or two councillors per ward, full time or part time, and variations in the number of wards.

Beginning with the six models presented above, thirteen preliminary options were developed and presented in the preliminary options report, as summarized in figure 6 below.



Figure 6  
Models of municipal representation and preliminary options for Guelph



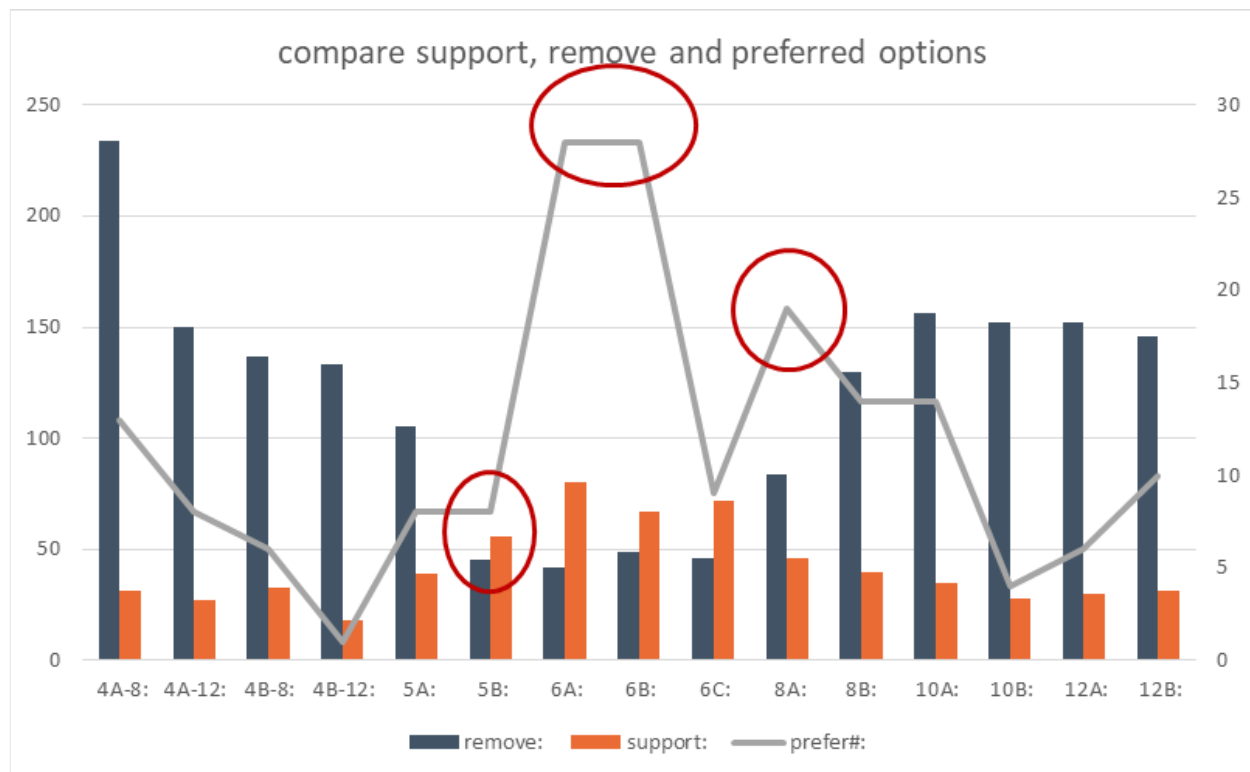
### 3.2.1 Community preferences

In the second round of consultations, the thirteen preliminary options were presented and explained and input was received that helped determine which options might be worth developing further. Respondents were asked a series of questions designed to help them think through their choices. They were asked multiple-choice questions before being asked a single-choice question. First, they were asked to indicate which options they would like to remove from consideration. These answers show up in figure 7 below as blue lines. They were then asked which options they would support for further consideration, again as a multiple-choice question. Those answers show up in figure 7 below as orange bars. They were then asked to indicate which one option they



actually preferred above all the others. These answers are illustrated in figure 7 below by the grey line.

Figure 7  
Community responses to preliminary options (based on number of responses)



Responses indicated that the preliminary options offering the most change were opposed by the most people (tall blue bars), even though preferences could be significant (as the grey line indicates for option 4A-8, 12B, 10A, and 8B). Therefore, the four-, ten-, and twelve-ward options were taken out of consideration for the next round of consultation. Only the five- and six-ward options were supported by more people than opposed them, so they remained on the table for the moment. Interestingly, the focus group discussion revealed that people had not given the five-ward options a close enough look. They were curious about how the five-ward options contained some interesting compromises, so option 5B was retained for further consideration due to its modest level of preference and support plus its low opposition – it seemed inoffensive in a way. The significant preference for option 8A suggested it might be worth further development despite modest opposition. The preference for option 8B is slightly lower than option 8A and the numbers opposed to it are marginally higher, so option 8B was



removed from further consideration. Options 6A and 6B had the strongest preference and low opposition so they stood out for further development. Opinions about whether to keep council at twelve members or make it smaller were evenly divided (52% to 48%) so it was considered reasonable to develop preferred options to reflect that dichotomy: two six-ward options that result in a twelve-member council and two that result in smaller council sizes. These are discussed in detail in section 4 below.

## 4. Final options

The range of preliminary options and models discussed above were assessed in the light of input from the community in round two. From this assessment, four final options were derived.

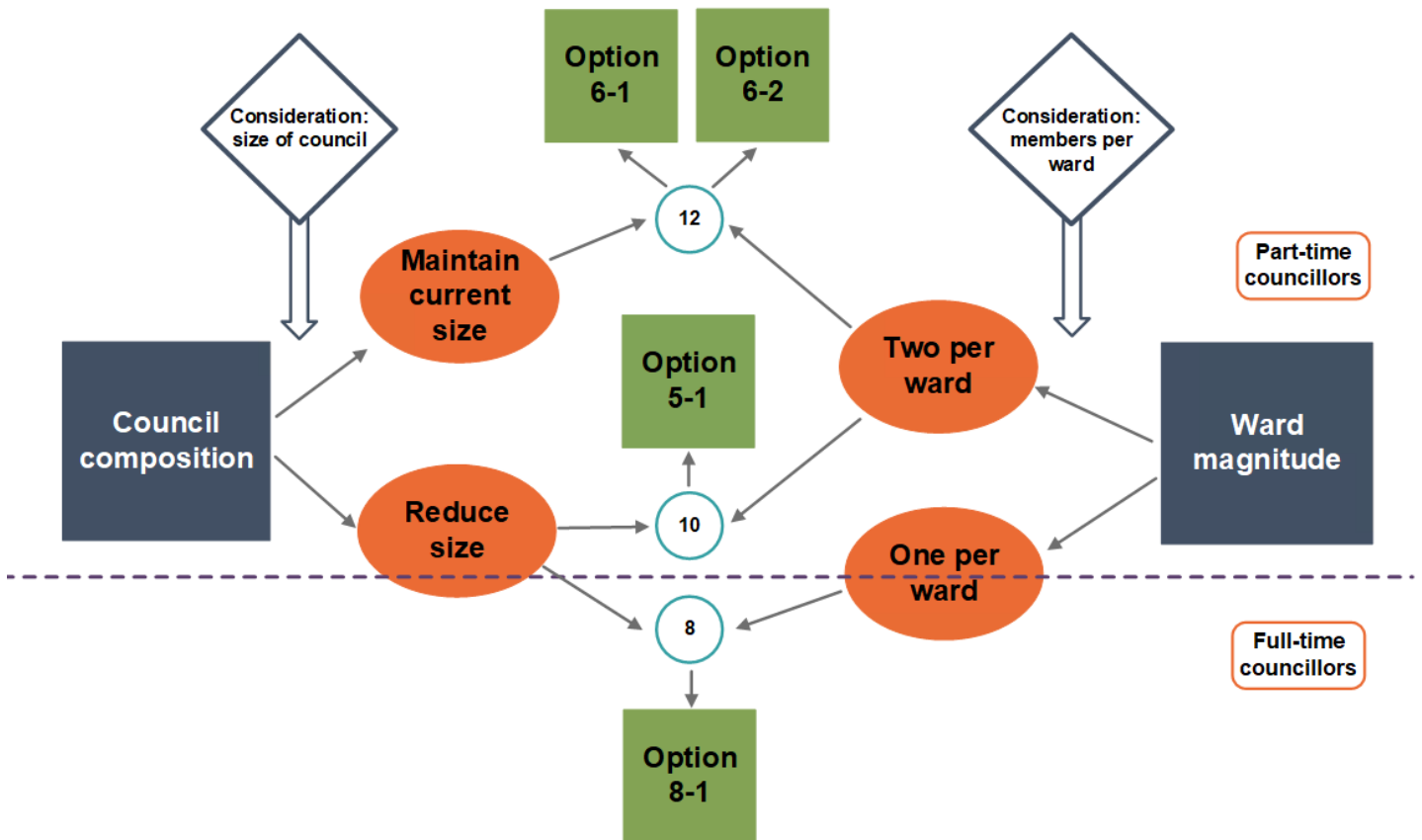
- Option 5-1 (based on preliminary option 5-B):
  - ten councillors in five wards
- Option 6-1 (adjusted preliminary option 6-A):
  - twelve councillors in six wards
- Option 6-2 (based on preliminary option 6-B):
  - twelve councillors in six wards
- Option 8-1 (based on preliminary option 8-A):
  - eight councillors in eight wards

The options have varying characteristics as it relates to council composition (eight, ten or twelve councillors), number of councillors per ward, the number of wards and corresponding ward boundaries, as illustrated in figure 8.





Figure 8  
Origins of final options



These options are discussed in detail below.

## 4.1 Option 5-1

**Rationale:** A marginally smaller part-time council that maintains the main attributes of the present system.

Option 5-1 represents a five-ward model based on preliminary option 5-B and could be used to elect ten councillors, two in each ward.

- The number of councillors is reduced from twelve to ten.
- The option allows for a small reduction in the size of council while retaining the two-member-per-ward system.
- Each ward is slightly larger; councillors represent more residents than under the current system.



- Councillors could continue to play a part-time role.

Element	Description
Council composition arrangement	Ten councillors (two councillors per ward)
Number of councillors per ward	2
Number of wards	5
Councillor employment status	Part-time role

The features of final option 5-1 are presented in figure 9 with a corresponding map of ward boundaries provided in figure 10. The current (2021) and forecast (2031) population by proposed ward is summarized in figure 11. A detailed description of proposed ward boundaries is provided in figure 12.

Figure 9  
Option 5-1 features

Features
<ul style="list-style-type: none"><li>• Three wards north of Speed and Eramosa Rivers and two to the south with generally well-balanced populations in 2021 and 2031.</li><li>• Proposed ward 1 covers the north-east part of the city.</li><li>• Ward 2 includes the downtown and is bound by the Speed River to the south and Edinburgh Road to the west.</li><li>• Ward 3 incorporates the north-west part of the city, west of Edinburgh Road.</li><li>• Ward 4 covers the south-central part of the city.</li><li>• Ward 5 incorporates the south end.</li></ul>



Figure 10  
Ward boundaries for option 5-1

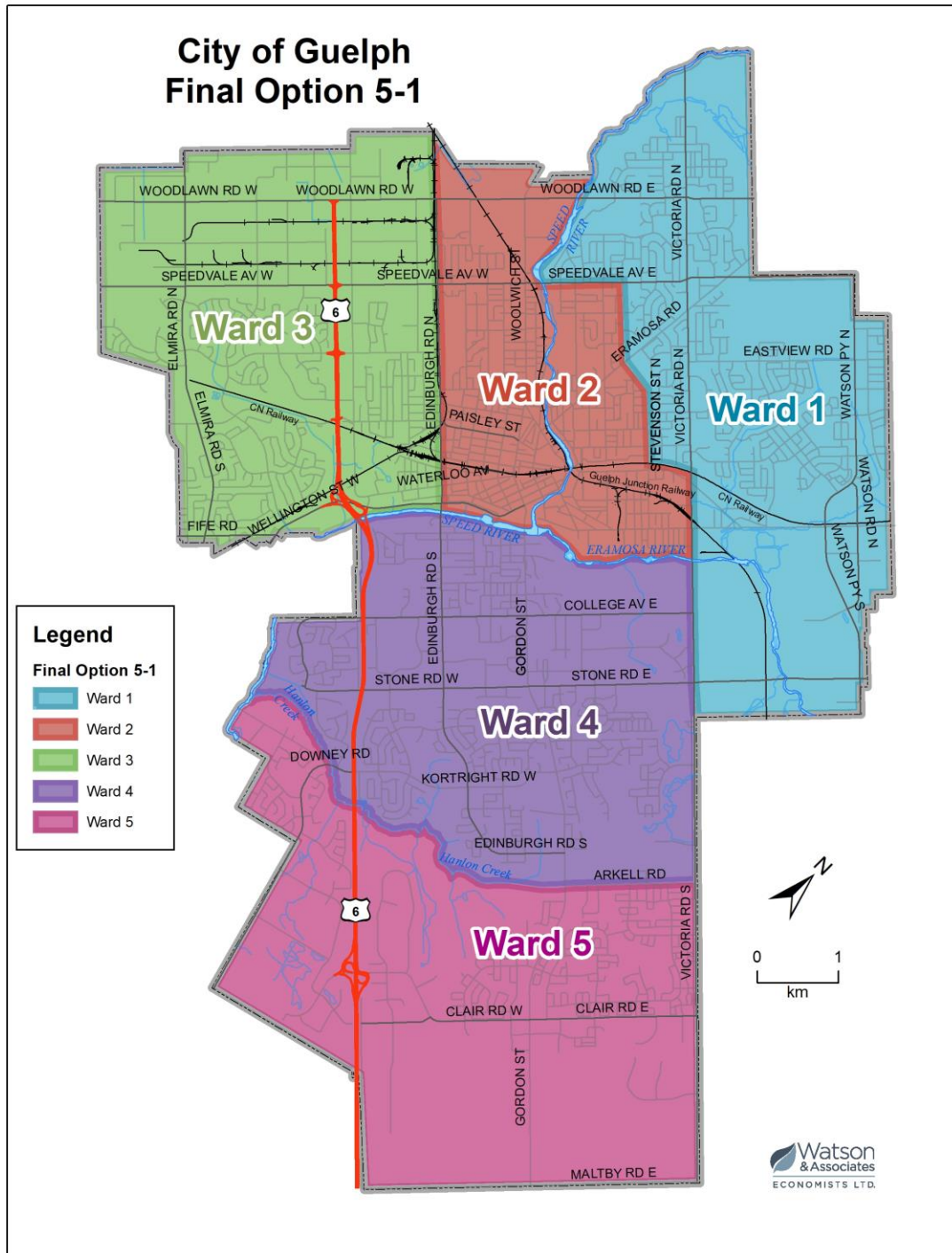




Figure 11  
Option 5-1 ward population distribution

Ward	2021 total population <sup>[1]</sup>	2021 population variance <sup>[2]</sup>	2031 total population <sup>[1]</sup>	2031 population variance <sup>[2]</sup>
Ward 1	34,185	1.06	40,510	1.06
Ward 2	30,165	0.94	35,450	0.93
Ward 3	34,495	1.07	37,290	0.98
Ward 4	38,495	1.19	43,805	1.15
Ward 5	23,770	0.74	33,645	0.88
<b>City-wide</b>	<b>161,100</b>	-	<b>190,700</b>	-
<b>Ward average</b>	<b>32,220</b>	-	<b>38,140</b>	-

<sup>[1]</sup> Includes population captured in the census and non-permanent post-secondary student population. Includes census undercount of approximately 3.4%. Numbers have been rounded.

<sup>[2]</sup> The population variance measures the extent to which a ward population varies from the average ward population. The population variance is calculated by dividing the corresponding ward population by the ward average population. The maximum acceptable threshold for population variance is 25 per cent above or below the average ward size.

Source: Watson & Associates Economists Ltd.

Figure 12  
Option 5-1 ward boundary descriptions

Proposed ward	Description
1	<ul style="list-style-type: none"> <li>Bound to the west by Victoria Road, CN Railway line, Stevenson Street, and Speed River, and to the south, east and north by the municipal boundary.</li> <li>Encompasses the communities of Brant, Grange Hill East, York-Watson Employment Area, the Guelph Innovation District and part of St. George's Park and Waverly neighbourhoods.</li> </ul>
2	<ul style="list-style-type: none"> <li>Bound to the east by Victoria Road, CN Railway line, Stevenson Street, and Speed River, to the south by the Speed and Eramosa Rivers, to the west by Edinburgh Road and to the north by the municipal boundary.</li> <li>Includes the downtown and the neighbourhoods of Two Rivers, St. Patrick's Ward, a portion of St. George's Park and</li> </ul>



Proposed ward	Description
	Waverley as well as Sunny Acres, Exhibition Park and a portion of the Northwest Industrial Area.
3	<ul style="list-style-type: none"> <li>Bound to the east by Edinburgh Road and the municipal boundary to the north, west and south.</li> <li>Includes the neighbourhoods of the Junction, Onward Willow West Willow Woods, Parkwood Gardens and a portion of the Northwest Industrial Area.</li> </ul>
4	<ul style="list-style-type: none"> <li>Bound by the Speed and Eramosa Rivers to the north, Gordon Street, Stone Road, Victoria Road to the east, Arkell Road and Hanlon Creek to the south and the municipal boundary to the west.</li> <li>Encompasses the neighbourhoods of Old University, University of Guelph, Torrance, the Arboretum, Hanlon Creek, South Creek, and University Village.</li> </ul>
5	<ul style="list-style-type: none"> <li>Bound by Hanlon Creek and Arkell Road to the north and the municipal boundary to the east, south and west.</li> <li>Includes the neighbourhoods of Kortright Hills, Clairfields, Westminster, Hanlon Creek Business Park, Hanlon Business Park, and the planned Clair Maltby Secondary Plan Area.</li> </ul>

The overall evaluation of final option 5-1 is summarized in figure 13.

Figure 13  
Option 5-1 evaluation summary

Principle	Comment
Representation by population	Favourable population parity except in ward 5 which is slightly below the minimum threshold.
Projected growth patterns	Favourable population balance in all wards.
Communities of interest	Communities of interest captured favourably except Waverley and St. George's Park which are split by wards 1 and 2.



Principle	Comment
Natural boundaries and geographic features	Natural features (Speed River, Eramosa River and Hanlon Creek) along with arterial roadways used to define ward boundaries. Hanlon Expressway (Highway 6) not used as a boundary.

## 4.2 Option 6-1

**Rationale:** Preserves a twelve-member part-time council with minimal change to the present ward boundaries.

Option 6-1 is one of two final options presented under the six-ward model and would result in the election of twelve councillors, two in each ward.

- This option is closest to the status quo with some adjustment of boundaries to provide better population parity in the current year and future year 2031.
- Ward boundaries are based on preliminary option 6-A, except for an adjustment to the proposed ward 5 and 6 boundary which now follows Hanlon Creek west of Arkell Road.
- Geographical/topographical features are used as ward boundaries more effectively, while maintaining communities of interest.
- Councillors could continue to play a part-time role.

Element	Description
Council composition arrangement	Twelve councillors (two councillors per ward)
Number of councillors per ward	2
Number of wards	6
Councillor employment status	Part-time role

The features of final option 6-1 are presented in figure 14 with a corresponding map of ward boundaries provided in figure 15. The current (2021) and forecast (2031)



population by proposed ward is summarized in figure 16. A detailed description of proposed ward boundaries is provided in figure 17.

Figure 14  
Option 6-1 features

Features
<ul style="list-style-type: none"><li>• Downtown area split into wards 2 and 4.</li><li>• The wards are geographically distributed relatively evenly across the city.</li><li>• Northeast Guelph represented by wards 1 and 4.</li><li>• Ward 2 represents the north-central part of the city, including most of the downtown area.</li><li>• Ward 3 covers the north-west part of the city, west of the Hanlon Expressway (Highway 6).</li><li>• Ward 5 covers the south-central part of the city.</li><li>• Ward 6 extends to the southern part of the city.</li></ul>



Figure 15  
Ward boundaries for option 6-1

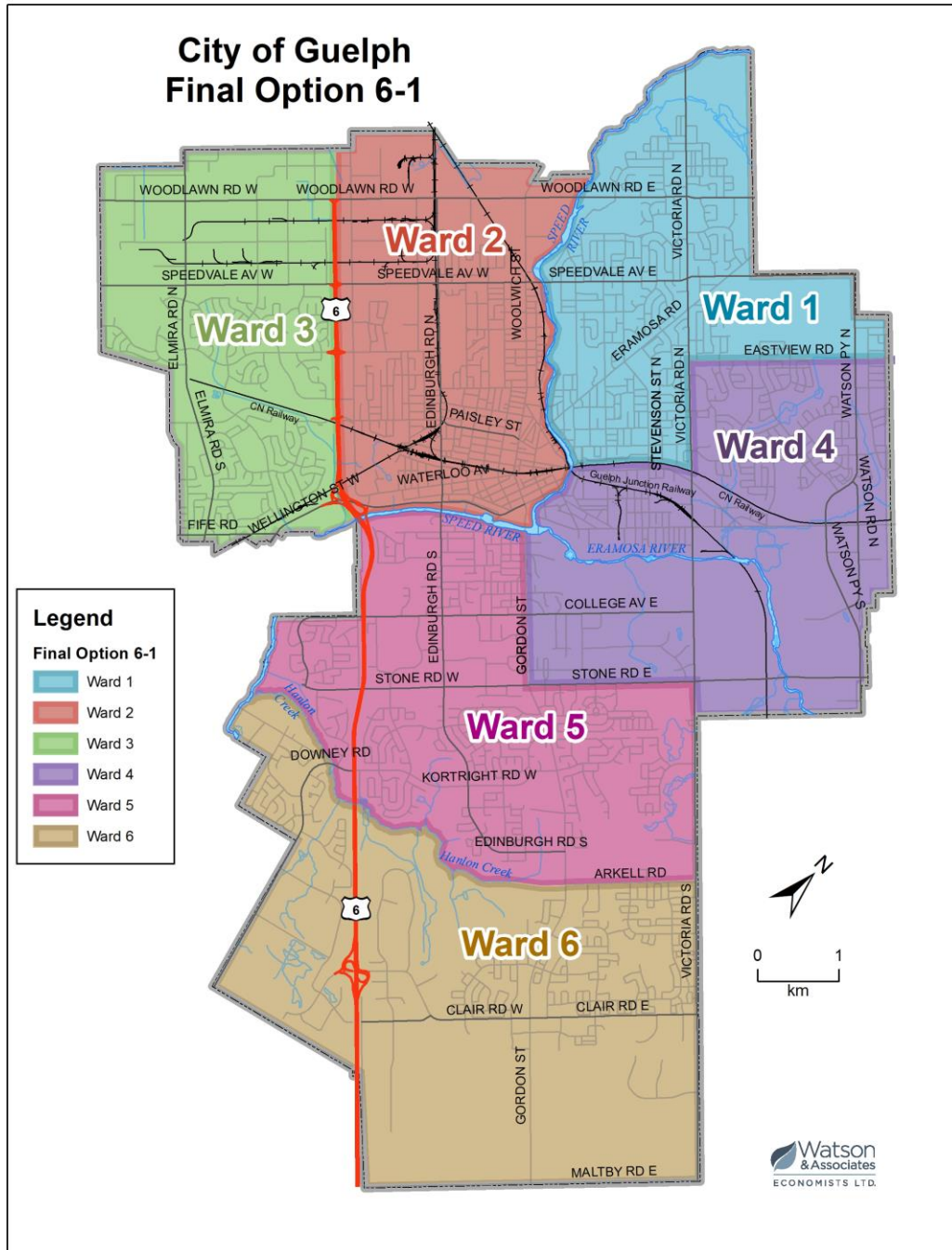






Figure 16  
Option 6-1 ward population distribution

Ward	2021 total population <sup>[1]</sup>	2021 population variance <sup>[2]</sup>	2031 total population <sup>[1]</sup>	2031 population variance <sup>[2]</sup>
Ward 1	24,115	0.90	25,915	0.82
Ward 2	29,930	1.11	33,920	1.07
Ward 3	23,310	0.87	25,185	0.79
Ward 4	26,265	0.98	33,050	1.04
Ward 5	33,710	1.26	38,985	1.23
Ward 6	23,770	0.89	33,645	1.06
<b>City-wide</b>	<b>161,100</b>	-	<b>190,700</b>	-
<b>Ward average</b>	<b>26,850</b>	-	<b>31,785</b>	-

<sup>[1]</sup> Includes population captured in the census and non-permanent post-secondary student population. Includes census undercount of approximately 3.4%. Numbers have been rounded.

<sup>[2]</sup> The population variance measures the extent to which a ward population varies from the average ward population. The population variance is calculated by dividing the corresponding ward population by the ward average population. The maximum acceptable threshold for population variance is 25 per cent above or below the average ward size.

Source: Watson & Associates Economists Ltd.

Figure 17  
Option 6-1 ward boundary descriptions

Proposed ward	Description
1	<ul style="list-style-type: none"> <li>Bound by the Speed River to the west, the CN Railway main line, Victoria Road and Eastview Road to the south, and the municipal boundary with Guelph-Eramosa to the east and north.</li> <li>Includes the neighbourhoods of St. George's Park, Waverley, Brant, and a portion of Grange Hill East north of Eastview Road.</li> </ul>
2	<ul style="list-style-type: none"> <li>Bound by the Speed River to the east and south, the Hanlon Expressway (Highway 6) to the west and the municipal boundary to the north.</li> </ul>



Proposed ward	Description
	<ul style="list-style-type: none"> <li>Includes the downtown, west of the Speed River, as well as the Junction, Sunny Acres, Exhibition Park, Onward Willow neighbourhoods and a portion of the Northwest Industrial Area.</li> </ul>
3	<ul style="list-style-type: none"> <li>Bound to the east by the Hanlon Expressway (Highway 6) and the municipal boundary to the north, west and south.</li> <li>Includes the neighbourhoods of West Willow Woods, Parkwood Gardens and portion of the Northwest Industrial Area.</li> </ul>
4	<ul style="list-style-type: none"> <li>Bound by the CN Railway main line, Victoria Road and Eastview Road to the north, Speed River and Gordon Street to the west, Stone Road, Victoria Road and the municipal boundary to the south and the municipal boundary to the east.</li> <li>Includes the neighbourhoods of Two Rivers, St. Patrick's Ward, the eastern portion of the University of Guelph, the Arboretum, the York-Watson Employment Area, the planned Guelph Innovation District, and a portion of Grange Hill East south of Eastview Road. Also includes the east portion of the downtown area.</li> </ul>
5	<ul style="list-style-type: none"> <li>Bound by the Speed River, Gordon Street, Stone Road, Victoria Road to the north and east, the municipal boundary to the east, Arkell Road and Hanlon Creek to the south and the municipal boundary to the west.</li> <li>Encompasses the neighbourhoods of Old University, Torrance, Hanlon Creek, South Creek, and University Village. Also captures the western portion of the University of Guelph.</li> </ul>
6	<ul style="list-style-type: none"> <li>Bound by Hanlon Creek and Arkell Road to the north and the municipal boundary to the east, south and west.</li> <li>Includes the neighbourhoods of Kortright Hills, Clairfields, Westminster, Hanlon Creek Business Park, Hanlon Business Park, and the planned Clair Maltby Secondary Plan Area.</li> </ul>

The overall evaluation of final option 6-1 is summarized in figure 18.



Figure 18  
Option 6-1 evaluation summary

Principle	Comment
Representation by population	Provides for favourable population parity in 2021 except in ward 5 which is slightly above the maximum threshold.
Projected growth patterns	Provides for favourable population parity in 2031.
Communities of interest	Communities of interest largely contained by ward. Only exceptions are the downtown which is divided into two wards (wards 2 and 4) and Grange Hill East which is divided into wards 1 and 4. University of Guelph is split between wards 4 and 5.
Natural boundaries and geographic features	Wards use major geographic markers including the Speed River, Hanlon Creek, CN Railway lines, Hanlon Expressway and major arterials for boundaries.

### 4.3 Option 6-2

**Rationale:** Preserves a twelve-member part-time council with significantly different wards.

Option 6-2 is one of two final options using a six-ward model and would involve electing twelve councillors, two in each ward.

- The option is consistent with the present system of representation (in place for thirty years), but the ward boundaries are significantly different from the status quo.
- Ward boundaries are based on preliminary option 6-B, with some minor improvements based on insights from the previous round of consultations.
- Councillors could continue to play a part-time role.



Element	Description
Council composition arrangement	Twelve councillors (two councillors per ward)
Number of councillors per ward	2
Number of wards	6
Councillor employment status	Part-time role

The features of option 6-2 are presented in figure 19 with a corresponding map of ward boundaries provided in figure 20. The current (2021) and forecast (2031) population by proposed ward is summarized in figure 21. A detailed description of proposed ward boundaries is provided in figure 22.

Figure 19  
Option 6-2 features

Features
<ul style="list-style-type: none"><li>• Wards 1 to 4 are largely north of the Speed and Eramosa Rivers, and are rectangular in design with a north-south orientation; wards 5 and 6 are located south of the rivers.</li><li>• Ward 1 represents northeast Guelph, east of Victoria Road, capturing newer growth areas including the Guelph Innovation District.</li><li>• Ward 2 captures the downtown area and areas to the north-east of Woolwich Street and west of Victoria Road.</li><li>• Ward 3 extends west of downtown to the Hanlon Expressway and the municipal boundary to the north.</li><li>• Ward 4 covers the northwest part of the city, bound to the east by the Hanlon Expressway (Highway 6).</li><li>• Ward 5 represents the south-central area of Guelph.</li><li>• Ward 6 covers the southern part of the city.</li></ul>



Figure 20  
Ward boundaries for option 6-2

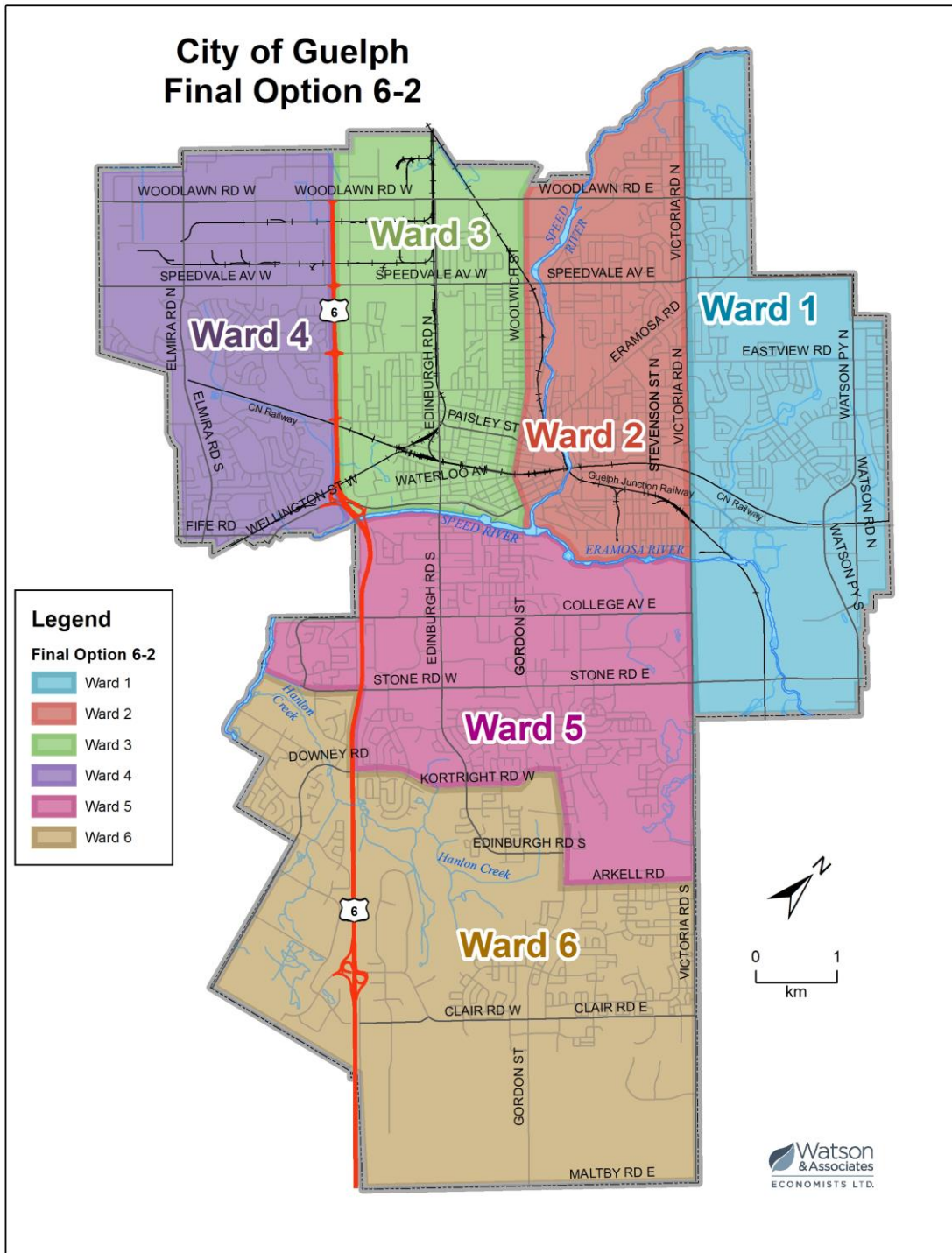




Figure 21  
Option 6-2 ward population distribution

Ward	2021 total population <sup>[1]</sup>	2021 population variance <sup>[2]</sup>	2031 total population <sup>[1]</sup>	2031 population variance <sup>[2]</sup>
Ward 1	24,215	0.90	30,005	0.94
Ward 2	26,970	1.00	31,785	1.00
Ward 3	24,345	0.91	26,275	0.83
Ward 4	23,310	0.87	25,185	0.79
Ward 5	31,540	1.17	36,055	1.13
Ward 6	30,720	1.14	41,400	1.30
<b>City-wide</b>	<b>161,100</b>	-	<b>190,700</b>	-
<b>Ward average</b>	<b>26,850</b>	-	<b>31,785</b>	-

<sup>[1]</sup> Includes population captured in the census and non-permanent post-secondary student population. Includes census undercount of approximately 3.4%. Numbers have been rounded.

<sup>[2]</sup> The population variance measures the extent to which a ward population varies from the average ward population. The population variance is calculated by dividing the corresponding ward population by the ward average population. The maximum acceptable threshold for population variance is 25 per cent above or below the average ward size.

Source: Watson & Associates Economists Ltd.

Figure 22  
Option 6-2 ward boundary descriptions

Proposed ward	Description
1	<ul style="list-style-type: none"> <li>Bound by Victoria Road to the east and the municipal boundary to the north, east and south.</li> <li>Includes the neighbourhoods of Brant, Grange Hill East, York-Watson Employment Area and the Guelph Innovation District.</li> </ul>
2	<ul style="list-style-type: none"> <li>Bound by Woolwich Street to the west, Speed River and Eramosa Rivers to the south, Victoria Road to the east and the municipal boundary to the north.</li> <li>Includes the downtown, and the neighbourhoods of Two Rivers, St. Patrick's Ward, St. George's Park and Waverley.</li> </ul>



Proposed ward	Description
3	<ul style="list-style-type: none"><li>• Bound to the west by the Hanlon Expressway (Highway 6), Speed River to the south, Woolwich Street to the east and the municipal boundary to the north.</li><li>• Includes the neighbourhoods of the Junction, Sunny Acres, Exhibition Park, Onward Willow and a portion of the Northwest Industrial Area.</li></ul>
4	<ul style="list-style-type: none"><li>• Bound by the Hanlon Expressway (Highway 6) to the east and the municipal boundary to the north, west and south.</li><li>• Encompasses West Willow Woods, Parkwood Gardens and a portion of the Northwest Industrial Area.</li></ul>
5	<ul style="list-style-type: none"><li>• Bound by the Speed River and Eramosa River to the north, Victoria Road to the east, Arkell Road, Gordon Street, Kortright Road, Hanlon Expressway (Highway 6) and Stone Road to the south and the municipal boundary to the west.</li><li>• Encompasses the neighbourhoods of Old University, University of Guelph, the Arboretum, Torrance, University Village, and the northern half of the Hanlon Creek neighbourhood.</li></ul>
6	<ul style="list-style-type: none"><li>• Bound by Arkell Road, Gordon Street, Kortright Road, Hanlon Expressway and Stone Road to the north and the municipal boundary to the east, south and west.</li><li>• Includes the neighbourhoods of South Creek, Kortright Hills, portion of Hanlon Creek, Clairfields, Westminster, Hanlon Creek Business Park, Hanlon Business Park, and the planned Clair Maltby Secondary Plan Area.</li></ul>

The overall evaluation of final option 6-1 is summarized in figure 23.



Figure 23  
Option 6-2 evaluation summary

Principle	Comment
Representation by population	Favourable population parity in 2021 in all proposed wards.
Projected growth patterns	Favourable population parity in 2031 except in ward 6 which is moderately higher than the maximum threshold.
Communities of interest	Ward boundaries capture communities of interest effectively; one exception is Hanlon Creek which is split into two wards (wards 5 and 6).
Natural boundaries and geographic features	Wards primarily utilize Hanlon Expressway, arterial roads and the Speed and Eramosa Rivers as boundaries.

## 4.4 Option 8-1

---

**Rationale:** A smaller council but with smaller wards that lends itself to a full-time role for councillors.

Option 8-1 is an eight-ward model and would be used to elect eight councillors, one in each ward.

- The number of councillors is reduced from twelve to eight.
- The smaller wards would provide residents with greater access to councillors.
- Ward boundaries are based on preliminary option 8-A with minor adjustments based on the previous round of community consultation.
- Councillors could play either a part-time or full-time role.
- Full-time councillors could make the position attractive to a broader range of residents.





Element	Description
Council composition arrangement	Eight councillors (one councillor per ward)
Number of councillors per ward	1
Number of wards	8
Councillor employment status	Part-time or full-time role

The features of option 8-1 are presented in figure 24 with a corresponding map of ward boundaries provided in figure 25. The current (2021) and forecast (2031) population by proposed ward is summarized in figure 26. A detailed description of proposed ward boundaries is provided in figure 27.

Figure 24  
Option 8-1 features

Features
<ul style="list-style-type: none"><li>• Approximately five wards north of the Speed and Eramosa Rivers and three wards to the south.</li><li>• Favourable population parity in 2021 that erodes by 2031.</li><li>• Ward 1 represents the east central part of the city.</li><li>• Ward 2 covers the northeast part of Guelph.</li><li>• The downtown is captured in ward 3 and extends east and west of the Speed River.</li><li>• Ward 4 captures the north central part of the city.</li><li>• Ward 5 covers the northwest part of the city.</li><li>• Ward 6 encompasses the central part of the city south of the Speed and Eramosa Rivers.</li><li>• Ward 7 covers the south-central part of the city, east of the Hanlon Expressway (Highway 6).</li><li>• Ward 8 captures south Guelph.</li></ul>



Figure 25  
Ward boundaries for option 8-1

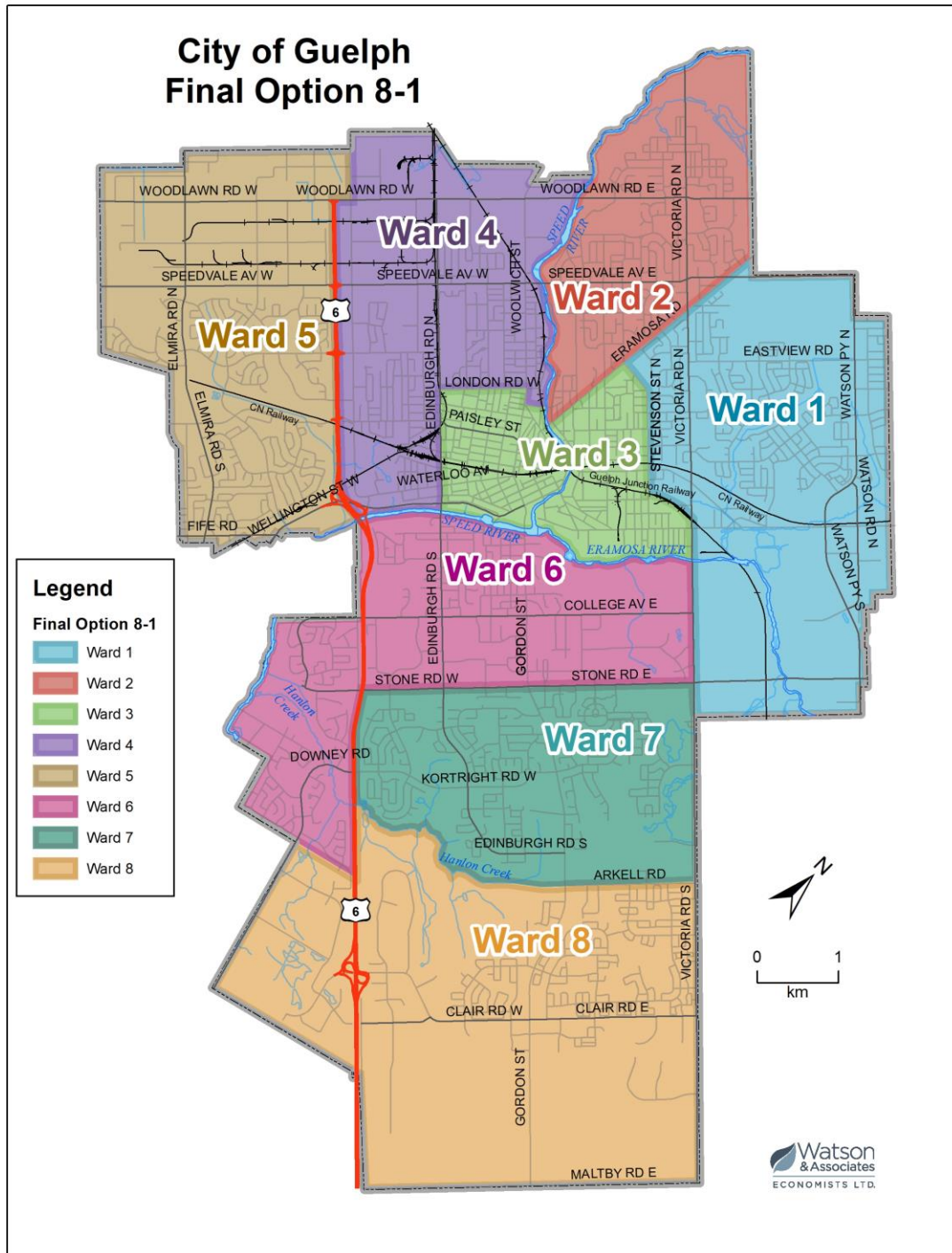




Figure 26  
Option 8-1 ward population distribution

Ward	2021 total population <sup>[1]</sup>	2021 population variance <sup>[2]</sup>	2031 total population <sup>[1]</sup>	2031 population variance <sup>[2]</sup>
Ward 1	22,400	1.11	27,595	1.16
Ward 2	15,290	0.76	16,515	0.69
Ward 3	17,565	0.87	21,765	0.91
Ward 4	20,275	1.01	22,185	0.93
Ward 5	23,310	1.16	25,185	1.06
Ward 6	21,865	1.09	23,415	0.98
Ward 7	20,390	1.01	24,860	1.04
Ward 8	20,005	0.99	29,175	1.22
<b>City-wide</b>	<b>161,100</b>	-	<b>190,700</b>	-
<b>Ward average</b>	<b>20,140</b>	-	<b>23,840</b>	-

<sup>[1]</sup> Includes population captured in the census and non-permanent post-secondary student population. Includes census undercount of approximately 3.4%. Numbers have been rounded.

<sup>[2]</sup> The population variance measures the extent to which a ward population varies from the average ward population. The population variance is calculated by dividing the corresponding ward population by the ward average population. The maximum acceptable threshold for population variance is 25 per cent above or below the average ward size.

Source: Watson & Associates Economists Ltd.

Figure 27  
Option 8-1 ward boundary descriptions

Proposed ward	Description
1	<ul style="list-style-type: none"> <li>Represents the east part of the city, bound to the west by Eramosa Road, Stevenson Street, Guelph Junction rail line and Victoria Road and the municipal boundary to the north, east and south.</li> <li>Includes the neighbourhoods of Grange Hill East, York-Watson Employment Area, the planned Guelph Innovation District and the eastern portion of St. George's Park.</li> </ul>



Proposed ward	Description
2	<ul style="list-style-type: none"><li>Bound to the west by the Speed River, Eramosa Road to the south and the municipal boundary to the east and north.</li><li>Encompasses the neighbourhoods of Waverley and Brant.</li></ul>
3	<ul style="list-style-type: none"><li>Bound to the north by London Street and Eramosa Road, east by Stevenson Street, south to the Eramosa and Speed Rivers and west to Edinburgh Road.</li><li>Includes downtown and surrounding neighbourhoods of Two Rivers, St. Patrick's Ward, Sunny Acres as well as the western portion of St. George's Park and the southern portion of Exhibition Park south of London Street.</li></ul>
4	<ul style="list-style-type: none"><li>Bound to the east by the Speed River, to the south by London Street, Edinburgh Road, and Speed River and to the west by the Hanlon Expressway (Highway 6).</li><li>Encompasses the neighbourhoods of the Junction, Onward Willow, and the northern part of Exhibition Park north of London Street, as well as the eastern portion of the Northwest Industrial Area.</li></ul>
5	<ul style="list-style-type: none"><li>Bound by the Hanlon Expressway (Highway 6) to the east and the municipal boundary to the north, west and south.</li><li>Includes the neighbourhoods of West Willow Woods, Parkwood Gardens and a portion of the Northwest Industrial Area.</li></ul>
6	<ul style="list-style-type: none"><li>Extends north to the Speed and Eramosa Rivers, east to Victoria Road, south to Stone Road. West of the Hanlon Expressway (Highway 6), it includes residential areas south to the Hanlon Creek Business Park.</li><li>Encompasses the University of Guelph, the Arboretum as well as the Old University, University Village and Kortright Hills neighbourhoods.</li></ul>
7	<ul style="list-style-type: none"><li>Bound to the north by Stone Road, east by Victoria Road, west by the Hanlon Parkway, and south by Hanlon Creek and</li></ul>



Proposed ward	Description
	conservation area lands south of Edinburgh Road and Arkell Road. <ul style="list-style-type: none"> <li>Includes the neighbourhoods of Hanlon Creek, South Creek and Torrance.</li> </ul>
8	<ul style="list-style-type: none"> <li>Bound to the north by the northern extent of the Hanlon Creek Business Park, Hanlon Creek, conservation area lands south of Edinburgh Road and Arkell Road, and the municipal boundary to the east, south and west.</li> <li>Includes the neighbourhoods of Clairfields, Westminster, Hanlon Creek Business Park, Hanlon Business Park, and the planned Clair Maltby Secondary Plan Area.</li> </ul>

The overall evaluation of option 8-1 is summarized in figure 28.

Figure 28  
Option 8-1 evaluation summary

Principle	Comment
Representation by population	Favourable population balance across all wards.
Projected growth patterns	Favourable population balance except in proposed ward 2 which is expected to be below the minimum threshold.
Communities of interest	Effectively captures communities of interest within proposed wards except Exhibition Park which gets split between wards 3 and 4 and St. George's Park which is split between proposed wards 1 and 3.
Natural boundaries and geographic features	Wards use Hanlon Expressway, major roadways and hydrological features (Speed River, Eramosa River and Hanlon Creek) for boundaries.



## 4.5 Community preferences

---

The two rounds of surveys were designed to tap into the wisdom and insight of community members. They were deliberately not superficial opinion polls, especially since it is a complex topic requiring respondents to interpret several maps simultaneously. Respondents were also asked to provide written comments about the options which the consultant team considered very carefully. Therefore, readers are encouraged to appreciate these numbers as insights to the deeper comments provided, as reviewed by the consultant team. Readers are cautioned that these surveys will not provide solid “proof” that confirms one option is “better” than another.

In the third round of consultation, respondents were asked to rank the four options in order of preference from most preferred (1) to least preferred (4). The share of responses is illustrated in figure 29 with an aggregate of rankings provided in figure 30. Figure 31 provides a further summary of preferences with respect to council size and magnitude derived from the most preferred option selected.

As shown in figure 29, 35% of respondents identified option 8-1 as their most preferred option (1<sup>st</sup> ranking), compared to 31% for option 6-2, 21% for option 6-1 and 14% for option 5-1. Having said that, as a first choice the eight-ward option ranked behind the combined preference for the two six-ward options (35% compared to 52%). Further, the reaction to option 8-1 was somewhat polarized, with a relatively small share of respondents choosing it as their second or third choice while a relatively large share identified it as their fourth (least preferred) choice.

Due to the combined preference for the six-ward options and the polarized nature of responses for option 8-1, on an average ranked basis, option 6-2 ranks the highest (2.11) followed by option 6-1 (2.43), option 8-1 (2.56) and option 5-1 (2.77), as illustrated in figure 30.

Based on the responses of the most preferred options, the preference for a smaller council (48%) or keeping it the same size (52%) is almost evenly divided, as illustrated in figure 31, echoing the findings from round two of community consultation. The data also suggests a preference for a two-member ward configuration compared to a single-member configuration (65% compared to 35%).



Figure 29  
Option ranking by share of responses – most preferred (1) to least preferred (4)

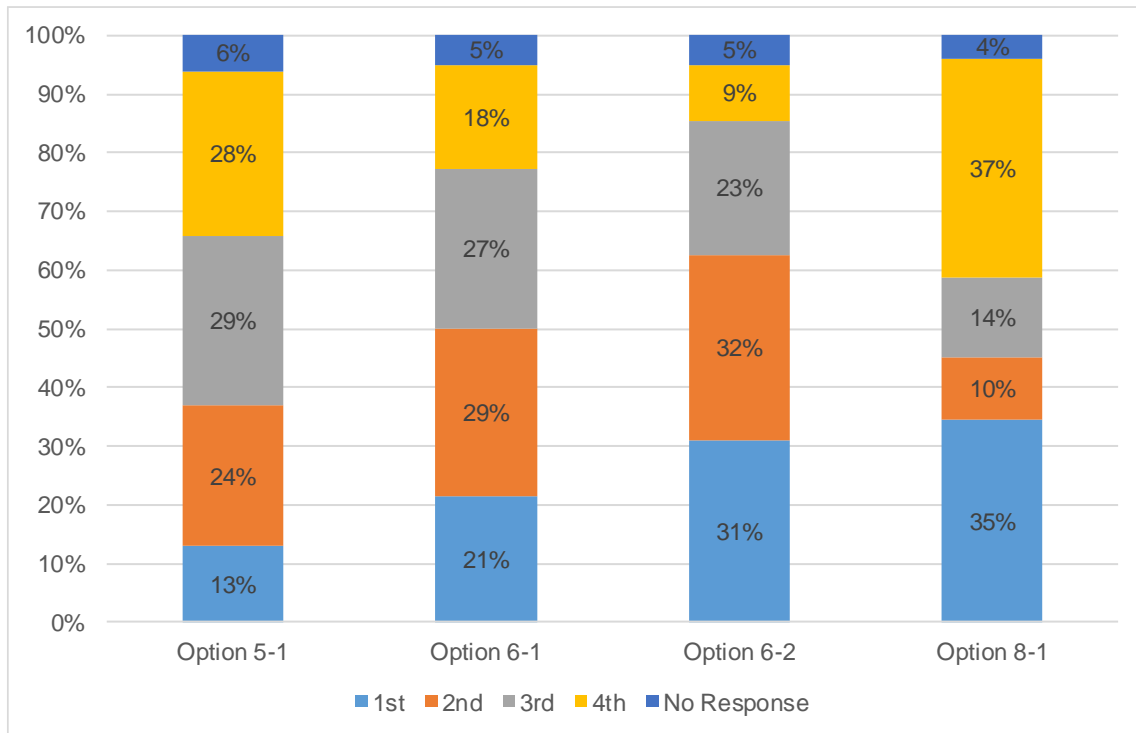


Figure 30  
Average ranked preferences

Rank	Option	Average rank*
1	6-2: Six wards. Two councillors per ward. Boundaries quite different from current ones.	2.11
2	6-1: Six wards. Two councillors per ward. Boundaries similar to current ones.	2.43
3	8-1: Eight wards. One councillor per ward. Smaller council (eight). Smaller wards.	2.56
4	5-1: Five wards. Two councillors per ward. Smaller council (ten). Larger wards.	2.77

\* Based on average of responses (1 = most preferred to 4 = least preferred)  
(Note: the lower the number the higher the rank; closer to the #1 spot)



Figure 31

Most preferred option:

Option	Number of responses	Share (%)
Option 5-1	51	13%
Option 6-1	84	21%
Option 6-2	122	31%
Option 8-1	136	35%
Total	393	100%

Preferred council size:

Option	Current 12	Smaller size
Option 5-1	-	13%
Option 6-1	21%	-
Option 6-2	31%	-
Option 8-1	-	35%
Total	52%	48%

Preferred ward magnitude (councillors per ward):

Option	2 per ward	1 per ward
Option 5-1	13%	-
Option 6-1	21%	-
Option 6-2	31%	-
Option 8-1	-	35%
Total	65%	35%

Survey respondents were asked to rank their preferences, not just pick their one favourite. The results need to be appreciated both for the bias of the weighting and the reasons behind it. Two of the four options contained six-ward two-councillors per ward variations. For the most part, people who preferred one of those two, chose the other as their second choice. Therefore, both of the six-ward options rose to the top rankings. People who preferred the other two options with single variations (options 5-1 or 8-1) each had different second choice rankings. People who preferred option 8-1 as their first choice usually selected option 5-1 as their second choice because they liked a smaller council size. People who preferred option 5-1 were in the minority but their second choice tended towards one of the six-ward options because many of them liked





the principle of two councillors per ward. This nudged the six-ward options further to the top of the ranking list. This outcome is consistent with input from the phase 1 council composition review in August-September 2020: a preference for the current six-ward, two-councillors per ward. Having said that, the survey did not produce a clear “winner.” The results are conflicted and not decisive.

## **4.6 Assessment/evaluation**

---

The attributes of the final options presented herein are summarized in figure 32. They represent varying degrees of change from the existing ward structure and current ward model for municipal representation in Guelph. Option 6-1 and option 6-2 represent a relatively limited amount of change, maintaining the current ward model of municipal representation, while making modifications and improvements to the ward boundaries to better align with the guiding principles. In comparison, option 5-1 represents a moderate amount of change, with a reduced council size (from twelve to ten), while maintaining two councillors per ward and reducing from six to five slightly larger wards. Option 8-1 represents the most change from the existing ward structure, comprised of a reduced council size (from twelve to eight) as well as a shift to single member wards resulting in an eight-ward configuration.

All four options are successful or largely successful at meeting the guiding principles established for this review, as summarized in figure 33. All four options are viable and each one provides effective representation with a slightly different emphasis in each option.



Figure 32  
City of Guelph ward boundary review – final options attributes summary

Element	Option 6-1	Option 6-2	Option 5-1	Option 8-1
Number of wards	6	6	5	8
Relative size of wards (affecting ease of candidates and councillors reaching all constituents)	Same	Same	Larger	Smaller
Councillors per ward (affecting perceived diversity of representation and electoral system possibilities)	2	2	2	1
Total council size (affecting overall representation versus governance efficiency)	12	12	10	8
Employment status (affecting ability to attract broad range of candidates and ability of councillors to focus on City business)	Part time	Part time	Part time	Full time
Net degree of change from existing ward structure	Least	Low	Medium	High



Figure 33  
City of Guelph ward boundary review – final options evaluation summary

Element	Option 6-1	Option 6-2	Option 5-1	Option 8-1
Current population balance by ward (affecting actual fairness of representation)	Largely successful	Successful	Successful	Successful
Future (i.e. 2031) population balance by ward (affecting anticipated fairness of representation)	Successful	Largely successful	Successful	Largely successful
Communities of interest reflected (affecting perception of community and identity)	Largely successful	Successful	Largely successful	Largely successful
Natural boundaries and geographic features (markers used for ward boundaries)	Successful	Successful	Successful	Successful



## 5. Recommendations

The goal of this review is to design a system of effective representation that will serve Guelph well both now and into the future. That system will be shaped by present and future demographic realities across the city and the perspectives that residents and councillors shared with us throughout the entire review.

Guelph is at a notable point in its history. It has grown significantly over the last 30 years. It is now about to embark on another period of major growth which will change the character of the city. This type of growth gives a city the opportunity to transform its governance structure.

As Guelph moves forward it will face increasingly complex challenges. Its location in the Greater Golden Horseshoe means that it will be under tremendous development pressures that will require decisions that will change its physical landscape and perhaps its basic character. As a single-tier municipality Guelph needs to manage a full range of services that are usually shared between area municipalities and regions in two-tier systems.

Guelph's current system of governance has served it well for many years. The impending changes, however, suggest this is the time to consider some basic modifications in that system to deal with both the opportunities and challenges that lay ahead.

The existing system of six two-member wards gives the city very little flexibility. As a growing city, it might want to increase the number of wards, but each new ward would add two members to council and there is little appetite to increase the size of council beyond the present twelve councillors. Single-member wards would give the city the flexibility to increase the number of wards in the future without increasing the number of councillors beyond the present size.

Councillors currently serve on a part-time basis, even though the amount of time they spend on council business makes it very difficult for them to hold outside employment to supplement their part-time income as councillors. Some operate their own businesses; others do various kinds of freelance-type work. A few work full-time jobs in addition to their council obligations. This makes it difficult for them to devote their full attention to



council business on an undistracted basis. It likely also discourages some people from running for council.

Future councillors will be making very difficult decisions about growth and development; they will need to be able to devote their full time on an undistracted basis to city business. If Guelph is going to take advantage of the opportunities available to it, it will need councillors who have the time and resources to devote to the role.

A system of single-member wards with full-time councillors would allow councillors to carry out both of their two traditional roles – representation and policy-making. It will give councillors more time to devote to the consideration of policy decisions, which are becoming increasingly complex, and enhance residents' access to councillors because the smaller wards and full-time status will give councillors more time to spend on constituency work. The full-time status might also encourage more people to run for office and likely increase the diversity of the council.

In the phase 1 report (pages 33 to 35), we provided a set of recommendations to council related to five questions:

- How many councillors should sit on the council?
- Should elections be at-large or ward-based?
- How many councillors should be elected per ward?
- How many wards should there be?
- Should the role of councillors be understood to be (and paid) as full time or part time?

The specific recommendations followed from two guiding principles: Guelph should have at least six wards and no more than twelve councillors. Our four recommendations presented in the phase 1 report endorsed an eight-ward configuration, each electing one full-time councillor; however, rather than endorsing the recommendation, council directed the consultant team to continue to examine a number of ward configurations for Guelph, as outlined in this phase 2 final report.

Based on technical analysis and public input received throughout phases 1 and 2, one ward boundary alternative (the recommended option) is presented herein, with other options that would also be viable.



As previously noted, there are several moving parts in phase 2 of the review (council size, ward magnitude, ward boundaries, employment status) which could potentially make the decision-making process very complex. However, both the council discussion which took place at the November 5, 2020 meeting and public consultation indicate that the foremost issue for most people is the number of councillors. While there was limited interest in increasing the size of council, there was considerable interest in maintaining the existing number (twelve councillors) or reducing the size of council.

It would be beneficial to council to begin its deliberations by making a decision about the number of councillors (taking other considerations into account). The other decisions – ward magnitude, employment status – flow fairly readily from this basic decision. If council chooses twelve councillors, then it will need to choose between two six-ward options (6-2 and 6-1) for ward boundaries. If council decides that there should be eight or ten councillors, two viable options (8-1 and 5-1) are provided.

The consultant team originally developed thirteen options but narrowed the alternatives to four potential configurations (as presented in section 4). We have exercised great care in identifying those final options by paying close attention to the results of the public consultation, the opinions of councillors, and the consultants' professional expertise. All four options meet the effective representation principles of population parity, future growth, communities of interest, and natural divisions. We feel that any of these four options would serve the residents and businesses of Guelph very well both now and ten years into the future.

The crucial point is that the four options offer alternative ways to address the key questions examined in this review:

- fewer councillors or the same number;
- one-member or two-member wards; and
- whether there is a case for modifying the role of councillors from part time to full time.

As demonstrated in the phase 1 report, adopting any one of the options would result in a City council that is consistent with arrangements in comparable municipalities across Ontario, ranging from eight to twelve councillors and either one-member or two-member wards. The eight-ward model would be a departure from Guelph's long-standing system of two-member wards with part-time councillors. The combination of smaller



wards and full-time councillors could provide residents with easier access to councillors. The switch to full-time councillors recognizes Guelph's status as a rapidly growing single-tier municipality that requires the level of time commitment that could be provided by councillors who can devote their undivided attention to city business.

## 5.1 A recommended option

---

As noted, our discussions with councillors and the results of the public consultation indicated that approximately half the respondents favoured a reduction in the size of council. There was also some concern about problems caused by the two-member wards.

Option 8-1 provides for a reduction in the size of council (by one-third) and a switch to one member per ward. This option was ranked as the first choice in the final round of community consultations, as illustrated in figure 29. The smaller number of councillors could reduce residents' access to those councillors, but the fact that the wards themselves will be smaller and the councillors would be playing a full-time role could well offset that apparent reduction. Making the position full time will also likely make the position attractive to a broader cross-section of the population. This satisfies the concerns that we identified, and it also provides Guelph with the flexibility to add additional wards and councillors in the future if it chose to do so.

**We recommend that the City of Guelph adopt option 8-1 which has eight, single-member ward with full-time councillors.**

## 5.2 Alternative options

---

Our discussions with councillors and the results of the public consultation indicated that a significant segment of the community has a strong attachment to the present system which has been in place for 30 years. In Guelph, people are familiar with this two-member system and in the minds of many observers it has worked well. In the previous round of consultations, versions of a six-ward, twelve-member council were preferred preliminary options and emphatically defended in the phase 1 council composition review survey in August-September 2020 and the November 2020 depositions to council.



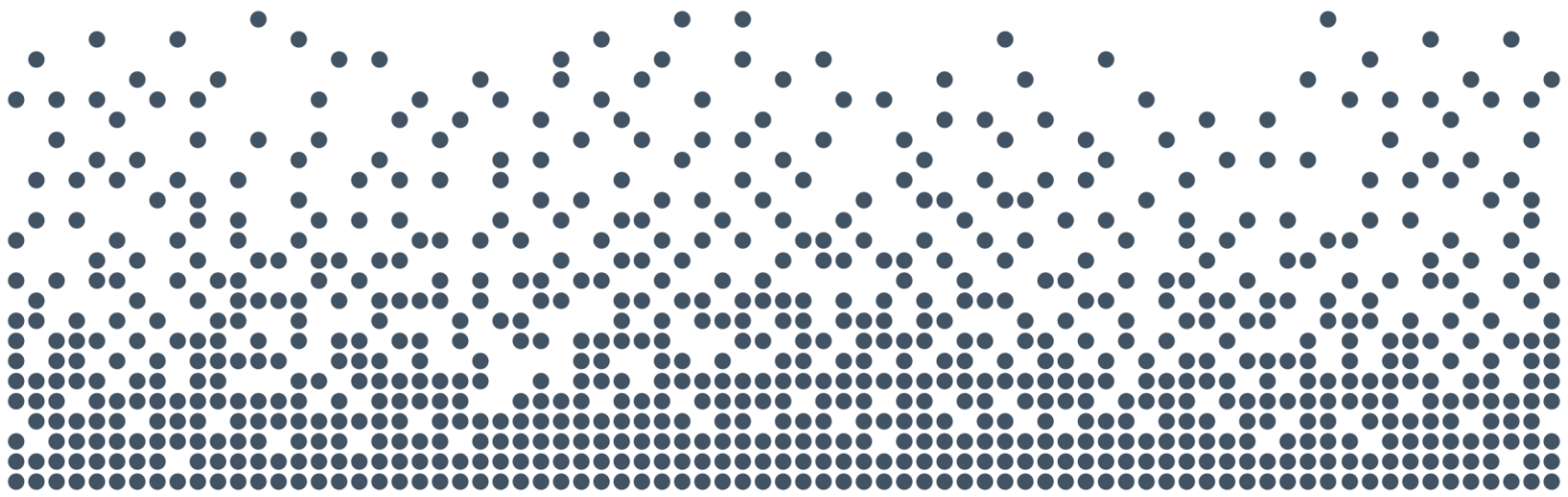
In the final round of public consultation, option 6-2 came in second (31%) to option 8-1 (35%), but it came in first in the average ranking (2.11) because everyone who preferred option 6-1 as their first choice also ranked option 6-2 as their second choice, and most people who preferred option 5-1 ranked either option 6-1 or option 6-2 as their second choice because they liked the principle of two councillors per ward. Therefore, if council wishes to continue to elect twelve councillors in six wards yet improve how well those six wards reflect communities of interest and natural boundaries, then option 6-2 is well supported in the community.

Option 6-1 offers the least change to the present ward system with adjustments in ward boundaries that recognize changes in population and provide a better balance in ward populations over the next decade than the present configuration. Option 6-1, however, was ranked a distant third in the public consultations (21%) which seems to indicate there is more appetite for the changes proposed in option 6-2.

Finally, option 5-1 represents a creative compromise that retains two councillors per ward and slightly reduces the overall council size from twelve to ten, but it has not been well enough supported in public consultations to recommend for adoption.

**If it is council's preference to retain twelve councillors elected in two-member wards, we recommend that the City of Guelph adopt option 6-2.**





# Appendices



# Appendix A: Phase 2 WBR public consultation



# Appendix A: Phase 2 WBR public consultation

## The importance of community engagement in Guelph

Guelph strives to make decisions that are sustainable, reflect the common good, provide transparency in decision making, and are grounded in understanding and support by the community. It is through this lens that the review seeks to engage citizens and stakeholders. The City of Guelph is guided by a community engagement framework that guides those decision-making activities by goals that will:

1. Support the City's strategic goals through transparent, accountable, consistent, and accessible community engagement.
2. Build engagement opportunities that inspire community stakeholders to shape Guelph's future.
3. Support decisions that reflect the common good for all Guelphites now and in the future.
4. Build community stakeholder trust in the City of Guelph's decision-making process.

In order to provide council with an independent recommendation, council strongly endorsed that the review be supported by wide-ranging community engagement and best practices. The City of Guelph has a well-developed and defined community engagement framework and the review's public engagement strategy has been prepared in accordance with this framework.

## Principles guiding the project's public consultation

The community engagement strategy and public engagement component is considered a critical part of the review and is grounded in the following principles:

- Providing input to the work being done by the consultant team as they develop their recommendations to council.
- Engaging the people of Guelph in a manner that provides valuable input to the evaluation of council composition and employment status of councillors, and the existing ward structure alongside alternative approaches being presented.



- Educating residents on the context/background and the key factors that are being considered and ensure that they understand why this is happening and the impact of decisions being made.
- Inspiring confidence in local decision making and a transparent process.
- Enhancing the ability of City of Guelph residents and ultimately decision makers to make sound assessments about the democratic structure of Guelph.
- Expanding the diversity of community members' voices and support to decisions that seek to make change or to maintain the status quo.

## **Community engagement purpose, objectives, and goals for the project**

The review incorporates a comprehensive public engagement component which includes two distinct phases of public consultation – round one and round two.

The purpose of the public engagement component is two-fold:

- Inform residents of Guelph about the context and reasons for the review and the key factors that are being considered in the review; and
- Engage the residents in a manner that provides valuable input to the development and design of council composition, employment status, and ward boundary options which reflect municipal vision.

The community engagement and public consultation objectives and goals for the two phases are:

1. Engage with City of Guelph, designated stakeholders, and external stakeholders to accumulate insights of the city's current electoral system approach and identify what works, issues and options for evaluation, and further development to understand and evaluate the present and potential future considerations.
2. Engage with as many citizens of Guelph as is possible and stakeholders over the two phases of the project.
  - Interact and converse through 1,300 engagements with City of Guelph citizens and designated stakeholders over the two phases of the project and motivate them to learn more and provide their comments, considerations, and opinions including perspectives on what works, issues



and options for evaluation, and further development which will be utilized in reports on the project with council. Given past experiences with engagements on this kind of topic in other communities, this numerical goal seemed aspirational.

- Build engagement opportunities through virtual, online or otherwise facilitated by digital tools and platform interaction that reach a cross range representative of the citizen population and allows for multiple forms of participation.

## **Consultation process overview**

### Consultation program

Public and stakeholder engagement and consultation played an important role in shaping both the phase 1 and phase 2 reports. Each round of consultation generated insights that fed into the next round and led to recommendations that have given enormous consideration of citizen ideas, advice, and concerns.

HaveYourSay.Guelph.ca/council-composition, the project's online engagement page and portal was created and launched to contain as much as possible for citizens to use: the project timeline, main contact people, background resources information, and community feedback data gathering tools. It was designed to provide an easy and secure way for the citizens of Guelph to participate and give their feedback when and where it was convenient for them, 24 hours a day for the entire life of the project. It also categorizes interactions in terms of levels of involvement, like a familiar sales funnel, from "aware" to "informed" to "engaged."

- Aware: A low level of involvement indicated by visiting the web page.
- Informed: Downloaded documents for reading, watched a video, visited multiple pages.
- Engaged: A higher level of involvement indicated by using the Survey, Places, Q and A and other tools for sharing their insights and ideas.

The City's website also had a simple project landing page ([guelph.ca/council](http://guelph.ca/council)) for sharing general information on the project, timeline, and how and where to engage more. It was launched in March 2020.



## The Consultation Period

The consultation period for the phase 2 ward boundary review project occurred in three rounds:

- Round one January 4 to 22, 2021: guiding principles prioritization
- Round two February 23 to March 14, 2021: preliminary options review
- Round three April 6 to 20, 2021: final options preference

## Synopsis of engagement methodologies that were used to generate community input

Members of the community provided their feedback to help shape the review through an online survey which ran the duration of the project. Using the City's EngagementHQ portal [www.HaveYourSay.Guelph.ca/council-composition](http://www.HaveYourSay.Guelph.ca/council-composition), and selected platform tools that encourage diverse ways for citizens to become aware, informed, and engage in the topic. All communications pointed to this destination.

Communication activities included city-led emails and newsletter content and other methods of correspondence including updates to council to encourage engagement of local community residents. City staff reached out to more than 200 community organizations using the most comprehensive and up-to-date list they possessed.

Office hours were scheduled and publicised and City staff dedicated time slots posted on the project website and shared in correspondence and on the City's site with a goal to ensure the public had the opportunity to speak directly, one-on-one with someone live. This added level of support was for people who were uncomfortable with digital communications, or who were uncomfortable writing their ideas in a survey. It was hoped this high-touch addition might help engagement feel more "normal" or "familiar" during a time when COVID-19 challenges the public consultation process around what is normal. Interestingly, very few people took advantage of these opportunities.

Educational virtual town hall meetings were scheduled at the beginning of each round of consultation to help raise awareness and to equip people to participate as fully as possible. The presentations as well as the questions and answers provided additional content to share on [HaveYourSay.Guelph.ca](http://HaveYourSay.Guelph.ca).

A small focus group was held to ensure clarity and avoid making assumptions – a "ground truthing" exercise. The consulting team convened a small focus group a few



days after the end of the preliminary options review. Nine male- and female-identifying people of various age groups were recruited from across the wards to discuss the survey results and to ask them what assumptions they thought were being made when people chose the preliminary options that emerged from the results. They had volunteered at the end of the first round of consultations survey. The consulting team listened to the conversation without interfering, with cameras and mics off, taking note of the conversation. In the end, participants were very happy to have had the conversation, one even exclaiming that it was the best consultation they had ever experienced.

### Specific tools used on the project website

**Consultant-generated short background documents (inform)** – On each of these topics raised in the three rounds of consultation, downloadable PDF documents were made available to the public. Documents from the earlier phase 1 project on council composition remained available to site visitors too. In phase 2, documents were added at the outset of each round of consultations to describe the guiding principles, the current wards, all of the preliminary options in detail, and the four final options.

### **City council composition review survey (engage)**

In phase 2, the ward boundary review, there were three rounds of public consultation. The first survey sought input on

- Strengths and weaknesses of the current ward boundaries
- Prioritize a list of guiding principles for ward boundary design.

The second round of consultations was complicated by the sheer volume of information for people to absorb, so the survey was carefully layered to seek input on:

- Which of the 13 preliminary options they would remove from further consideration?
- Which of the preliminary options they would keep for further consideration?
- Which of the options is their preferred option?
- Suggestions on how to improve the preliminary option they prefer.



The third round of consultations included a shorter survey that sought input on:

- Which of the 4 options is preferred, and why?
- How can the preferred option be improved?

**Question and answer area (engage and inform)** – This tool invites citizens to ask a question about the ward boundary review project and expect a response by staff or the consultant team. Questions came through the site directly and it was also used to share questions raised during the live virtual town hall event. Questions that could not be answered immediately were answered within two days.

**Map with current ward boundaries (engage)** – In addition to the survey tool, respondents had the option to “drop a pin” on a map.

- In round 1 site visitors were encouraged to drop a pin on features of the ward map that they thought were strengths and weaknesses and add a comment about what they are drawing attention to.
- In round 2, site visitors were encouraged to drop a pin on features of the preliminary options they wanted to comment on for any reason.
- In round 3, site visitors were again invited to add comments on the final four options in order to identify areas for improvement, one last time.

Generally speaking, there was not a lot of advice gathered in the Places mapping tool, but the tips that were gathered made a difference in the selection of ward boundaries.

**Video (inform)** – The virtual town hall meeting presentations were recorded for sharing on the engagement site and they attracted substantial views.

**Project timeline (inform)** – Each phase of the entire project lifecycle is posted on the site which remains up throughout the duration of the project. Completed steps were marked.

**Interactive mapping tool (engage)** - Watson & Associates created a mapping tool for rounds 2 and 3 to encourage site visitors to play with the maps and compare each map to the others by turning on and off simple line drawings of each option laid over a google map.





### Virtual town hall panel discussion live event (inform/engage)

Each round of consultations included one live-streamed presentation followed by a question and answer period. It was hosted on the City's own existing public meeting platform but led by Watson & Associates Economists Ltd. and ICA Associates. The agenda included opening comments from the general manager, city clerk's office. Then two of the project's consulting experts, a public affairs consultant and a municipal governance and administration consultant, led presentations that usually covered the same materials as a background paper written specifically for this round. Viewers on Facebook and [guelph.ca](http://guelph.ca)'s WebEx platform were repeatedly encouraged to type their questions and comments into the chat. City staff and the consulting team monitored the chats and collected them into a shared Google Doc that the moderator could manage for asking questions of the presenters from Watson. When numbers were small and time was available, then viewers were invited to turn on their mics and cameras for a few more questions. If people needed more time to ask more questions, then the meetings went longer.

After the event, the questions and answers were added to the appropriate section of the [haveyoursay.guelph.ca/council-composition](http://haveyoursay.guelph.ca/council-composition) website and the recording of the presentation was shared on the website for people who could not attend the town hall live event.

### Dedicated phone-in office hours (inform/engage)

Four City staff allocated two-hour time blocks for residents to be able to call and speak in person with the general manager, city clerk's office, or the manager, legislative services/deputy city clerk. Time slots were allocated prior to the town hall and following. Citizens were also encouraged to email the City or write letters.

### Communication and promotional tactics summary

The following were used to promote the online town hall, survey, and other engagement opportunities:



## DIGITAL

### City website content updates

Content was updated to include engagement opportunities, key dates, and online meeting, event listings for open office hours, and resources on separate subpages to ensure that participants have everything they need to equip them to participate with confidence.

### Event calendar listings

Public notice – used to promote all the virtual town hall events

Email to mayor and council – enabling them to promote the virtual town hall events through their own networks if they chose to.

Council splash screen – displayed at City council meetings

YouTube video tile. Recordings of the virtual town hall events were to be shared the City's YouTube channel.

Screenscapes ran the campaign duration with Guelph's public library, select city department/services landing pages and Guelph transit.

Social media posts and interactions primarily on the City's Facebook and Twitter pages.

EHQ newsletter. Site visitors were encouraged to register to stay in touch. Whenever an event was upcoming, City staff could email the people who had registered themselves.

## ADVERTISING

Various promotional paid advertising to get the message out through ads on city news.

- Four social media boosts to promote the online event on Facebook to the broader city; and
- Mobile signs placed strategically in the city which ran with rotating messages throughout the campaign period. It is important to note that one mobile sign was located in each ward, in high-traffic areas located in parks and active



transportation routes where audiences likely had more time to pause, pull out a phone and either take a picture for later or visit the website.

## Phase 2 Ward Boundary Review Public Consultation and Engagement Results

### Overview summary

#### 1. Engagement Worked

The City's outreach and awareness building drew close to 5,000 people to their dedicated website over the three rounds of consultations. Many of those lingered for a bit and looked at some of the static items. About 1,800 people interacted with the site in a way that is educational. Almost 750 people answered the survey and/or added a pin to a map, and/or asked a question.

Total Visits	4.8 k	Visits and return visits to the engagement website
Aware Visitors	3.6 k	Visited the site and looked around a bit – did not bounce quickly.
Informed Visitors	1.8 k	Downloaded a document, watched a video, looked at multiple pages.
Engaged Visitors	748	Started a Survey, added a pin to Places, asked a Question, etc.

#### 2. People Learned

Of the 33 documents shared in total 1,064 people downloaded a total of 2,569 documents. There was a total of 46 participants at the virtual town hall meetings between January and April.

#### 3. There was a lot of input.

The original lofty target for involvement set in March 2020 was 1,300 people (roughly 1% of population). The engagement website survey alone hit a total of 1,219. The reach of the communications efforts was much larger than that. Add to that the 299 visitors and 13 contributors of 42 pins of insights on the maps, and the 96 visitors reading and asking 48 questions and getting answers too.



Surveys name	Unique visitors	Contributors	Responses	Responses by admins
1. Guiding principles for ward boundaries	338	218	220	1
2. Preliminary ward options	342	181	184	0
3. Final four options Input	539	386	399	1
<b>Total</b> (includes incompletes):	1,219	785	803	-

#### 4. Quality input

Respondents had a few closed-ended questions in each survey followed by open-ended questions giving them an opportunity to explain their reasoning. Many wanted to explain their reasons for their choices. Many understood the interconnected nature of their choices and took pains to explain their thinking. Inside the survey responses there were surprisingly few off-topic comments, nothing rude, and only one obnoxious. The input was studied by the consultants drafting ward boundary options and it was instrumental in their efforts.

#### Project engagement site results

##### Visitors summary

- For each round of consultation there were perceptible waves of participation corresponding with: the launch of the consultation period, the live webinar, and the final two days before the end of the consultation period.
- The majority of the people came to the site directly (2,072) and from social media (1,647).



Table 16  
Visitor sources summary

Source	Number of visitors “aware”
Total visitors	4,973
Direct visitors	2,072
Social media visitors	1,647
Email visitors	403
Search engine visitors	224
Referrals, mostly from Guelph.ca (230) and Guelphtoday.com (205)	627

The following information is generated by the engagement tool itself and does not capture the engagements from emails or telephone calls to City staff. It is worth noting this information as it relates to the City’s successful advertising and communication efforts. This image illustrates how involvement happened in waves.



### Survey tool

The survey was the most important source of insights and input to researchers, and participation was high. A grand total of 746 people visited the survey tool, 399 of whom visited the third survey about the final four options.

### Questions and answers tool

- Only 7 people posed questions using the Q and A tool but



- combined with the 46 participants in the virtual town hall meetings, they accumulated 48 questions to be answered.
- Two questions were answered privately because they were deemed out of scope.
- Questions raised during the town hall live presentation were answered live then copied from the Facebook and Webex chats to the question and answer section of the engagement site.

### Places tool

- There were numerous version of the map tool in round two and one more in round three.
- They generated only a few specific comments.

### Virtual live town hall results

The virtual town hall took place on

- January 13, 2020
- February 23, 2020
- March 10, 2020
- April 7, 2020
- April 13, 2020
- There were 46 participants in the town hall meetings and contributing ideas from watching the meeting live stream on Facebook, [guelph.ca/live](https://www.guelph.ca/live), and on Webex.
- Number of people that called during dedicated call-in office hours was zero.

### **Communication results that helped drive engagement.**

#### Media coverage

- 53 stories and editorial conversations were run since March 2020 through April 2021 (see Appendix D).

#### Social media

The City's communications staff executed targeted campaigns that generated an impressive reach over the course of the ward boundary review (see Appendix C).



Final totals on...	Reactions	Shares/ RT	Comments	Reach	Engagements	Link click	Video view	Click to play
Facebook	229	158	319	<b>104,076</b>	5,779	232	5,825	351
Twitter	211	225	17	<b>154,356</b>	3,794	1,260		

- Total reach over the course of three rounds of consultation:
  - 104,076 Reach on Facebook with 5,779 engagements
  - 154,356 Reach on Twitter with 3,794 engagements.
- There were 5,825 video views of the virtual town hall presentations.
- 1,496 clicks from social media to the website.
- 336 total comments on social media.
- 383 shares and re-tweets.

On the receiving end, the engagement page counted people arriving from social media sources in terms of how they interacted on the web page over the life of the ward boundary review.

Visitor involvement level:	Aware	Informed	Engaged
From Facebook:	1479	569	148
From Instagram:	4	1	0
From Twitter:	164	75	26



# Appendix B: Questions and answers





## Appendix B: Questions and answers from town halls and website

All questions from the virtual town hall meetings were added to the online Q and A tool at [haveyoursay.guelph.ca](http://haveyoursay.guelph.ca)

Q&A Question	Admin Response																												
<p>Have number of councilors per resident been considered in comparison to similar cities? 25,000 residents per full-time councilor seems a good number to aim for. This level of representation would be accomplished with 8 full-time councilors until Guelph's population reaches 200,000.</p>	<p>The table below shows the population per councilors for comparable municipalities. This information was used in phase 1 to provide context on how Guelph compares to other single-tier municipalities within the same population range.</p> <table border="1"> <thead> <tr> <th>Municipality</th> <th>Population</th> <th>Number of Councilors</th> <th>Population/ Councilors</th> </tr> </thead> <tbody> <tr> <td>Sudbury</td> <td>168,813</td> <td>12</td> <td>14067.8</td> </tr> <tr> <td>Barrie</td> <td>149,302</td> <td>10</td> <td>14930.2</td> </tr> <tr> <td>Guelph</td> <td>143,169</td> <td>12</td> <td>11930.8</td> </tr> <tr> <td>Kingston</td> <td>135,204</td> <td>12</td> <td>11267.0</td> </tr> <tr> <td>Thunder Bay</td> <td>112,740</td> <td>12</td> <td>9395.0</td> </tr> <tr> <td>Chatham-Kent</td> <td>105,666</td> <td>17</td> <td>6215.6</td> </tr> </tbody> </table>	Municipality	Population	Number of Councilors	Population/ Councilors	Sudbury	168,813	12	14067.8	Barrie	149,302	10	14930.2	Guelph	143,169	12	11930.8	Kingston	135,204	12	11267.0	Thunder Bay	112,740	12	9395.0	Chatham-Kent	105,666	17	6215.6
Municipality	Population	Number of Councilors	Population/ Councilors																										
Sudbury	168,813	12	14067.8																										
Barrie	149,302	10	14930.2																										
Guelph	143,169	12	11930.8																										
Kingston	135,204	12	11267.0																										
Thunder Bay	112,740	12	9395.0																										
Chatham-Kent	105,666	17	6215.6																										
<p>Too much of actually running the city falls to the Mayor with part-time councilors. Staff oversight and a better understanding of expenditure control would improve with full-time councilors.</p>	<p>We appreciate your interest in the project and will provide your comments to the consultant team for consideration.</p>																												
<p>This question was asked at the January 13 ward boundary review virtual town hall: how many councilors are there now?</p>	<p>There are currently 12 councilors plus the Mayor.</p>																												
<p>This question was asked at the January 13 ward boundary review virtual town hall: how will our feedback be weighed against the opinion of the experts we heard from tonight?</p>	<p>Input from the public is taken very seriously as you are the local experts who know the good things about the current system as well as the things that need improvement. In addition to public input, we will also make recommendations to council using the established guiding principles, expertise from the consultant team and comparator municipalities.</p>																												



Q&A Question	Admin Response
<p>This question was asked at the January 13 ward boundary review virtual town hall: doesn't the number of councillors also depend on whether we have full-time paid councillors? Full-time might require fewer paid councillors.</p>	<p>This is something that will need to be considered. If all councillors were full time, this would probably result in fewer councillors. The design of the ward system in terms of the total number of wards will also have an impact on considering part-time versus full-time councillors.</p>
<p>This question was asked at the January 13 ward boundary review virtual town hall: how many options do you think will be presented in round two? Given council direction to consider 8, 10 or 12 members, doesn't that mean we'll be looking at a lot of options as a community?</p>	<p>It could be quite a large number based on previous council direction but we won't know how many until we've weighed the information collection in this first round of engagement. The second round of engagement will be very robust to give people a chance to digest a large number of options. Round two will be critical in reducing the possible number of options.</p>
<p>This question was asked at the January 13 ward boundary review virtual town hall: wanted to confirm that council hasn't decided on part-time / full-time yet?</p>	<p>That's correct. There's been no decision on the employment status of councillors.</p>
<p>This question was asked at the January 13 ward boundary review virtual town hall: so we're dealing with three variables - ward shapes, number of councillors, type of councillor (PT/FT). That's a lot. Is there a staging to this or are all three variables coming at once?</p>	<p>Based on the council direction given in part one, we are now presenting all of these options at once. That's why we have three rounds of engagement. This will make sure residents have the ability and the opportunity to participate at several points in the process as we make all of these important decisions.</p>



Q&A Question	Admin Response
<p>This question was asked at the January 13 ward boundary review virtual town hall: what do you recommend to ensure as many citizens votes are effective in selecting a representative? Currently councillors "win" with 25% of the vote.</p>	<p>Low voter turnout is a problem in municipal elections generally. The structure of wards is only one piece to consider when looking at how to improve voter turnout. Clearly defining the wards is important so people understand what ward they're in and who they're voting for. Making the ward system easy to understand can help encourage people to participate in the election process. In terms of ranked balloting, the provincial government removed that option for municipalities.</p>
<p>This question was asked at the January 13 ward boundary town hall: what are the current populations by ward?</p>	<p>Population per Ward – 2016            Ward 1 – 24,700      Ward 2 – 20,000            Ward 3 – 17,400      Ward 4 – 21,800            Ward 5 – 20,100      Ward 6 – 27,700</p>
<p>This question was asked at the January 13 ward boundary town hall: is Guelph's structure a common structure across Canada with two councillors per ward? Are there other models that have been very successful for our size of city?</p>	<p>Guelph is in the minority with regard to having multiple councillors per ward. That being said, Guelph is not alone in this regard. There are other municipalities with multiple councillors per ward. There's no specific formula for each municipality. History is important, and this has been a historical part of Guelph's electoral system for close to 100 years.</p>
<p>This question was asked at the January 13 ward boundary town hall: what are strengths and weaknesses of the current wards?</p>	<p>One of the strengths may be that certain neighbourhoods are grouped together and captured in a single ward as they have a lot in common. A weakness could be that the Hanlon Expressway is not a boundary, it's actually Silvercreek Parkway, and many people may not be aware of that. Another weakness could be communities that are very different are included in the same ward.</p>



Q&A Question	Admin Response
<p>This question was asked at the January 13 ward boundary town hall: I've always been confused by multiple councillor wards – do I talk to them both? Choose a favourite? Avoid one I don't agree with?</p>	<p>This is the type of feedback that was considered in the Phase 1 report which reviewed the advantages and disadvantages of multiple councillor wards.</p>
<p>This question was asked at the January 13 ward boundary town hall: is changing the ward boundaries just gerrymandering?</p>	<p>No. Gerrymandering is the process of moving or changing electoral boundaries around to favour a particular political actor or to gain an electoral advantage. This ward boundary review is being completed by an independent third-party not influenced by City council or City staff. Instead, the work of the third-party is driven by well-established principles codified in law.</p>
<p>This question was asked at the January 13 ward boundary town hall: given there will be no ranked ballots, what do you recommend that as many citizens votes as possible are effective in selecting a representative? Does providing citizens with 2 votes increase the number of citizens that have some representation on council?</p>	<p>There isn't a definitive answer to this question. There aren't many cases of multiple councillors per ward, so there's a limited sample size to draw any significant conclusions from.</p>
<p>This question was asked at the January 13 ward boundary town hall: why does the time horizon for the new model/boundaries look out only to 2031 and not beyond?</p>	<p>The idea is that this is a reasonable period of time to try and predict demographic trends and population growth. When you go beyond 10 years, estimates for population growth become less reliable. This is relatively common in electoral reviews. Federal boundaries, for example, are reviewed every 10 years. The boundaries shouldn't be permanent. They are based on what we know now and what we can reliably forecast.</p>



Q&A Question	Admin Response
<p>This question was asked at the January 13 ward boundary town hall: can the number of terms a councillor serve be capped? Can term limits be established?</p>	<p>Provincial legislation prohibits the establishment of term limits for municipal councillors. So, it's not something that can be considered as part of this review. Municipalities don't have the authority to change this.</p>
<p>I thought that the boundary review had to be completed in order to allow for time if anyone chose to take the decision to LPAT - has that now changed:</p>	<p>This hasn't changed. The legislated deadline for ward boundary changes in advance of the 2022 municipal election is December 31, 2021. If a new ward boundary by-law is passed in June 2021, the remainder of the year is allotted for any possible appeals to the Local Planning Appeal Tribunal (LPAT).</p>
<p>This question was asked at the February 23 ward boundary town hall: what considerations went into the 2031 population projections?</p>	<p>Population growth that is anticipated through the year 2031 was prepared in accordance with the city's Official Plan, which identifies a census population of 175,000 by 2031. We've also looked at the post-secondary student population, which isn't captured as part of the census population metrics. The allocation of growth has been determined through an analysis of residential supply opportunities and discussions with Planning staff to understand where the city anticipates population and housing growth to occur over the next decade. This includes assumptions made about intensification, in particular the downtown area and other intensification nodes and corridors, as well as greenfield locations such as the Guelph Innovation District and the Clair-Maltby Secondary Plan area.</p>



Q&A Question	Admin Response
<p>This question was asked at the February 23 ward boundary town hall: when were public notifications about the February 24 town hall and the latest report published and what methods were used to communicate the notification?</p>	<p>The phase 2 preliminary options report was published online on February 23 when this round of engagement launched. Notice of the February 24 town hall was posted a week earlier on the project page and the city's event calendar. A media release was published on February 23 with the dates sent to all media and posted online. The project timeline on the project page was updated on February 23 to include information about the town hall. Social media posts on Twitter and Facebook went live on February 23 and 24 with details for the town hall. A recording of the town hall has been posted to the project page. Another town hall is scheduled on March 10 at 7:00 p.m., which will be promoted in the same methods.</p>
<p>This question was asked at the February 23 ward boundary town hall: if we choose to go with a smaller council size, how does that affect the ability for new councillors to enter municipal governance?</p>	<p>There is no evidence that links the number of councillors with a specific political outcome. Rather, wards that are coherent and as balanced as possible may be appealing to aspiring members of council.</p>



Q&A Question	Admin Response
<p>This question was asked at the February 23 ward boundary town hall: given that we haven't done a ward boundary review in more than a decade, why was a ten-year growth projection chosen?</p>	<p>Understanding growth and population patterns over the next ten years allows us to develop a ward boundary configuration for the next three municipal elections, which takes us through 2030. 2031 as a target year is reasonable as it is consistent with the city's Official Plan population target. Historically, the city has seen strong population growth, which is expected to continue beyond 2031, especially in areas like Clair-Maltby and the Guelph Innovation District. Future ward boundary reviews will be needed to address population growth and distribution patterns beyond 2031. Moving forward, it may be useful for the city to undertake a review on a routine basis, like every ten years, rather than on an as-needed basis.</p>
<p>This question was asked at the February 23 ward boundary town hall: when making the maps, is it possible to have some sort of delineation of strictly non-residential employment lands?</p>	<p>The city's Official Plan land use map may be useful to examine the various residential and non-residential land uses. This may help provide some context as to why certain areas have a lower population density.</p>
<p>This question was asked at the February 23 ward boundary town hall: can you please overlay the figures on a PDF map of Guelph to allow people to make their own balanced ward suggestions?</p>	<p>PDF maps of the 2021 total population estimate and 2031 total population forecast have been posted to the project page.</p>
<p>This question was asked at the February 23 ward boundary town hall: why is the Dolime Quarry not being included in the Ward Boundary Review preliminary options?</p>	<p>The Dolime Quarry is currently part of the Township of Guelph/Eramosa. The process for moving Guelph's boundaries to include the quarry lands includes a public process and requires provincial approval. Until that approval takes place, the land cannot be considered part of the City of Guelph for the purpose of the Ward Boundary review.</p>



Q&A Question	Admin Response
<p>This question was asked at the March 10 ward boundary town hall: Mr. Williams you talk about being directed. Who directed you to conduct the review this way?</p>	<p>In November 2020 City council directed us to create a range of options for electing members of council.</p>
<p>This question was asked at the March 10 ward boundary town hall: is there any case law that speaks to the notion of the most democratic representation and what that might mean? If so, what is it and does it relate to municipalities given that they are usually much smaller than either provincial or federal constituencies?</p>	<p>The Supreme Court's Carter Case examines how we understand and interpret the right to effective representation under the Canadian Charter of Rights and Freedoms. This case has been used by the Ontario Municipal Board in relation to the process of designing wards within a municipality.</p>
<p>This question was asked at the March 10 ward boundary town hall: why 13 alternatives? Actually, there are 4 models with 3 alternatives in each. Why has this been deliberately confusing?</p>	<p>Council directed us to provide scenarios with 8, 10 and 12 councillors. We developed models of 4, 5, 6, 8, 10 and 12 wards and thought it would be helpful to provide choices. Therefore, we ended up with 2 or 3 options per model. These options are preliminary and will be pared down in the next round of engagement.</p>
<p>This question was asked at the March 10 ward boundary town hall: how does the proposed Conservative provincial legislation for an expanded Green Belt affect the proposed development in Clair-Maltby, which directly impacts population in the south if development gets curtailed as a result?</p>	<p>The ward models were developed based on population projections gathered from Panning staff in January 2020. Clair-Maltby growth projections were based on the Clair-Maltby Secondary Plan preferred concept scenario. Should any legislative changes occur, we may be required to re-visit these population projections. Until that time, our assumptions are based on the information we have available at this time.</p>





Q&A Question	Admin Response
<p>This question was asked at the March 10 ward boundary town hall: what is the maximum expected population for Dolime Quarry area and where will they be incorporated in the plans for new ward boundaries? We know this area will be developed, are we accounting for this population area?</p>	<p>The Dolime Quarry expected population hasn't been included as part of this review. The Dolime Quarry is currently part of the Township of Guelph/Eramosa. The process for moving Guelph's boundaries to include the quarry lands includes a public process and requires provincial approval. Until that approval takes place, the land cannot be considered part of the City of Guelph for the purpose of the Ward Boundary review.</p>
<p>This question was asked at the March 10 ward boundary town hall: I don't disagree with the sentiment, yet question why Guelph should have full-time council members when no other municipality, except Toronto, has such?</p>	<p>Several single-tier municipalities have full time councillors: Hamilton, Ottawa, and Toronto. Many lower-tier municipalities have councillors who sit on both a regional and the local council. This is two part-time roles with similar total pay to a full-time role. As Guelph has grown and continues to grow the role of the councillor has expanded. It's an option we are considering and have invited the public to comment on.</p>
<p>This question was asked at the March 10 ward boundary town hall: are the results of the original survey with 220 responses public? If so, where can we see them</p>	<p>Yes, all of the feedback we received as part of this phase will be made available in the final report to council in June.</p>



Q&A Question	Admin Response
<p>This question was asked at the March 10 ward boundary town hall: given that in Phase 1 you conducted a survey with over 600 participants (a lot by your own admission) and the clear majority said they wanted 12+ councillors and 2 or more councillors per ward, you followed Phase 1 with a report recommending 8, single member wards. You received significant criticism from the public for making a recommendation that ignores/minimizes public input. You were sent back to the drawing board by council. Why does this latest report include 9 (out of 13) possible arrangements which fail to satisfy the 12+ total and 2 per ward criteria clearly identified by the public consultations? Why bother seeking input if you are just going to ignore it not once but now twice?</p>	<p>Council did not direct us to develop models with more than 12 councillors. Council directed us to provide scenarios with 8, 10 and 12 councillors. We made a recommendation based on a variety of sources, including public feedback, best practices and research.</p>



Q&A Question	Admin Response
<p>Despite being registered with this website and this specific consultation process and being one of the more engaged respondents... I once again found out about this update and the next town-hall in the local media since I received NO notification from HaveYourSay or the city....I find that unacceptable</p>	<p>Thanks for sharing your concern. We do initiate blasts through the Have Your Say website via monthly newsletters to users, that way we're sure to share timing and engagement opportunities with everyone, not just those who have engaged with the project. In addition to communicating with Have Your Say, there are several other methods we're using to get the word out. The local media outlets you mentioned are a good example. They received a media release yesterday with the details to share the word more broadly with the community in case someone who wasn't aware of this project yet wants to engage on it. In addition, we have advertisements in other local papers (including print), mobile signs up around the city, social media posts and even some paid advertisements running there, screenscapes in some of our facilities that are open to the public, newsletters and emails to local community groups and event listings on our website.</p>



Q&A Question	Admin Response
<p>Why is the city highlighting only one of the 4 possible options in its communications instead of openly seeking public input? (See Facebook and Twitter posts.) Attempting to influence the outcome?</p>	<p>The city has multiple Facebook and Twitter posts running or scheduled on our social media feeds during the final review and there are four posts in particular set aside that illustrate each of the four options and their respective council compositions, in addition to generic posts with cityscapes as the imagery. The intent here is to break up the content in a few different ways. Some people prefer to read about the options, and others like a quick visual. All of the posts serve to give users pause to consider and envision how Guelph would look with any of these configurations. Putting every option into one tweet becomes visually confusing because of how the imagery would be displayed. In addition, Twitter limits our character account to 240 words or less, leaving us little room to explain each in detail. All posts clearly state the option presented is one of four and offers a link to view the others while encouraging users to engage.</p>
<p>Will our counsellor representation change with the new ward assignments, if approved ? i.e. ward 4 to be called ward 3 as shown on 5-1</p>	<p>Councillor representation may change depending on whether a new ward boundary configuration is approved by council. If approved, the new configuration will be in effect for the 2022 municipal election. The ward you're in as well as the number of councillors per ward could change. These changes would be communicated well in advance of the next election.</p>



Q&A Question	Admin Response
<p>Five ward system</p> <p>I like the one aspect of the 5-ward system I want the Hanlon Express way not to be a dividing line in the Northwest corner of Guelph. I find this ward needs a pedestrian bridge across the Hanlon or the very least in over Paisley road on the west side and over or under the train tracks to connect people to the park on Westwood from the other side of the ward. This would greatly enchanted running, cycling and walking access for all people in the area. With the wards divided at he Hanlon Expressway it May become a conflicting problem for councillors</p>	<p>-</p> <p>Thank you for your feedback!</p>
<p>What in your expert opinion is the most democratic option for the Guelph electorate. Not what is the most convenient - elections only occur every 4 years, so again what is the most democratic option for the electorate in your opinion?</p>	<p>-</p>
<p>This question was asked at the April 7 ward boundary town hall: are the four options being presented today the ones preferred by the public ... from the graph you showed earlier?</p>	<p>The graph on page 3 of the engagement summary for round two shows the four options in the middle as the options that were most voted on by the public in the last round of consultation. The final four options presented today are based on these preferred options with some slight modifications.</p>



Q&A Question	Admin Response
<p>This question was asked at the April 7 ward boundary town hall: what in your expert opinion is the most democratic option for the Guelph electorate. Not what is the most convenient - elections only occur every 4 years, so again what is the most democratic option for the electorate in your opinion?</p>	<p>There is no precise answer to this question and depends on what the residents of Guelph want to get out of this review. Some residents may feel that their community is better represented in a particular grouping of neighbourhoods that give that part of the city a distinctive voice. Others may have the goal of having as many voices as possible around the table. There is no specific formula and while the consultants can provide some guidance, it is up to the residents of Guelph to make the final analysis about what is right for their community.</p>
<p>This question was asked at the April 7 ward boundary town hall: the report mentions 29 different neighbourhoods in Guelph. Does the city have a map of these communities that can be added to the Ward Boundary Review website?</p>	<p>There is no official neighbourhood map or list per se. We used our general knowledge and desktop review of online resources (e.g. realtor.ca, guelphheritage.ca) to sketch out neighbourhoods in the city and identify qualitatively their groupings within the proposed wards under each option.</p>
<p>This question was asked at the April 7 ward boundary town hall: are the population estimates by neighbourhood available for the 14,000 University of Guelph students added to the city population?</p>	<p>While post-secondary students are captured in the population metrics, it is difficult to isolate permanent versus non-permanent student populations. A large share of post-secondary students are already captured in standard census population metrics (permanent) with the non-permanent population layered on to generate the total population metrics used in this review. As a result, we don't have that level of data available to release.</p>



Q&A Question	Admin Response
<p>This question was asked at the April 13 ward boundary town hall: can you highlight for me the average number of voters per ward in the existing system, versus in the proposed options?</p>	<p>The ward boundary review is focused on population, not electors. As a result, the work that has been done as part of this review looks at population metrics. We don't have voter metrics available for existing or proposed wards. Existing population metrics per ward are available in the preliminary options report and projected population metrics are available in the final options detail guides posted in the document library.</p>
<p>This question was asked at the April 13 ward boundary town hall: why do we not try to forecast population longer than 10 years?</p>	<p>The terms of reference for this project specifically asked to look at population and growth projections over a period of three municipal elections, which takes us through a ten-year time horizon to 2030. It also becomes more difficult to make granular growth projections over a longer time horizon. Conducting a ward boundary review every ten years also allows for wards to stay in sync with the community.</p>
<p>This question was asked at the April 13 ward boundary town hall: when will the final report be available for the public to review?</p>	<p>There are two council meetings planned for this project. On June 21, 2021 the consultant team will be presenting the final options and there will be an opportunity for delegations and members of council to ask questions. We'll come back on June 23, 2021 for council to debate and make a final decision. The final reports will be made public on Thursday, June 10, 2021.</p>



Q&A Question	Admin Response
<p>This question was asked at the April 13 ward boundary town hall: is this review independent or are staff directing the work?</p>	<p>Staff are not directing this work. The terms of reference were set out in an RFP. The consultant team submitted a proposal and were selected to complete the work. The consultant team works with staff to coordinate aspects of the work, such as deadlines and meetings, but the content of the review is an independent process.</p>
<p>Why are we changing Ward numbers? I have lived in Ward 1 for 18 years and some their whole lives..why would this change now? The Ward is ward 1 and should stay the Ward! If there needs to be a distinction of Downtown area so be it but the residential area remains Ward 1. All other Ward should stay relatively the same and then add new ones to new areas. For Example: Southend and Eastend getting new ward numbers.</p>	<p>Ward numbering changes may be required depending on the ward boundaries approved by City council, especially if the number of wards change.</p>





# Appendix C: Social media engagement



# Appendix C: Social media engagement On Facebook

PHASE 1: Council composition	Date	Reactions	Shares	Comments	Reach	Engage-ments	Link clicks	Video views	Clicks to play
<a href="#">Today's the day! We're launching the Council composition...</a>	17-Aug	12	4	2	6,343	608	47	N/A	N/A
<a href="#">We're hosting open office hours by phone this week...</a>	18-Aug	2	3	0	2,332	48	10	N/A	N/A
<a href="#">We can't meet with you in person to talk about Council composition...</a>	21-Aug	4	22	0	2,933	71	13	N/A	N/A
After the boost: Same post as above	21-Aug	41	35	18	7,796	396	47	N/A	N/A
<a href="#">Live video: Council composition virtual town hall</a>	25-Aug	20	4	68	6,433	402	N/A	2,400	87
<a href="#">Join the Council composition conversation tonight</a>	25-Aug	6	5	29	4,754	275	23	N/A	N/A
<a href="#">This is the last week to have your say on Guelph's Council composition</a>	01-Sep	3	3	0	2,170	51	29	N/A	N/A
<a href="#">Hey Guelph: There's still three days left to have your say</a>	02-Sep	4	4	0	4,283	86	45	N/A	N/A
<a href="#">Today is the last day to have your say on Council composition</a>	04-Sep	4	9	1	4,135	209	57	N/A	N/A
<b>TOTAL</b>	-	<b>96</b>	<b>89</b>	<b>118</b>	<b>41,179</b>	<b>2146</b>	<b>271</b>	<b>2,400</b>	

PHASE 2A: Ward boundaries: Setting our priorities	Date	Reactions	Shares	Comments	Reach	Engage-ments	Link clicks	Video views	Clicks to play
<a href="#">We're kickin' off 2021 with a review of our ward boundaries</a>	4-Jan to 12-Jan	8	7	0	2,395	63	31	N/A	N/A
After the boost: Same post as above	4-Jan to 12-Jan	67	20	24	12,892	1,428	180	N/A	N/A
<a href="#">We're setting priorities for the ward boundary review</a>	08-Jan	4	2	0	2,659	33	14	N/A	N/A
<a href="#">On January 13 we're hosting a virtual town hall for the ward boundary</a>	11-Jan	0	3	0	1,707	10	2	N/A	N/A
<a href="#">Live video: Ward Boundary Review virtual town hall</a>	13-Jan	6	1	25	2,946	166	N/A	1,100	107
<a href="#">It's the last week to have your say on the ward boundary</a>	20-Jan	5	1	0	2,246	25	15	N/A	N/A
<b>TOTAL</b>	-	<b>90</b>	<b>34</b>	<b>49</b>	<b>24,845</b>	<b>1,725</b>	<b>242</b>	<b>1,100</b>	<b>107</b>

PHASE 2B: Ward boundaries	Date	Reactions	Shares	Comments	Reach	Engage-ments	Link clicks	Video views	Clicks to play
<a href="#">The next phase of the ward boundary review has arrived and we've heard you loud and clear</a>	24-Feb	3	2	0	2,172	60	46	N/A	N/A
<a href="#">Live video: Ward boundary Review virtual town hall</a>	24-Feb	4	2	46	2,411	215	N/A	755	46
<a href="#">One of the proposed #Guelph ward boundary options has 10 wards</a>	26-Feb	5	3	0	2,279	65	36	N/A	N/A
<a href="#">Head on over to haveyoursay.guelph.ca to check out the 13 proposed ward boundary options</a>	01-Mar	2	3	2	2,132	28	26	N/A	N/A



PHASE 2B: Ward boundaries	Date	Reactions	Shares	Comments	Reach	Engage-ments	Link clicks	Video views	Clicks to play
<a href="#">What do you think about changing Guelph from 6 wards to 8</a>	06-Mar	4	2	10	3,187	279	67	N/A	N/A
<a href="#">Got your morning coffee? Good. Let's take a second to consider what #Guelph would look and feel like with 12 wards.</a>	08-Mar	0	3	11	3,216	189	46	N/A	N/A
<a href="#">We're hosting a virtual town hall today from 7-8:30 p.m. to discuss the 14 proposed ward boundary options</a>	10-Mar	2	2	0	2,027	16	2	N/A	N/A
<a href="#">Live video: Ward boundary Review virtual town hall</a>	10-Mar	2	0	63	2,474	263	N/A	830	69
<a href="#">Today is the last day to have your say on the 13 proposed ward boundary options</a>	14-Mar	3	2	0	2,055	34	21	N/A	N/A
<b>TOTAL</b>	-	<b>25</b>	<b>19</b>	<b>132</b>	<b>21,953</b>	<b>1149</b>	<b>244</b>	<b>1585</b>	<b>115</b>

PHASE 2C: Final options	Date	Reactions	Shares	Comments	Reach	Engage-ments	Link clicks	Video views	Clicks to play
<a href="#">The final phase of the ward boundary review is underway until April 20</a>	06-Apr	5	4	0	2,246	74	57	N/A	N/A
<a href="#">One of the four final ward boundary options is an 8-ward model!</a>	10-Apr	2	5	3	2,645	150	28	N/A	N/A
<a href="#">What do you think about changing our wards and Council composition</a>	13-Apr	0	0	0	1,718	17	10	N/A	N/A
<a href="#">We're hosting a virtual town hall tonight between 7-8:30 p.m.</a>	13-Apr	1	4	0	1,930	17	2	N/A	N/A
<a href="#">Live video: Ward boundary review virtual town hall</a>	13-Apr	4	0	10	2,090	176	3	740	42
<a href="#">There are two six-ward options, both with 12 part-time councillors, two per ward for</a>	16-Apr	5	0	7	3,360	285	59	N/A	N/A
<a href="#">Today is the last day to discuss the final ward boundary options</a>	20-Apr	1	3	0	2,110	40	14	N/A	N/A
<b>TOTAL</b>	-	<b>18</b>	<b>16</b>	<b>20</b>	<b>16,099</b>	<b>759</b>	<b>173</b>	<b>740</b>	<b>42</b>

Final totals on Facebook	Reactions	Shares	Comments	Reach	Engage-ments	Link clicks	Video views	Clicks to play
Total	229	158	319	104,076	5,779	232	5,825	351

## On Twitter

PHASE 1: Council composition	Date	Likes	Retweets	Comments	Reach	Engage-ments	Link clicks	Link redirects to
<a href="#">Stephen: Hey Guelph! Our team at the City of Guelph Clerk's office... Today's the day! We're reviewing our Council composition...</a>	12-Aug	22	22	0	4,083	270	44	City's website
<a href="#">We're offering virtual open office hours...</a>	17-Aug	3	7	1	3,247	160	56	EHQ
<a href="#">Stephen: Have your say on the composition of Council...</a>	18-Aug	7	7	0	2,556	45	5	Phone event listing
	18-Aug	12	5	1	906	80	0	No link



<b>PHASE 1: Council composition</b>	<b>Date</b>	<b>Likes</b>	<b>Retweets</b>	<b>Comments</b>	<b>Reach</b>	<b>Engage-ments</b>	<b>Link clicks</b>	<b>Link redirects to</b>
<a href="#">We can't meet with you in person to talk about Council composition...</a>	21-Aug	4	7	0	2,608	113	13	Webex event listing
<a href="#">Join the Council composition virtual town hall tonight</a>	25-Aug	4	6	0	3,848	65	20	Event listing
<a href="#">The Council composition virtual town hall is underway</a>	25-Aug	8	6	0	4,615	61	17	Event listing
<a href="#">Do you have some thoughts about the future of this Council horseshoe...</a>	27-Aug	8	5	1	3,965	95	9	Event listing
<a href="#">Did you miss the virtual town hall to talk about Council composition?</a>	28-Aug	4	8	0	2,848	75	7	EHQ
<a href="#">This is the last week to have your say on Council composition</a>	31-Aug	9	13	1	4,192	126	38	EHQ
<a href="#">Hey #Guelph: There's still four days to have your say on council composition</a>	01-Sep	6	13	2	5,480	172	61	EHQ, Video and open office hours
<a href="#">There's still time to take the Council composition survey...</a>	03-Sep	7	10	1	3,440	307	159	EHQ
<a href="#">Today is the last day to have your say on full or part time councillors...</a>	04-Sep	7	9	0	2,697	135	66	EHQ
<b>TOTAL</b>	-	<b>101</b>	<b>118</b>	<b>7</b>	<b>44,485</b>	<b>1,704</b>	<b>495</b>	-

<b>PHASE 2A: Ward boundary review: Setting our priorities</b>	<b>Date</b>	<b>Likes</b>	<b>Retweets</b>	<b>Comments</b>	<b>Reach</b>	<b>Engage-ments</b>	<b>Link clicks</b>	<b>Link redirects to</b>
<a href="#">We're kickin off 2021 with a ward boundary review!</a>	04-Jan	6	14	1	11,677	257	92	EHQ
<a href="#">We're setting priorities for the ward boundary review</a>	08-Jan	1	2	0	3,193	50	11	EHQ
<a href="#">On January 13, we're hosting a virtual town hall</a>	11-Jan	10	9	0	6,308	76	22	Event listing
<a href="#">Stephen: Hi #Guelph. Tonight's the @cityofguelph ward boundary</a>	13-Jan	11	7	0	7,508	96	23	EHQ
<a href="#">It's the last week to have your say on priorities for the</a>	18-Jan	5	6	0	4,735	128	36	EHQ
<b>TOTAL</b>	-	<b>33</b>	<b>38</b>	<b>1</b>	<b>33,421</b>	<b>607</b>	<b>184</b>	-

<b>PHASE 2B: Ward boundaries</b>	<b>Date</b>	<b>Likes</b>	<b>Retweets</b>	<b>Comments</b>	<b>Reach</b>	<b>Engage-ments</b>	<b>Link clicks</b>	<b>Link redirects to</b>
<a href="#">The next phase of the ward boundary review has arrived</a>	23-Feb	9	10	0	9,341	228	107	EHQ
<a href="#">We're hosting a virtual town hall today</a>	24-Feb	2	4	1	5,236	29	5	Event listing
<a href="#">One of the proposed ward boundary options has 10 wards</a>	25-Feb	12	6	0	4,792	132	46	EHQ
<a href="#">Head on over to have your say to view the ward boundary</a>	28-Feb	3	5	0	6,006	129	51	EHQ
<a href="#">What do you think about changing Guelph from 6 wards to 8</a>	02-Mar	7	7	2	5,580	126	38	EHQ
<a href="#">Got your morning coffee? Good. Let's take a second to consider what #Guelph would look</a>	04-Mar	8	6	3	5,615	165	52	EHQ
<a href="#">What do you think about dividing Guelph into 5 wards with 2 councillors per ward?</a>	08-Mar	2	1	1	4,281	82	50	EHQ
<a href="#">We're hosting a virtual town hall tonight from 7-8:30 p.m.</a>	10-Mar	2	4	0	2,455	24	6	Event listing



PHASE 2B: Ward boundaries	Date	Likes	Retweets	Comments	Reach	Engagements	Link clicks	Link redirects to
<a href="#">Come hear about the 13 proposed ward boundary options and ask questions</a>	10-Mar	3	1	0	2,543	31	9	Video link
<a href="#">Today is the last day to have your say on the 13 proposed ward boundary</a>	14-Mar	4	2	0	3,540	78	26	EHQ
<b>TOTAL</b>	-	<b>52</b>	<b>46</b>	<b>7</b>	<b>49,389</b>	<b>1024</b>	<b>390</b>	-

PHASE 2C: Final options	Date	Likes	Retweets	Comments	Reach	Engagements	Link clicks	Link redirects to
<a href="#">The final phase of the ward boundary review is underway until April 20.</a>	06-Apr	8	5	0	3,401	100	45	EHQ
<a href="#">One of the four final ward boundary options is an 8-ward model with one full time councillor per ward.</a>	09-Apr	4	4	1	4,459	63	27	EHQ
<a href="#">What do you think about changing our wards and Council composition to five wards with 10 councillors.</a>	12-Apr	4	2	0	2,617	29	9	EHQ
<a href="#">We're hosting a virtual town hall tonight between 7-8:30 p.m. to discuss</a>	13-Apr	4	3	0	2,621	23	5	Event listing
<a href="#">There are two six-ward options with 12 part-time councillors, two per ward</a>	16-Apr	1	1	0	2,497	44	15	EHQ
<a href="#">This is the second six-ward option with 12 part-time councillors, two per ward</a>	17-Apr	3	2	0	3,796	85	38	EHQ
<a href="#">Today is the last day to discuss the final ward boundary options before one option is chosen and heads to Council in June.</a>	20-Apr	1	6	1	7,670	115	52	EHQ
<b>TOTAL</b>	-	<b>25</b>	<b>23</b>	<b>2</b>	<b>27,061</b>	<b>459</b>	<b>191</b>	-

Final totals on Twitter	Likes	Retweets	Comments	Reach	Engagements	Link clicks
	211	225	17	154,356	3,794	1,260



# Appendix D: Media coverage list



# Appendix D: Media coverage list

## Media coverage

### Council composition and ward boundary review

The following list was generated by the City of Guelph communications staff.

#### Pre-launch

1. [City staff wants to review council makeup, ward boundaries starting next year](#)  
Guelph Today, April 2, 2019
2. [Guelph could see new wards, council size in 2022](#)  
Guelph Mercury-Tribune, June 27, 2019
3. [Opinion: Guelph City council review deserves strong public participation](#)  
Guelph Mercury-Tribune, July 10, 2019
4. [More money sought to review council makeup and ward boundaries](#)  
Guelph Today, November 19, 2019
5. [Opinion: Remember, the Internet is more complicated than you think](#)  
Guelph Today, Market Squared, May 9, 2020
6. [Changes to Guelph's council, ward could still be in place for 2022 election, despite COVID-19 delays](#)  
Guelph Mercury-Tribune, July 28, 2020
7. [Review of ward boundaries, council make-up, voting methods back on track](#)  
Guelph Today, July 30, 2020
8. Podcast: [Behind the scenes of the remote council](#)  
Guelph Politico, August 5, 2020

#### Phase 1: Council composition

1. [How many councillors does Guelph need? City wants your input](#)  
Guelph Today, August 17, 2020
2. [Guelph reviews makeup of City council, ward boundaries](#)  
Global News, August 17, 2020
3. [Guelph reviews City council composition and district boundaries](#)  
The Canadian, August 17, 2020



4. [BLOG: Should we have part-time councillors? Should they serve wards or the community at-large?](#)  
Ward 2 Guelph, August 17, 2020
5. [Composition of future Guelph councils now up for public discussion](#)  
Guelph Mercury Tribune, August 18, 2020
6. [Council composition virtual town hall](#)  
Rogers TV, August 18, 2020
7. [Guelph council: Goal-setting is the first step in renewing our municipal democracy](#)  
Guelph Mercury-Tribune, August 20, 2020
8. [Letter to the editor: A smaller City council wouldn't be a good idea](#)  
Matt Saunders, Guelph Today, August 22, 2020
9. [Have your say about the composition of City council](#)  
Guelph Today, August 24, 2020
10. [Guelph hosting virtual town hall on structure of City council](#)  
Global News Kitchener, August 24, 2020
11. [Guelph hosting virtual town hall on structure of City council](#)  
MSN Canada, August 24, 2020
12. [Guelph hosting virtual town hall on structure of City council](#)  
Jump 106.9, August 24, 2020
13. [Guelph hosting virtual town hall on structure of City council](#)  
CFox News, August 24, 2020
14. [Letter to the Editor: A lot democratically wrong with invitation for input about future Guelph councils](#)  
Karen Farbridge, Guelph Mercury-Tribune, August 24, 2020
15. [Letter to the Editor: There are many advantages to having multiple councillors per ward](#)  
Kevin Bowman, Guelph Mercury-Tribune, August 27, 2020
16. [Opinion: A startling string of true clichés about trust](#)  
Adam Donaldson, Guelph Today, August 29, 2020
17. [Letter to the editor: In support of the ward system and full-time councillors](#)  
Guelph Today, September 1, 2020





18. [Letter to the editor: Guelph council review: I urge you to have your say](#)  
Guelph Mercury-Tribune, September 3, 2020
19. [Residents call on Guelph to “press the pause button”, extend consultations on council composition](#)  
Guelph Mercury-Tribune, September 4, 2020

### **Council composition report**

1. [Report recommends city change to eight wards and eight full-time councillors](#)  
Guelph Today, October 22, 2020
2. [Report recommends fewer Guelph councillors for next election](#)  
Guelph Mercury-Tribune, October 22, 2020
3. [Guelph could go with 8 full-time councillors instead of 12 part-timers](#)  
CTV Kitchener, October 22, 2020
4. [Guelph could go with 8 full-time councillors instead of 12 part-timers](#)  
CJOY Radio, October 22, 2020
5. [Guelph could see 8 full-time City councillors, 1 per ward: Report](#)  
CBC Kitchener, October 23, 2020
6. [Mayor ‘100 per cent’ in support of proposed council composition reforms](#)  
Guelph Today, October 23, 2020
7. [Public survey shows 12 full-time councillors is preferred choice](#)  
Guelph Today, October 23, 2020
8. [Important work warrants full-time councillors, says UofG political science professor](#)  
Guelph Today, October 25, 2020
9. [Ward populations vary by as much as 10,200 residents](#)  
Guelph Today, October 28, 2020
10. [Letter to the editor: Former mayor weighs in on council composition review process](#)  
Guelph Today, October 28, 2020
11. [Letter to the editor: Public consultation has been stuffed down the toilet by Guelph City staff, mayor](#)  
Guelph Mercury-Tribune, October 29, 2020



12. [Letter to the editor: Consultants and City staff contradict public will](#)  
Guelph Today, October 29, 2020
13. [Letter to the editor: Respect for democracy is unravelling around us, writes former Guelph Mayor](#)  
Guelph Mercury-Tribune, October 31, 2020
14. [Letter to the editor: Why are we shrinking council when Guelph is growing fast?](#)  
Guelph Mercury-Tribune, November 2, 2020
15. [Independent poll confirms Guelphites want to keep council composition the way it is](#)  
Guelph Today, November 5, 2020
16. [Council defers decisions on its future make-up](#)  
Guelph Today, November 6, 2020
17. [Guelph council postpones decision on changing number of wards, councillors](#)  
CTV Kitchener, November 6, 2020
18. [Opinion: The ouroboros shaped City council discussion predictably eats itself](#)  
Guelph Today, November 7, 2020

## **Phase 2: Ward boundaries**

### Part 2A, Setting priorities

1. [Reshaping City politics with ward boundary review](#)  
Guelph Today, January 4, 2021
2. [City staff starting ward boundary review \(plus feedback for procedural bylaw\)](#)  
Guelph Politico, January 4, 2021
3. [Review to determine number of Guelph wards resumes, councillors resumes today](#)  
Guelph Mercury-Tribune, January 4, 2021
4. [Guelph wants to hear from residents in ward boundary review](#)  
Global News, January 5, 2021
5. [Guelph wants to hear from residents in ward boundary review](#)  
MSN News, January 5, 2021



## Part 2B, Preliminary ward boundaries and council compositions

1. [A baker's dozen: consultant comes up with 13 new ward boundary options for Guelph](#)  
Guelph Today, February 23, 2021
2. [New report lays out 13 options for Guelph wards, council composition for 2022 election](#)  
Guelph Mercury-Tribune, February 23, 2021
3. [City releases 13 realignment options for ward boundary review](#)  
Global News, February 23, 2021
4. [City seeks input on 13 possible ward boundary options](#)  
CBC Kitchener, February 24, 2021
5. [Some thoughts on the Council Composition and Ward Boundary Review](#)  
Blog, The Ward Residents, March 8, 2021

## Part 2C, Final ward boundary and council composition options

1. [Guelph City council structure, ward boundaries down to 4 options](#)  
CJOY, April 6, 2021
2. [Have your say on the final council composition and ward boundary options](#)  
Guelph Today, April 6, 2021
3. [Guelph City council structure, ward boundaries down to four options](#)  
Global News, April 6, 2021
4. [New report narrows Guelph ward, council composition options to 4](#)  
Toronto Star, April 6, 2021
5. [Council composition, ward boundary changes a "huge matter" says mayor](#)  
Guelph Today, April 12, 2021
6. [New report narrows Guelph ward, council composition options to 4](#)  
Peterborough Examiner, April 12, 2021



# Appendix E:

## Perspectives on Guelph's wards: Councillor interview notes



# Appendix E: Perspectives on Guelph's wards: councillor interview notes

At the outset of phase 2 (the ward boundary review), all members of Guelph City council participated in an interview with members of the consultant team that primarily addressed the present ward system in Guelph. The discussions were free-flowing and confidential and were intended to help the consultant team better understand Guelph's neighbourhoods, the individual wards and where changes might be made. Councillors were asked about the ward they represent but also about their perceptions of other wards. As a result, the observations noted here about specific wards were not necessarily made by councillors elected in those wards.

All councillors were also asked about some general themes such as population growth, how the downtown should be addressed in new wards and the importance of natural boundaries within the city.

## 1. The Guelph ward system

- Most people won't care if the boundaries change, almost everyone knows that change will have to happen.
- The wards are so big that trying to manage everything contributes to the volume of work.
- Too many wards limit the possibility of seeing the bigger picture – it is better if we listen to multiple constituencies.
- We should start with six, but we will need to add representation to the deep south or to the GID area when growth happens.
- Parity the primary goal: move into parity.
- Different neighbourhoods want to hear different messages.
- Every ward should have a slice of the pie (such as older neighbourhoods, downtown and outer areas). Ward 5 is therefore good that way.
- Wards 3 and 5 “matter” to the people who live there; there appears to be loyalty/identity with those wards (that is, mostly older sections of the city) not found elsewhere in the city.
- Supports a diverse ward – more stimulating for the councillor, distillation of ideas. Councillors need to understand there is not just one point of view. Otherwise less acceptance of other points of view.



## 2. Ward 1

- The oldest part of the city is in ward 1 – but at York Road it becomes a new place so there are two ward 1s.
- There is a huge divide in ward 1, basically on either side of York Road.
- “The most unique.” A complex ward that will change, for example through the impact of two-way, all day GO service.
- East of the river the ward is different again. More uniform past Metcalfe Street to Victoria Road.
- The present ward 1 with the downtown and the far east is a poor combination.
- Ward 1 will grow east of Victoria.
- A logical break in the ward would be Speedvale and Victoria because beyond Victoria Road we see new homes and young families who want more and better services.
- East of Victoria Road like ward 6. They are struggling to get better services.
- Lends itself to two members.

## 3. Ward 2

- There are two ward 2s: socio-economically pie-shaped, not a lot in common at either end, more walkable towards the centre of the city.
- Ward 2 is a combination of multi-million-dollar homes and the downtown.
- The closer to downtown the more the concern: tougher, some low-income housing west of Eramosa to the river (Stevenson probably the divider).
- The neighbourhoods east and west of Woolwich Street in wards 2 and 3 are very similar.
- Ward 2 east of Watson Parkway has lots in common with ward 1; a ward could cross Eastview Road.
- Eramosa Road is just a line on a map; Victoria Road is a more important divider.
- The areas east of Watson Parkway have everything in common with ward 1.
- The area east of Victoria also has quite a bit in common with ward 1.
- Eramosa Road is just a line on a map.
- Victoria Road is more distinctive because of the age of development on either side of it.



#### 4. Ward 3

- Ward 3 is a diverse and complex ward – the old historical part with the library and museum, but also a multicultural area (Willow/Edinburgh), duplexes and medium-density residential areas, some geared to low income housing and large employment areas to the north.
- A significant number of people in ward 3 only stay a short time (refugees?).
- There is an identity associated with ward 3 (many well-off people), several complementary neighbourhoods.
- Waterloo Avenue separates the university from the non-university populations.
- Natural boundaries: Speed River on north east, the Hanlon, Eramosa and Speed Rivers on the east and southeast.
- Waterloo Avenue to the river is one neighbourhood.
- Woolwich is more a spine than a barrier.
- The Junction (from Paisley to the river) is a well-established neighbourhood.

#### 5. Ward 4

- Ward 4 is a larger area than many of the wards, but mostly employment lands.
- The ward does not have a real identity.
- Ward 4 is a mix of housing and demographics. Lots who live there have Linamar connections.
- West of Elmira Road intense development, high immigrant concentration, many multi-family dwellings.
- No real focus to the ward.
- The west side of Silvercreek has no strong connection to the rest of the ward. The area was probably only included to balance the numbers game.
- The Hanlon is an important barrier.

#### 6. Ward 5

- Makes sense for ward 5 to start at the river; north of the river is very different.
- The area from Stone Road to Arkell has little in common with the “old university” area – is that a bad thing?
- A natural buffer south of the river.
- Students used to cluster in the downtown; now that population is mostly south of Stone Road.



- Student housing may de-stabilize the area.
- West of Hanlon south of College: lots of student housing – not connected to the area to the south.
- Between the river and Waterloo Street: heritage housing, small working-class origins.
- Waterloo Street is an artificial line.
- Diverse: a gated community for seniors, the highest proportion of low-income single mothers, university students, faculty and staff.
- South of Stone Road: young families and others aging in place; student housing brings tensions.
- Between College Avenue and the river: single family homes, high value, oldest neighbourhood association, only heritage area in the city.
- North of the river around Wellington: older, smaller homes, low-income rental housing.
- College to Stone: dense neighbourhood townhouses.
- Affluent areas east of Gordon: not engaged at all

## 7. Ward 6

- Ward 6 housing stock is newer but there is not a big difference in demographics, the difference is the age of housing.
- Ward 5 was built in the 1960s; Ward 6 was largely built in the 1990s or later.
- Ward 6 has a lot of Toronto overflow.
- Ward 5-6 boundary can be moved easily; no difference in the neighbourhoods on either side.

## 8. Downtown

- What about a concentrated downtown ward? Benefits: there will be growth (9,000+ in the core by 2031) so it is more an idea for the future. Drawbacks: the area could be ignored at all times – the opposite to where we have always been.
- The downtown should not influence four wards; downtown issues are not city issues.
- Right now, the downtown seems to run everything.
- The downtown is a walkable area – Gordon Street, Royal City Park, St. Patrick's – for many it is “the real Guelph” but it has a lot of power since it is included in three wards (therefore six councillors and six votes).





- Downtown ward: would make a tremendous amount of sense – Two Rivers, old city, Exhibition Park all dovetail into the downtown.
- Downtown ward is a good idea.
- Everyone thinks the downtown cannot be divided any other way, but it needs to have a single ward.
- Downtown is significantly different from other areas.
- Guelph is known for its distinctive downtown.
- Separate downtown ward.
- Fairly dangerous to have one ward for downtown – better to have more than one (BIA board requires ward 1 councillor plus one other).
- Representation that is more mindful of the area needed – many residents do not appreciate the importance of the downtown – the demographic is changing rapidly.
- Sees downtown development getting stronger – the downtown is its own little enclave.
- There will be some growth in this area.
- Will increase somewhat because of Baker Street, but we're talking about hundreds not thousands.
- A good idea for a downtown ward.
- In the last election Dan Gibson was running fourth when the downtown polls came in; he only moved to second when the east end polls came in. Downtown people do not see him as their rep.
- East side of ward 1 disconnected from downtown – could ward 1 be more like ward 4 (one community)?
- Downtown two groups: the recent condo buyers (who are not really urban people yet?) and the renters who live in the older walk-ups, committed and experienced downtowners.
- Most of the business area in ward 1, not a lot of people though.
- Many important downtown issues (but most downtown business owners do not live there).
- Single-issue voters downtown.
- Could move some of the downtown to ward 3.
- Could use the BIA boundaries.



## 9. Boundaries

- The river is a real boundary but not on the east.
- The Hanlon is an important barrier.

## 10. Council composition

- A smaller council would be better: more accountable with fewer councillors.
- Democratic risks to smaller councils also increased expenses to campaign in larger wards.
- Favours eight for more concentrated decision-making.
- It is fairness we need to fix – “fix the six.”
- Minimum change would be easier to sell.
- Too many wards would mean that some councillors would not have a sense of the entire city.
- Singular, homogeneous wards are not good for democracy.

## 11. Two-member wards

- Supported smaller council and one-member wards originally but there are risks: values may not align, happier now to keep two-member wards. A kind of ranked ballot – strategically voting for a second choice.

## 12. Growth

- GID will not be a factor for another two elections.
- The GID will eventually have 5,000 to 7,000 people but it has not been sold by the province yet. Will probably be built before Clair-Maltby (5 to ten years?).
- Clair-Maltby & GID too far out in time.
- Can we have some growth in each ward?

## 13. Other Topics

- A review is needed: what is best for the community at-large?
- We can embrace change, but we have loud activist groups that do not represent the whole community.
- We should grow into parity, take smaller steps to bring the community along (councillors, too).
- Put a review by-law in the report.



# Appendix F: Survey responses



# Appendix F: Survey responses

## Round one input

### STRENGTHS to build on:

For example, why do you feel the current ward boundaries DO provide you with effective representation? What features need to be kept or built upon?

1. In line with ward priorities/principles, I strongly feel each ward has its own distinct "culture" that fits relatively well within the boundaries. This is important because I feel that means there are generally shared interests, values, priorities, etc. among residents within those boundaries. I feel that my needs are overall represented well for my ward and heard (however I'm also part of a very large ward with a focus for new development so, we DO get a lot of focus and attention).
2. I think the Hanlon Expressway (Hwy 6) is a fair physical boundary to denote our ward (Ward 4). Although our ward likely has a smaller population than most others in Guelph.
3. I believe the current boundaries separate the city appropriately
4. Ward councillors are able to respond to my questions/concerns in a timely manner
5. good cross section of permanent residents and rentals/students
6. It's not so much that I think we're being represented well as the population figures show we're not being watered down like those in ward six, based on population.
7. Reasonable population level for representative
8. Allocated Industrial footprint is clearly defined
9. Current ward boundaries work geographically.
10. Huge ward (6), with much development and MANY issues, so it is a strength that we have TWO councillors representing us.
11. Various areas of the cities represented by different councillors.
12. 2 people looking out for our interests. Small wards means more personal connection between the representation and people. Often our area is ignored and will be more ignored if other areas gain more say
13. Ease of communication with councillors - this is good, and can always be prioritized.
14. They work fine for me, but they are unfair as I have more clout than someone who lives elsewhere.
15. The two councillors for my ward keep abreast of issues, share information with constituents effectively and respond to our concerns.
16. They are logical geographic divisions. An option could drop to 3 large wards of east, west and south with 4 or 3 councillors representing each ward.



17. For the first five wards there is a good blend of outer areas and then connection to Downtown or proximity to downtown. Ward six somewhat less so especially with the tendency for new and commuters to be housed in the ward six area thus perhaps less connection to downtown.
18. Present wards are for the most part homogeneous in development stages so concerns tend to be similar within a ward.
19. Walking trails
20. Ward boundaries are currently fairly clear and understandable.
21. Relatively equal distribution. Recently changed to reflect ward 6 growth
22. Established neighbourhoods
23. I am lucky to have a great counsellor
24. Because we have 2 councillors per ward so well represented!!! Have to keep 12 part time councillors just move the boundaries.
25. I regard the major function of having ward rather than at-large elections is to give me a meaningful opportunity to select from a manageable small number of candidates my best choice(s) for council members. Most decisions of council have city-wide implications and the existing experience is that all councillors take an interest in all issues and are not just champions for their own ward so I get effective representation not from my ward councillors but from all of City council.
26. Good foundation to build on.
27. I feel that my councillors are responsive to any concerns I have. Having wards that don't divide communities is important.
28. My councillor for my ward is easily accessible and goes above and beyond to reach out to us whenever he has news to share pertaining to our ward and general city info. I feel very connected to my ward community.
29. This level of engagement between the city and the residents should be sustained.
30. Ward 2 is small enough to be represented by two councillors. The residents in this area have similar concerns.
31. I don't
32. Two local council members, geographic area representation
33. the creative community needs to be preserved.
34. Our neighbourhood is well cared for
35. community close to university with particular needs due to that institution
36. I think they should all change, they do not represent the growing city and associated issues.
37. Because our ward is relatively small and we have the same representation as bigger ward.
38. We don't need separate boundaries as representation should be for all of Guelph. Separate wards is a waste of money.
39. The number of councillors and wards seems appropriate to allow for each unique region to have a voice.
40. Representatives are accountable to their wards.
41. Any set of ward boundaries is going to be a compromise, and the current arrangement seems ok to me. Ward 6 is large, but honestly the south end of



- Guelph seems to me like a pretty homogenous area full of suburban middle class housing and big box stores, so I am fine with it being one ward.
42. Short of adding more wards, there is no need to change the boundaries. Moving boundaries only shifts things vs creating new representation. Making our wards bigger will reduce effective representation
  43. Ward councillors able to address ward-related issues
  44. As a member of the core downtown community the current ward boundaries have been effective for the 30+ years I have lived here - my councillors have always been responsive and empathetic to situations in my neighborhood.
  45. From a ward 2 perspective, yes I do. Interests seem similar (similar housing - post war /rental situation)
  46. none
  47. The east end neighborhood has good schools, great neighborhoods but there is very little commercial development here. Lots of condos and townhomes being built but no commercial businesses.
  48. Small area, but is good because it has higher density
  49. Wards are based on both distinctive demographics AND physical city features/roadways. I think we need to restructure the boundaries to create 12 smaller a wards, then have only one councillor per ward. For example, current Ward 1 should be split in two: Eastview-Starwood-York-Victoria should be a ward, the balance of original Ward 1 should be its own ward
  50. Great reps
  51. My ward represents Guelph as a whole
  52. The boundaries do not, the elected individuals have do their best.
  53. the ward issues are dealt with by local councillors - one much more interactively than the other
  54. I feel like the current wards are very distinct when it comes to natural features and communities of interest.
  55. It's a big ward, there should be more schools so people don't have to go out of their way to take their kids to school.
  56. Keeping boundaries containing like housing and businesses. Residents have similar issues.
  57. The ward system is good and allows for smaller portions of the city to be represented at a time
  58. I know our Ward, Ward 1, is an intact, old community with a cohesive history. Schools in the St. George neighbourhood are shared with the lower (older, poorer) traditional Ward so, while that part of voting Ward 1 has a relationship with "us poor wardies" it is somewhat separate and different in terms of income, lifestyle, and attitude.
  59. Councillor who care about the needs of the very distinct neighbourhoods in Ward 1 would be a good start. This is not an issue with the ward system, but rather how councillors approach the distinct needs of those within the ward.
  60. Encouraging new growth and re imagining ward 5 as not just old university but as a vibrant, historical, natural and diverse population.
  61. Geography



62. There is a sense of connection and community, and pride of place in our ward (Ward 1, Two Rivers, affectionately known as "The Ward") , I have always felt able to connect to the councillors if I ever needed to
63. They seem to reflect the general age of the buildings within each ward.
64. More than enough counsel members
65. Like not sure, can't really give an informed opinion on this.
66. preserves historic wards
67. Many councillors to reach out too
68. The needs of "old Guelph" are quite different from Guelph south of Stone Rd., east of Victoria and even west of the Hanlon. Infrastructure is older and the addition of Metrolinks Go train have serious implications to the future of old neighbourhoods. The two councillor system can adequately represent Wards 1,2 and 3 and help to maintain and preserve the character and quality of the city as it grows.
69. They seem reasonably organized by neighbourhood without being too subdivided.
70. More wards, less councillors
71. I have a great councillor
72. local issues
73. The present boundaries are fine for ME in Ward 2 but I think the south end and maybe the East end (east of Watson Rd) might be large enough to have their own representation
74. Strengths to build on are the recognition that wards have varying populations/density, demographics/incomes, lifestyles and have very specific unique neighbourhoods and needs. i.e. Downtown multi-residential, commercial and shoulder residential neighbourhoods should be represented by their own, single ward to focus on their very specific issues and needs. Not have each of ward 1, 2 and 5 holding a section of the downtown providing fractured/dysfunctional representation. Think New York City with all it's unique neighbourhoods both residential and commercial.
75. the two councillors per ward is essential; six wards for a city growing to nearly 200,000 is needed. This provides what I like - the opportunity to directly connect with one or two councillors. I also like that it ensures that if have issues with one councillor, I can contact the other
76. I like having 2 councillors who are accessible. They do not always have same opinion but both listen to the ward citizens
77. Considering the population density of the area, and the large number of students living near family homes, I like that the 5th ward isn't too large. I also like that it includes Dean Av and some of Ironwood. Making sure this ward is well represented by long-term Guelphites living in their family homes is important to me.
78. for the apparent population density, ward 5 is skewed by the fact that the U of G student population is included- realistically, these individuals are generally not engaged in municipal matters (especially those on campus) so the # of councillors/person is high in ward 5. This is likely to remain the case over the



- next 3 election cycles are there do not seem to be plans to significantly increase the student body (especially reflected in the number of on campus students).  
Ward 6 is also affected by this issue
79. Mostly all wards have a central community center, library and large park. These need to be kept in place and prioritized.
  80. We have a good councillor
  81. I like ward system it seems to me that just the boundaries that need fixing.
  82. 3,4, and 5 seem reasonable
  83. Current boundaries provide a good guide to areas of the city that have different circumstances, issues, and experiences. Each ward feels distinct and follows generally accepted boundaries (historically or geographically).
  84. I think ward 3 should go to Wellington Street and ward 5 start at Wellington Street the population in ward 1 and 5 continue to grow ward 3 not so much.
  85. One of our councillors is very engaged within our ward and easily accessible
  86. Because we have good councillors who understand the issues that matter to permanent residents
  87. There are enough councillors for each ward.
  88. I think the wards do pretty well to represent communities of interest. I live in St Patrick's Ward in Ward 1 and the modest culture of my neighbourhood is very important to me to be represented at the municipal level
  89. covers average population for each ward until now, may need to adjust with future growth
  90. I feel population of Ward 1 is not excessive and can be represented by the two councillors.
  91. Although a large ward, 6, having two representatives seems to ensure effective representation. Preference is smaller wards with one councillor.
  92. regroup communities facing similar issues
  93. Representation by population; numerous part-time councillors; creating another ward in the south end to accommodate growth.
  94. The boundaries should reflect the 4 priorities, so some minor adjustments to even out populations, but we need to keep 6 wards
  95. Good mix of housing and income levels. It is not too big an area with mixed business entities.
  96. We have 2 councillors and so far they are doing a decent job, one more so then the other. Nothing should change in this ward. There is the need to listen to the people who voted them in, instead of applying their own thoughts on issues such as population growth and new buildings in the older part of this city. They both need to agree and be on board about the growth that is going on in this area which is destroying the look or our city.
  97. Small enough to know and have met the councillors
  98. The Mayor and the city Admin are running the city, our councillors are effective at communicating but not at driving change. We have two councillors and only one is really providing a lot of value. They are powerless to drive change.
  99. seem to do a decent job of balancing the vast industrial zones contained within a couple of them.





100. I think our neighbourhood is more closely linked to the issues related to Ward 5.
101. Councillors are accessible.
102. My ward has 2 councillors, they have generally been responsive when I send emails asking questions or with concerns about things happening in my ward. I feel that if the boundaries were expanded to encompass more people they may not be as responsive.
103. They do enclose neighbourhoods with similar concerns; however neighbourhoods like downtown/Exhibition Park with similar concerns/problems are broken into a few wards.
104. Wards boundaries mostly follow communities of interest
105. Representation by population
106. I feel like the city has more than enough representation. With increased staff at city hall over the last few years, maybe we could reduce the number of councillors
107. I feel small changes and small repairs are never addressed. Many small things result in being bigger issue throughout a community.
108. My ward has a few different types of neighbourhoods in it - a historical, tight knit community, a fairly well off and also historical area, and a large collection of new homes that is highly populated by families, many being new to Guelph or just starting off in their first home. This has allowed for a diverse group of candidates at every election, and historically has led to the election of two very different councillors, which allows for good representation.
109. Councillor is connected to downtown issues
110. I live in Ward 3 and feel I am well-represented. However, I live on the boundary and my neighbours have a different set of councillors. We share the same issues, but have different reps. Features to keep - two councillors per ward.
111. Because Ward 5 is easily understood by its boundaries, in that it contains the University of Guelph and the contiguous areas.
112. I expect over the next 10 yrs. to 2030 Ward 2 will continue to Guelph Lake, and our population will grow
113. The current ward boundaries provide good representation as for the green belt conservation areas which I wouldn't want to change in the near or far future. Keeping east end as green as possible should be a priority.
114. differing areas are represented by ward councillors; however, city wide thinking is often missing.
115. It is in keeping with the concept of natural boundaries and the concept of "neighbourhood".
116. Our ward 5 has many, many students living here, even during this COVID pandemic, and I believe that we, as a rule, are well represented. No need to change our Ward boundaries much.
117. Current ward boundaries enclose areas which have a significant degree of common characteristics and some degree of commonality of needs and resources - ward 5 has a fairly significant renter population due to adjacency to the University and the resultant issues may be more easily addressed by councillors as they have a degree of "sameness". Needs and concerns of



residents which are generally similar makes it somewhat easier to address them as the solutions arrived at, are more likely to be universally acceptable (within the ward).

Councillors will be better able to investigate, understand and communicate with a more defined group in a contiguous ward.

Residents will be more able to quickly reach and communicate with councillors who know their ward, so corrective actions will be simplified and the councillors will need to study/analyze fewer aspects and will be able to pinpoint which departments and individuals within administration need to be approached in investigating and working an issue.

118. The ward boundaries should continue to replicate natural community boundaries. Some communities are larger and others are smaller, geographically or by population, and that's okay.
119. the Hanlon boundary seems like a natural edge, and the rest is just where Guelph stops
120. The current ward boundaries provide effective representation in that they allow for two councillors per ward. This delivers stronger proportional representation and supports diversity.

#### **Related issues (e.g.: 2 councillors/ward)**

- Two councillors per ward with six wards promotes proportionality and supports diversity. I like having a choice of two councillors to go to.
- This review exercise is fatally flawed. It has already betrayed public input. The status quo should be retained. My councillors provide excellent representation.
- I like that there are 2 councillors to represent our diverse ward. The shape does not matter too much - it is being able to vote and having a decent chance of having the individual I voted for be my representative that makes for effective representation for me.
- Two councillors per ward is effective.
- Two representatives per ward is good
- Having two councillors works well as it provides two people with different viewpoints to represent the area, as it's quite hard to encompass the diversity of ward one with one only representative.
- Council's current composition of 12 members allows for a diverse range of views representing our cities own population. Not only that, multiple council members from the same ward allow for even more representation within the ward.
- 2 councillors means better representation
- Having one councillor from each Ward is a good idea. Their job is to know the issues in their own ward. Most councillors live in the Ward they represent and I think this is important.
- I love that I have two councillors I can go to.
- Two councillors



### Answered the next question (weaknesses)

- I don't think the current boundaries do represent specific communities. The lines are based on roads (e.g. Speedvale) and geographic landforms (e.g. a hill or river).
- Need to be complete review, because the population increased and the city is diversifying.
- They don't. I don't feel that. The Ward should be separate from Eramosa Hill, and both should be separate from Downtown.

### Other policy issues

- Cities in Ontario like Guelph seem to feel confident on the state of relations with Indigenous peoples in this area. The more this topic is investigated the more it shows we do not have agreement or a moving plan that includes Indigenous peoples rights, needs, feedback or agreement. This is unacceptable in fact it is criminal. The laws and support for Indigenous rights are on a massive never been seen before up swing. I would caution any steps forward until this is addressed.

### WEAKNESSES to improve on

For example, why do you feel the current ward boundaries do NOT provide you with effective representation? What features need to be changed or improved?

1. Perhaps this is an election issue, but a non-responsive councillor in one Ward can have a big impact. For most questions I have, I use councillors from across the city to help me. I tend to look for the councillor most knowledgeable on the topic, and most have been very willing to help.
2. Contrary to ward principles, ward 6 is not well proportioned in terms of population compared to other wards. It is obviously growing rapidly in population and targeted for further residential development. It already has a much larger population than other wards. Therefore, our voices count less than wards with smaller populations who also have two City councillors.
3. More will inevitably be needed as growth continues
4. There are diverse communities within ward one and their needs are not all the same.
5. Boundaries should not be drawn based on roads but rather needs. It makes little sense to think someone on one side of a road has different needs than their neighbour (example: Eramosa Road). Rather, perhaps think of boundaries based on a zone line or built form.
6. Parts of the city are growing quickly, therefore we need more wards to divide the population more evenly.
7. Current ward boundaries mean some wards have less representation due to growth, e.g. Wards 4 and 6



8. Ward 6 is not equally represented (by population). So much of the new development is here, many issues with increasing density and student rentals, traffic, parking. Too much!
9. Population needs to be more evenly shared across wards.
10. boundaries could be redrawn to reflect areas of the city facing the same issues
11. Sometimes decisions about my ward are being made by people from other wards with different priorities. This is frustrating.
12. More equality in the population of wards
13. smaller wards
14. None
15. With the current boundaries and numbers, it is too easy for a weaker councillor to get in in some wards while a stronger candidate loses in a more competitive ward.
16. I would like to see more connection with all wards to strengthen downtown.
17. Present ward boundaries do not take into account population growth.
18. Both councillors for my ward are quite similar in their views and lack of engagement. In this way many people in the ward may feel their voices are not being heard.
19. Wards cover large areas with different representational needs, ranging from dense downtown to sparsely populated suburbs. Population density is not balanced.
20. Guelph has grown greatly an the wards needs to be redrawn
21. I think this is simple to fix!! Move 3 into ward 5 then move ward 5 into 6 then problem solved as far as population per ward!! Simple n very inexpensive!!!!
22. There is an imbalance in populations of the wards that needs to be adjusted so the perception of unfair advantage of some wards (Ward 3 being over-represented) is dealt with.
23. Need to align with population-smaller wards. Perhaps move to 12?
24. Personally I don't see the presence of any of our councillors and of what benefits are they to me.
25. I find it a bit odd that the Northern boundary of Ward 5 is Waterloo and not the river or Water St. I feel the community that is north of Water St and the river (but still in ward 5) have much more in common with downtown and/or ward 3 than ward 5 but I rarely head south of Stone Rd.
26. Ward 1 is split between downtown and east end (grangehill). Needs of downtown are different, and often competing
27. The concerns of my neighbourhood is probably better aligned with ward 1 as we tend to have similar community makeup and being a newer build similar issues.
28. Ward 1 should be split because the Eastview area has different concerns than the Ward area. Ward 6 is becoming too large.
29. I have lived here in ward 4 for 27 years and have never met a councillor. I would like to know I could speak to one if a problem arose, however, any problems we have are either insignificant or already taken care of.
30. Ward 6 is too big, especially with increased growth. I do not feel represented by the current divisions.



31. If I lived in Ward 6, I would not feel I had effective representation. Perhaps the number of councillors by ward should be determined by density. It doesn't make sense to have two councillors for each ward without having ward sizes (in terms of people count) approximately equal
32. Are they similar in population? I wish this survey provided more information like total population of each zone, how that population has changed over the last 10 years and other helpful info like that. That would allow us to better speak to the strengths and weaknesses.
33. Current ward is currently, and will in future, planning massive growth in population and facilities. This will result in disproportional population numbers compared to already fully built wards.
34. I just don't care that much about ward boundaries.
35. Not balanced populations between wards
36. I feel that the south end has been focused on too much growth and our area hasn't seen the infrastructure growth to support it. Spread the growth. The east side has plenty of vacant land and they have been asking for new retail opportunities and the city has not provided any
37. Ideally, a large institution like the university should have its own councillor.
38. Guelph has expanded immensely since 1989, and currently our wards do not reflect the proper population distribution of our city. I do not think 6 wards are enough to represent our very quickly expanding city. I think adding two more wards, one by splitting ward 6 into two so the South End isn't just blanket coverage. The other should be drawn between wards 1 and 2 as they too cover growing areas with far greater populations than when they were originally drawn.
39. While I have no direct experience, I assume with growth that the south end especially may need to increase their representation.
40. Most population has occurred in the south end of the city as well as the east. Therefore the number of constituents each councillor represents needs to be more balanced.
41. Need to keep eye on growth to North and how new subdivisions might have vastly different issues than post war developments closer to downtown
42. 2 per ward does not work, should be one councillor per ward, with more wards. Downtown is not properly represented within Ward 1.
43. The ward size is quite large and ward one feels like it is actually two wards with to somewhat different lifestyles. There is the older pedestrian friendly downtown parts, and then the new suburbs out past Victoria road. Moving to smaller wards would allow each ward to have a councillor that more accurately represents the area.
44. All wards should be represented by all councillors
45. More equitable distribution of population
46. Current Ward sizes are too big for two councillor to properly represent. Also, having two councillors do the same job in the same ward is waste. Splitting the wards and having only one councillor preside over it will make representative more effective and efficient.
47. The area is too big for 2 part time reps



48. The councillors need to be full time , in order to take care of the affairs of the city.
49. I think it would make more sense for my area and to be grouped in with ward 3 using the river as a boundary
50. A vast swath of my ward is the University of Guelph. Not just off campus housing, but the university itself. No one entity should do drastically overwhelm in a ward.  
I grew up in Ward one. That statement doesn't mean anything. Because in the current system Downtown is split across 4 wards. Ward one near downtown is a drastically different populous than, ward one near Watson.
51. Growth in the south end-some adjustment to boundaries may be necessary or an additional ward
52. ward 6 is too large geographically and needs split in two to provide for better representation
53. There is definitely a disparity in population for the south end, especially as we look into the future with growth.
54. I think current boundaries lump us in with Clair/Gordon area which is very different than our neighbourhood. It is very busy with new development and a lot of retail/food properties.
55. More schools
56. We never ever hear from our representative except when they want our support at election time. We have problems with traffic control and high density housing but do not have support from our ward representative.
57. Would like to see boundaries moved to include more of the older area and less of the South.
58. Ward 1 is too big. The issues facing east end residents are not remotely the same as those facing downtown residents
59. They are too big/broad, lumping people together from too far away
60. Old ideas of what the ward was originally. Ward 5 needs some re-imagination keeping the natural and historical features in tact but including diverse housing throughout.
61. Divided by railroad, large proportion of at need residents
62. My concern would be the populations growth in the "ends" of Guelph - South, West and East especially, Ward 6 for example may now need to be split in 2. But I would keep ward 1 the way it is :)
63. Ward 1 and Ward 6 appear to encompass larger areas and are generally newer than the remainder of the city
64. I live on the edge of downtown and my interests are most closely aligned with residents living downtown, but my representation is grouped with residents living in the northeast corner of the city.
65. Has not kept up with city growth and the patterns of growth
66. To see my counsel member more than just at election time
67. Lack of candidates that run in the ward. Most likely due to being manly student populated...
68. uneven population density



69. Some adjustments do need to be made to address the demographic changes and repurposing of buildings and facilities in the city core - Wards 1,2 and 3. Also, the needs and wishes of those in Ward 3 are not necessarily the same as those in Ward 1 as they currently exist. As Wards 5 and 6 in particular, increase in population the community services need to expand to meet the needs of those neighbourhoods. Anything less than two councillors per ward would not be able to address these needs.
70. More wards less councillors
71. Guelph has grown and the wards need to be redrawn
72. The geographical areas of east Guelph and South Guelph are very large. Perhaps there should be a Ward 2A and Ward 6A-with one rep from each of those sections
73. First and foremost, ward boundaries need to be mapped to effectively represent (enable focus) the unique issues, needs and lifestyles of the people, families and businesses that live and operate there. i.e. Ward 1 has a northern suburban residential, eastern residential (social/co-operative housing), a shoulder downtown residential (St. Patrick's), a centre downtown residential, a downtown business sector (different than suburban) and a southern suburban residential; middle-east has zero commercial amenities.
74. I think it's pretty good.
75. Growth in south and east Guelph. These boundaries need revision
76. I think if Niska Rd. and Tarmigan Dr. were included in ward 5 it would help differentiate the opinions of those long-term Guelph residences from those of the very large South end. Considering that the wards were made so long ago, I think the 6 ward has become incredibly big. With that being said, I really want to express my happiness with the work done to expand Guelph in the south end (Claire Rd. and past). The small town feel of Guelph and its uniquely cozy/safe feeling has been sustained by expanding the city south, and not forcing high density living into the middle of the city. I do think the opinions of the 6 ward might differ than those in older areas of the city. So updating the 5th ward to include a few roads with old family homes (Niska, Tarmigan, Ironwood) would help them be better represented than they would be a now largely new developed 6th ward.
77. - absentee landlords are a large problem for much of ward 5; they do not have the same concerns and needs as actual residents, and can unduly influence aspects that negatively affect the character of ward 5 without suffering the consequences  
- the new plans for population density intensification (e.g. granny flats, etc.) will primarily occur in this ward, so density will likely at some point exceed the desirable ratios (even given the issues about on campus students raised above), which may necessitate ward boundary changes in the future
78. Some wards are growing quickly with development and the "community" aspect of growth is missing
79. It is a very big area that has grown exponentially over the last 7-10 years
80. I feel underrepresented. Ward 6 is bigger than other wards.



81. the needs of downtown are vastly different from the east side. With proper representation the council would be better equipped to support the needs of East Guelph and the city would be better able to support the Grocery store that has been "coming in 5 years" for more than 20 years.
82. Wards 5 and 6 are too larger; should be broken into 3 wards.
83. There is a need to establish better population parity across all wards. Some wards could benefit from dividing into two parts where growth has established a new and distinct area.
84. some wards are travelling wards where they live here but commute for work, it would be nice to see 1 ward rep and 1 at large from the same ward
85. The southern area of Guelph requires a larger relative portion of representatives since population growth has predominantly occurred there; Ward 6 especially has too many constituents. The downtown area, currently divided, should be collected into a discrete ward to provide more focused representation.
86. My ward is too big, we live right on the boundary and I do not feel that a lot of the issues getting attention are relevant to me and my immediate neighbourhood. Further to my point about our ward being too big, during the last election we only had one candidate even come by our house.
87. Downtown and the older sections have different issues and needs than the newer subdivisions.
88. Ward 5 largely carries the stress of providing rental accommodation to 20 000 university students. Investors have taken thousands of traditional homes out of use for families and created lodging houses for students. We are at risk of becoming a student ghetto (some streets already are). The issues are massive but most of council perceives it a Ward 5 problem and fails to see the impact on the rest of the city as well. Affordability issues?? It's because investors drive up prices by generating \$3000 or more per month by renting to students. Families are being driven out of Ward 5 by this practice.
89. The needs of each Ward are very different. Current Ward we live in - Ward 1 - is too large and too diverse.
90. I do not know what the population representation of the six wards is, but I do agree that any changes should be in the direction of better proportionality, if they are currently non-proportional
91. will need to adjust boundaries as growth is mostly toward outskirts
92. Smaller wards would although for better opportunities to focus on local ward matters, not just large scale issues.
93. growth had led to population imbalances between wards.
94. Addition of wards to accommodate growth that has occurred over the last twenty years.
95. Only minor adjustments to fit 4 priorities
96. I don't know
97. Ward one boundaries are good the way they are and there is no need to make it larger!
98. we're adjacent to Downtown but our ward is not connected to that area





99. More control over what happens in the ward, we find other councillors are controlling what happens within our ward due to how voting happens. I find it a waste of my time to share concerns as nothing ever gets done.
100. they are too big, population-wise. Some, like ward 1, comprise vastly different urban and suburban communities (e.g., the far east Grange hill vs Two Rivers area).
101. I think our neighbourhood is more closely linked to the issues related to Ward 5.
102. We need full-time councillors, at least two per ward; part-time excludes some from serving, reducing diversity and therefore effective representation.
103. The current ward boundaries are impossible shapes. I would suggest very simple wards. 4 quarters to the city. Easy to understand, diverse. 8 or 12 eight counsellors.
104. One weakness of the Ward 1 boundary is that it represents three very different parts of the city - the "Ward", the area at the top of the 100 steps drumlin, and most of the eastern part of the city. The needs and wishes of the residents of each area may be different.
105. Some of the wards are way to large, i.e. ward 6 has become unmanageable in size as far as representation.
106. Areas with growing populations should be broken up so they will receive sufficient representation. It would be better if established neighbourhoods with similar issues are not broken up into separate wards.
107. Populations need to be balanced so that wards have roughly equal numbers of citizens
108. Reflect population differences of less than 10%
109. I think City council is a bit too large. If we were to have more wards I would strongly advocate for one councillor per ward instead of two. Councillors are merely reps for the city and staff should be doing the legwork
110. Ward 1 does not effectively represent those who work and live downtown. The boundaries extend too far to the east. I feel like apartment/condo dwellers in the core have a different mindset than those who, for example, live in a suburb off of Watson Pkwy.
111. There is a lot of growth at one end of the ward, and more projected, it might not take long before the population is more heavily held in one are with goals that might not represent the entire ward.
112. Population growth makes ward Denise's with wider variety of needs/demographic
113. Boundaries on streets are problematic - neighbours in two different wards. Make boundaries based on geographical features (like the river or a ravine) OR make both sides of the street same ward, and make the boundary the back lot line.
114. The case has not been made that change will benefit citizens.
115. It needs to expand into the Dolime lands when that becomes part of Guelph. Depending on the population, it could extend further south and make Ward 6 more equitable.
116. East end of Guelph has a good amount of residents, however is often overlooked in terms of development. There are very few big grocery stores, entertainment etc. in this part which could be focused more on.



117. narrow ward politics prevails; city wide perspective required to promote a better city
118. As the population of the city grows as it is in the area, it could become overly large.
119. Occasionally issues which arise for council's consideration may be of a general nature and need a city-wide lens for examination - in these cases, ward structures may be an impediment to a compromise solution where all Guelph residents' interests may be best served by a change which benefits residents in 5 of the 6 wards, but which negatively impacts 1 ward's residents.
120. it seems that the population in ward 6 has really grown and maybe it should be divided into ward 6 and a new ward 7 for fairness
121. I recognize that current ward boundaries need to be rebalanced, specifically to accommodate growth in the south end, and to ensure that every vote has the same democratic weight.
122. Current ward boundaries need to be rebalanced to account for population growth and to uphold representation by population.

**Off topic but not un-related (e.g.: 2 or 1 councillor)**

- A ward only needs one councillor to represent the community. Two voices can add confusion to a conversation.
- Bus access for our people are no good, based on our business hours  
Some roadways are too narrow for trucking
- We have 2 reps per ward. Is that important? Maybe could have 1 per ward
- We don't need to waste money on separate representation.
- No weaknesses
- Two councillors for each ward is a problem. If the boundaries are going to be redrawn, especially to smaller areas, than 2 councillors for each ward needs to be evaluated.
- 2 councillors in the same ward, I often see them vote against one another. So basically 1 vote eliminates the other vote.
- Reduce the size of government and the waste of taxpayers hard earned dollars.
- Let's do away with the ward system and elect the best people to represent the varied interests of the City of Guelph. For example while ward 5 has sidewalks people bussing to work in wards 2,3 and 4 are walking through snowbanks.
- All committees in Guelph of every field and level must include a seat for indigenous peoples. Nothing should move forward until this is in place as a first step to resolving the systemic racism that currently takes place in our community. Even this survey is blind to the ways in which in contributes to systemic racism in Guelph.
- We don't need two councillors per ward. The councillors might not even agree with each other. It would be better to have one full-time councillor per ward.



## Off topic entirely

- To be kept accessible by various types of links. I think the bike racks on the buses are an example that someone from Clairfields can easily get to other parts of the city and vice versa. There are many nice bike trails incorporated in the south end which would be nice if the older parts of the trail system could have more connections developed as areas rebuild.
- Traffic.
- Commercial development needs to be in the east end. The south end and west end has had all the attention the last 20 years. It's time to focus on other areas.
- Better parks.  
Improved snow removal/accessibility.  
Bike lanes. We often get honked or yelled at for biking on the sidewalk with our children but until there are safe bike lanes on Edinburgh we will continue to do so.
- Schools, grocery stores, playgrounds, libraries, family entertainment.
- see answer 5.
- The two idiots that represent our ward are rich, do-nothings that are complacent to just chop up their river frontage and destroy the architectural integrity of the city.
- Ward representatives do not communicate with its ward residents enough. Social media is a great tool, and yet it is only used by a few members.

## Guiding Principles for Ward Boundaries

Citizens of Guelph are rightly proud of their sense of community and active in their pursuit of electoral fairness. How can we use the wards to enhance Guelph's pride in its sense of community without creating a sense of separateness? At the same time how do we achieve a meaningful degree of population parity so that the whole city can grow into over the next few election cycles without feeling like one person's vote is worth less than another's? We put this challenge to the people of Guelph in a survey and, as many respondents pointed out and illustrated with their comments, it's impossible to get the balance perfect but we need to make it better than it is now.

The vast majority of respondents said they either live in Guelph, work in Guelph, or both (97.3%). Respondents were somewhat evenly distributed across 4 of the 6 wards (14 to 19.7%), with ward 4 being underrepresented (5.7%) and ward 1 being overrepresented (26.4%).



When redesigning Guelph's ward boundaries for the future, how would you prioritize the importance of these four guiding principles, from most important (1) to least (4)

Response	Number of responses	%
(skip)	8	4.1
Present population parity	71	36.8
Future population growth	36	18.6
Communities of interest	44	22.8
Geographic and natural obstacles	34	17.6
<b>Total</b>	<b>193</b>	<b>100.0</b>

Trying to achieve better population parity is clearly the most important factor to most of the people who answered the survey (36.8%), especially when combined with the people who emphasize future population parity (18.6%). From their comments, this democratic imperative is dear to the majority of respondents even though these same people also express affection for the neighbourhoods and communities that characterise what it means to be Guelph. Many expressed an appreciation for the need to balance parity while avoiding carving up neighbourhoods and communities. A few people indicate that promoting diversity of interests inside a ward is also healthy principle so don't worry about it too much and aim for population parity.

People were understandably torn on the principle of communities of interest. Some were emphatic that it should be the primary principle for design wards for reasons of identity and enabling the expression of shared interests (22.8%). In their comments many expressed an appreciation that the principle of "community of interest" is a double-edged sword: there is a positive side and a negative side. On the one hand wards that capture people of similar interests and identity might enable citizens to articulate those interests through their councillor. On the other hand, at what point does this principle serve to increase divisions among people and neighbourhoods and councillors? Perhaps divisiveness could block a future council from making decisions of mutual benefit. Frequently people indicated a link between the principles of natural and geographic boundaries and the communities of interest, and some waffled on which to rank above the other and a substantial number ranked natural and geographic features as most important (17.6%).

Therefore, the development of preliminary options for a discussion paper will emphasize population parity and the best available indications of future population growth. At the same time, ward options will endeavor to avoid dividing perceived communities and neighbourhoods and attempt to illustrate an image of the different parts of the city in a way that voters might find easy to relate to. All the options will be improvements on the current imbalances in population, so the remaining questions will be more subtle: 1) What configuration of wards would best fit your image of the city and how can that preferred preliminary option be improved? and 2) How do the preliminary options



enable your preferences for two councillors per ward or one, and whether they are full time or part time?

### **Rationale for ranked choices respondent comments**

In no particular order, the following 151 comments express why people ranked the guiding principles the way they did. Not all 193 respondents explained their choices. The additional nine comments at the end are ones that do not quite answer the question for a variety of reasons we hope are clear to the reader. They remain in this report for the record.

1. I think the first two are most important. Account for population growth so we're not revisiting boundaries every four years, and have the boundaries be clear to everyone.
2. Using natural boundaries will help people feel like the boundaries make sense: there shouldn't be a case of "but my neighbor is in a different ward?" Following that, ensuring communities of interest are fully within wards will help simplify and unit (sic) neighbourhoods. Given the last major ward boundary change was 30 years ago, this update should prioritize anticipated (and planned) population growth over current population parity.
3. First and foremost, people's voices should be heard and represented equally, hence prioritizing by population.  
Second, culture is such a critical piece of a community. I love the "flavours" of each ward and, when people identify themselves by ward in Guelph, it's generally with pride.  
Third, while I said population distribution is key, it can be hard to predict population growth long-term. I'm sure 30 years ago - when the wards were initially created - that Ward 6 was not slated for such development.  
Fourth, while natural boundaries/geographic features is important, I felt the others held greater importance.
4. To ensure each councillor provides the best possible representation for the citizens in their ward, using population would be the most fair and important criteria to use for deciding on ward boundaries.
5. Rep by pop is most important to me; natural boundaries often contribute to common issues/interests
6. preparing for future use should be taken into account quickly as we may expand faster than expected. Community groups should be high priority, there will always be a population parity as we have a diverse community as a whole, so anything we can do to help these groups to be connected would be beneficial. natural boundaries are helpful in that they are obvious for voting day, however the people are the important equation to be considered. Ensuring they have access to voting areas when having to go around natural boundaries
7. Population is the main factor in determining fair representation, beyond the quality of the representatives themselves, which this process has no impact on.



8. wards should be created to represent communities and their specific interests, whatever shape and size that might be. Wards also need to accommodate for future growth and be prepared to represent new ideas. Wards don't need to be the same size on a map or population. Its general purpose is to provide a voice for those who have similar needs and requirements. Basing a ward on natural boundaries is wrong. For example: people on both sides of a river may have the same interests in environmental protection, so why would they need to be represented by two separate wards?
9. Every vote in Guelph should have equal representation.
10. Natural boundaries and communities provide a "logic" and "simplicity" that I believe are then the foundation into population parity (e.g. merge features/communities if necessary to reach an appropriate level of population parity).
11. Population growth is happening in segments of the city but not all.
12. Clear boundaries make it easier to know WHO to go to when you have an issue.
13. Population parity, especially in light of the Places to Grow Act, will allow for appropriate representation as the city changes.
14. I am most concerned about population growth in the south end and providing equal representation to each of those new residents in the expected high density corridors.
15. I believe population share to be the biggest challenge in existing ward structure. I would prioritize existing and future population in how the new wards are designed. Following that, natural features and roads should be considered to add known/logical boundaries. Neighbourhoods and community groupings should be the last consideration of the list.
16. Communities of Interest is so important. It will make it easier for councillors to represent electorate if they are from the same neighbourhoods. Parity is also important so that each ward has similar representation (no ward to have greater influence than another).
17. Feel like representation is needed to represent various parts of the city not just by population. Certain areas have certain needs but they will be ignored if we go by population. Should also reflect people who live and work in Guelph not sure live here and commute - different interests
18. This will ensure fairness.
19. Population parity equalizes opportunity for individuals. Communities of interest equalizes opportunities for socio-economic, ethnic and other sub-groups.
20. Established communities are important and their members often have greater knowledge and understanding of this city's distinct character and needs.
21. Logic to ensure fair representation over a period of growth as well as respecting the diversity throughout the various regions of the city.
22. We know where growth is slated to occur by our Official Plan so our community planning and development should be in step with the future not just look at today and build for current issues. For example the new parkade next to city hall has sloping floors. If the cars change in the 40 year life cycle maybe we could use some of the floors for other purposes as cars decline and flat floor uses expand.



This would perhaps have cost a little more but the flexibility of the space is heavily compromised. When we build multi use boxes either for retail, office or housing can we design for easy adjustment from residential to office or office from home etc. types of work and use in a 50 year horizon. If we look back at history David Foote wrote a book "Boom Bust and Echo" that described the "Boomers" cohort or bubble that every ten years got older. We find just as he predicted, we are now not needing so many schools in the older areas but now need seniors accommodation... so did we build schools in the 60's that could be converted to seniors homes in the 2020's?

I think this history lesson could inform our planning for the future so we look at the teens today and what do they need for the next 40 years. That analysis should help inform energy efficiency, built form, transportation adaptations and on and on. So the priority principle for council should be set up representation so future growth is designed by the leaders elected with an area of representation to lead them to consider the future now...I like the indigenous notion of seven generations.

23. Difficult to summarize. Even with my choice as #1 I am conflicted because I recognize that citizens living across the river or road from each other have similar concerns interest but if represented by different wards there might be more strength in their concerns.
24. It is strictly done by the numbers. It is not corrupted by false feelings of community interest or geography which tend to divide a population not unite it.
25. With the current pandemic it has been made very clear our schools are overcrowded and need to be newly built to meet adequate accommodation for our kids in the public school system. Not French which has been given more funding as of recent years.
26. Prioritizing needs of communities will improve effective leadership and governance recognizing the unique elements of certain areas, population parity and growth will ensure workload of council is equal and manageable.
27. Geographic boundaries are most logical to most people. Must respond to growth but that can be done on a periodic basis. The communities of interest option is too polarizing
28. Distinct Neighbourhoods should not be fragmented.
29. Wards need to be more evenly drawn to help accommodate future growth
30. Because the natural boundaries are very important as are who lives where.....i.e.....Rich people live in ward 6. Fun and concerned for the history and environment of Guelph folks live in ward 3.
31. I placed population parity lowest because I haven't observed that this factor has a big effect on the ability of individuals to bring issues to the attention of their ward councillors. Comparing the ward populations in Guelph with population of federal and provincial ridings there is ample scope for the biggest ward population to be well served. I placed population growth second as it is clear some wards such as Ward 6 will see much more population growth than other wards (Ward 3) and new ward boundaries should allow for the population distribution twenty years from now.



32. People are most important.
33. Having equal representation I think is most important. I believe that communities of interest are generally defined by natural boundaries, so they are similar. Keeping communities intact is very important. Population growth can be taken into account, however not as important as the other principals
34. Guelph is a growing city... there is a lot of population density in the current ward 5,6 and east side of Guelph
35. We need to maintain our distinct community feel in our older and historic neighborhoods.
36. Using natural boundaries and geographical features makes ward easily recognizable and keep the cultural history of any community in my view.
37. Accepting population discrepancies is a form of systemic discrimination/disenfranchisement and depending on the demographics of the communities affected could become a legal and/or human rights liability. Communities of interest that are divided is also a form of systemic discrimination/disenfranchisement and creates similar liabilities. (City of Hamilton was ordered to make changes to ward boundaries by the OMB on citizen appeal based on similar reasoning. <https://www.cbc.ca/news/canada/hamilton/ward-boundary-review-1.4445476>) We need to plan for population growth otherwise we will be redrawing the boundaries again in the near future. Natural boundaries and geographic features are only indirectly related to the purposes of wards in that they tend to contribute to the boundaries of communities of interest. Otherwise they are essentially arbitrary.
38. Clearly our population growth in ward 6 needs to be addressed by a change so they can be represented properly.
39. The wards should be distinct communities in order to ensure they have similar interests and goals. Therefore communities of interest is first. Population parity is a very close second. The wards should be of similar population to ensure effective representation of all citizens. Third is the natural boundaries because they commonly outline distinct communities. I picked population growth last because sometimes future plans do not go accordingly and planning wards around buildings that may never come to fruition is pointless.
40. Keeping community together makes most sense, geographic boundaries would inhibit the other two measures, which are a coinflip
41. I think representation is the most important.
42. I believe communities of interest would create/perpetuate divide especially with respect to race and class, as well as pigeon-hole certain neighbourhoods to be more/less desirable based on groups of people that live there (e.g. low income or racialized groups). I believe that wards should be formed so they're equal in terms of population.
43. I think maintaining parity for the long term is more important than achieving perfect parity today and have it very out of balance in a few cycles based on growth patterns.  
I also think that easy to understand borders based on geographic information





- and generally understood community groups will alleviate concerns of gerrymandering boundary lines in favour of certain communities.
44. Currently my ward has more people than some others so our votes are "diluted". Community of interest is also important.
  45. why try to reorganize a community? Build the wards around the physical boundaries, that doesn't change.
  46. More importantly, I don't see any cost increase should be required no matter how many wards or representatives. Let's just be efficient!
  47. Equal representation is important and needs to be highly considered. Equality is number one. Physical boundaries are completely arbitrary and do not reflect changes in society.
  48. This was difficult. Easily recognizable boundaries make it easy for everyone to 'mentally visualize' areas and would most like incorporate principle 2. Makes sense people within the same geographic would be more like-minded in city structures etc. 'Perceived Fairness' for number 3 and although I would like to select principle 4 higher, I'm not sure how accurate the predictions of population growth can be over three-election cycles, hence it's lowest priority.
  49. Everyone deserves similar representation. If a population is less in one ward, their ward has the same representation and thus more power per person. Also, communities within our city often have similar beliefs and priorities thus keeping them together will help better represent the needs of the population. Growth is important as this review doesn't happen every year or voting cycle. As such it important areas are not under valued moving forward. There are few physical barriers that change communities. For example, if I live on one side of Eastview, I doubt I have major differences in needs then the person across the street from me yet we are in different wards. I realize there has to be some differentiation between wards, but physical barrier should be the last thing used rather than grouping population in similar amounts and representing inner-city communities.
  50. Wards are human constructs. They should reflect communities.
  51. Population parity is most important for democracy. Growth should only be considered for 2026 election in such a fast-growing community. Group communities and use natural boundaries when it makes sense.
  52. To balance population they need to maintain the boundary population and allow growth only in the ones that can accommodate it. Stop over saturating the south end and expand east and west
  53. Communities of interest makes sense because, presumably, the councillor will have a more unified constituency to represent. Natural boundaries can be used to ensure that decisions are made in the context of the environment.
  54. People think about Guelph's spaces. Not about how many people live where.
  55. Wards should be designed around population to reach the goal of proportional representation.
  56. Representation by population takes out income class out of the equation. Representation by "communities of interest" furthers the already deep class divide by allowing affluent neighborhoods to hold control of their ward.
  57. Rep by pop tantamount



58. I think that population parity is one of those measures that are used because they are easy to calculate not because they are effective: far more important is to represent communities of interest in a geography than straight up numbers.
59. Sensible approach and we are mandated by the province to grow. Fairness of number of constituents for each councillor is important for workload.
60. We should not have some councillors represent fewer constituents, thus giving them more say than an ward that is destined for large growth. Each person should have the same level of representation on council.
61. These are best responses I have for a ward system. The best is do away with the ward system and look at the overall interests of the city.
62. Wards should represent equal population sizes, while reflecting the unique needs of certain communities.
63. I feel the projections should be the directions for each ward, each ward deserves the same focus. And they should be easy for people to understand.
64. Proportional representation by population is most important in my eyes.
65. Equal representation is the most important thing we should strive for. After that ensuring that groups political power is not split by having one community of Guelph split into multiple wards. Lastly, clarity in ward boundaries following major features is helpful but less essential.
66. No boundaries
67. Parity of population is important for equal representation, to me. Parts of city will be stagnant growth and others will have majority of growth so need to take that into consideration. This growth and change will also capture some of the neighborhood and community of interests as the older lower growth neighborhoods are where there maybe be more continuity and thus commonality of interests, as well, newer neighborhoods will have different needs. Natural boundaries, i.e.. river, Hanlon Expressway help to make it easier to identify and delineate boundaries
68. Natural boundaries should be prioritized to avoid fragmenting community's with common interests and issues
69. Neighborhoods and communities are clearly fragmented by the current Ward boundaries, contributing to ineffective council representation and lack of economic/social progress in these fragmented areas.
70. It makes more sense
71. It feels strange to be in a different ward than others I would consider living in my neighbourhood
72. One of Guelph's biggest strengths is that we can sell a sense of community, we can imbed that into our city governance structure. At the same time we should recognize that the city is continuously growing & changing. We should leave room for future changes & restructures.
73. Because I feel you need to accommodate growth. Neighbourhood and sense of community is very important
74. Having consistent representation for residents needs to be measured fairly so one are is not lost. Population is a measure that can be validated



75. Wards are distinctive social and economic groupings. Each ward should be roughly the same population size, and councillors should be able to address the needs of inquiring citizens. Guelph does have some natural boundaries which help define a sense of place for people within wards. Population growth can be accommodated when required by adding wards or adding councillors.
76. I think being able to have as close to voter parity as possible an important feature of local government. No ward should have significantly more say in an election than another. And really, the way our wards are laid out now, I feel like we have great respect for communities of interest, however, disparity in population really affects each of those communities abilities to vote fairly.
77. Reduce the size of government and the waste of taxpayers hard earned dollars.
78. We are getting way to much high density housing.
79. Natural boundaries should have no bearing on boundaries especially train tracks! Which can divide a community. Population growth should be kept in mind but also not in the mix.
80. Natural and geographical boundaries is an antiqued idea that causes more harm than good. Wards that represent community clusters of approximately the same population would be a better approach to wards
81. Projected growth is not important right now. If population is different in 10 years time then change the ward boundaries then. Be a little more agile. Also, I don't think geographical boundaries mean much. Rivers and train rails. That just helps administration and community understanding of where they sit. No real meaning. Also, how can you group people with similar interests and geographically at the same time? There's no ideal solution.
82. Because some neighborhoods and populations need more support than others. This includes investment (i.e. why is there a CIP program downtown and why does that program invest in private enterprises (like Tircathrn) to increase the privatized wealth and assets of buildings? This opportunity isn't available in other areas like the West end, the junction, or the Ward).
83. Feel those should be considered in that order of preference
84. I think population growth is the underlying issue that would need to be addressed to ensure better representation by population, which I why I gave it 1; communities of interest rated as 2 because one of the strengths of Guelph is the sense of community that exists in different ways across the city, fragmenting neighbourhoods and communities would undermine that (though I also think more can be done through other actions to build bonds between communities); natural and geographic features a 3, to keep the ward boundaries easier to understand; parity 4 because, while important, to achieve an acceptable distribution across wards, we need to take into consideration population growth, so prioritize population growth when aiming to achieve greater parity
85. Each ward's councillors should represent an equal amount of the city. Each ward should be as cohesive as possible and easily identifiable. As populations change, ward boundaries can be modified to accommodate.
86. Communities are what make a city livable. As such they should be governed together, with the same representative on council.



- A ward boundary review is not something to undertake frequently so population growth needs to be considered.  
Natural boundaries are easy to understand.
87. It's necessary to have a close representation by population. Neighborhoods that feel unique only help to separate us and build up a type of segregation.
  88. Equal representation is extremely important
  89. It is best to keep every vote equal therefore wards have to be equal and to prevent gerrymandering it is better to keep boundaries along large features. It is hard to communicate what is exactly a community since I feel most communities are spread across most of Guelph except in the south end where you have commuters and students. Population is not a known quantity since that can shift on various elements.
  90. population is most important for democracy.
  91. Recognizing unique areas of Guelph to ensure regions have a voice is more important than specific population - e.g. with the massive development of the south end, they should not be able to outweigh historical neighbourhood needs
  92. See my previous comments re: neighbourhoods and growth.
  93. I believe wards should be organized by neighbourhood and community groups with similar interests. Wards should also be organized based on projected growth so that they don't change arrangement often.
  94. We need to stop expanding and look after what we have
  95. Guelph is growing and wards need to be proportionate
  96. Unique issues... e.g. architecture
  97. Growth is concentrated in certain areas so that should be allowed for, especially when it is higher density growth. This and community interest should be considered when trying to balance the ward sizes using a projected 2026-2028 population
  98. The first priority should be representation by population. Natural boundaries are likely included in the planning which would include the planning aspect. Groupings within a community will ebb and flow and those interested will find their niche.
  99. Communities of interest is the most important (#1) as per answers to previous questions #5 and #6.  
Population parity is the least important (#4) considering that communities of interest are the most important (#1) and population growth (#3) can be predictably estimated by staff utilizing historical, policy plan and development data.  
Natural boundaries and geographic features (#2), within reason, usually comply with communities of interest w/o the need for forcing accommodation.  
Effective representation is not about density (# of constituents or parity) or population growth (known &/or easily projected), it's about representing constituents' unique needs and issues both residential and commercial.
  100. Equity rather than equality is important to me. Issues in wards are different. A one size fits all approach does not address issues that are unique different areas of the city. We have a lot of poverty and rental accommodation in W3. We have



- many new Canadians. We also have gentrified Neighbourhood. By contrast W6 is dealing with the challenges of being a new community or new communities. W3 has no city facilities to speak of; W6 has a planned recreation centre etc. etc.
101. The south (6 ward) will continue to grow in population, but the core heart of Guelph lies in the voices of the central long-term family residences. Keeping the community voices intact and well representing their differences and opinions is very important in my opinion.
  102. parity now is more important than parity in 10 years; wards should be obvious and make sense
  103. the needs of downtown should not be combined with the needs of any other portion of the city. It disadvantages both.
  104. Some wards are more populated than others.
  105. Communities of interest is the most important. Citizens should feel that their councillor can represent there areas particular issues and viewpoint. For example, exhibition park and south end have very different lived experiences within the city. Although population parity is important I believe it should override the decision to organize wards based on shared community experiences in the city. Population growth should be considered so the new plan is able to handle the Guelph of tomorrow. Natural features are useful and often define communities/neighbourhoods (the ward is separated from ward 3 by the tracks) but should be the last quality to consider.
  106. Make sure proper representation for the number of people in ward, make sure wards are clear, not half a street one ward half the other. Some wards do have special needs
  107. projected growth increases population but it seems like Guelph in some wards is a bedroom community for other areas
  108. Population parity is crucial to ensure equal and satisfactory representation for every citizen of the city. Wards should ideally be composed of neighborhoods with demographic and economic similarities to ensure that no particular group of citizens is under- or over-represented.
  109. My ward, the people within it and the issues we face should be reflective of the neighbourhoods we live in, but it also needs to reflect where it is going in the near future.
  110. All are important but having something that binds the people together is the most important. Community can grow better out of our commonalities
  111. While ideally, wards are similar in population size, you also need to take into account temporary residents i.e. 20 000 students who populate Ward 5. Wards should represent a cross section of the community. Ward 5 should be split so that some of the students are counted in other wards and other councillors have the pleasure of dealing with the damage.
  112. The most important factor for representation is knowing what ward you are in and who your councillors are. Guelph is still small enough that the amount of people each councillor represents is a much smaller factor for feeling adequately represented. (I would rather be confident about what ward I am in over any other factor.)



113. Communities of interest is most important to me. Guelph has several distinct communities that ought to be properly represented in each their own right. "natural boundaries and geographic features" was second because if the boundaries are complex they look gerrymandered and it reduces trust in government. Finally, I think it's more important to plan in long-term and set ward boundaries based on future populations than today's population, assuming that the boundaries can only be redrawn only so often.
114. Equal representation for all by numbers, boundaries can change and communities can be intertwined
115. Population parity would allow for all councillors to provide an equal service to the community.
116. First principle is ensuring rigorous democracy, which means everyone having equal voice (ensured by my 1st and 2nd rankings). Second principle is building community (i.e. my 3rd ranking). Natural boundaries don't even come close to these top 3 priorities for me (though they may impact communities of interest).
117. Because, you're never going to predict our growth correctly - you never have. Look to your city plans from the 60s or 70s for proof of that. Natural boundaries were created by class disparity. Poor people and immigrants were put in the ward initially because the land was prone to flooding. To clump in rich parasites from the Eramosa Hill area dilutes any chance they have for self-governance, and lets rich idiots rule the day. The GTR railway berm separates the ward from the Eramosa hill area, and the two have nothing else in common.
118. The basic principle of representational democracy depends upon fair & well maintained representation ratios guaranteeing citizens adequate input into community management.
119. Population and population growth are the most important to maintain proportional representation. Community interests and natural boundaries are also important, and can be adjusted equitably.
120. makes the most sense to me
121. It would be easier for councillors to represent wards with similar communities of interest rather than population parity but varied interests/needs. Natural/geographical boundaries don't reflect actual needs of the respective groups. It's important to be forward thinking to minimize the need to change boundaries and wards too soon
122. Parity is self explanatory. It is a fair system for what we know today and not assuming potential future growth. Community of interest seems too much like a lobby group for a few instead of looking at the whole of the city's population.
123. I think equal representation by population is best. Separating by region takes into consideration the general zoning differences between regions. Natural boundaries make the boundaries easier to understand, but are nowhere near as important as the first two. While cultural differences can be a source of pride and unity, I think they have no place in the distribution of power or of votes.
124. Population parity should be prioritized first because that's the most fair way to do it for all citizens and councillors. And so no councillor is overwhelmed by the amount of people they are representing.



- Natural boundaries and geographic features should be second because it makes the most sense when dividing. It keeps the wards clearly defined so there is no confusion.
125. its most important to try to capture communities of interest within wards, legible boundaries are good, but its more important to capture similar interests / issues
  126. I think this will help drive changes in our ward by having more of a say and more representation. I also feel one councillor per ward is best, our current two do not necessarily align on priorities and concerns and this is a major concern.
  127. although growth seems tied to parity, I agree with the overriding principle of effective representation, and having parity is tied to the rep by pop principle. Communities are the heart and soul of Guelph and deserve recognition.
  128. Ward boundaries should reflect neighbourhood and community groupings. Our Neighbourhood has closers links to Ward 5.
  129. Democratic ideal of representation by population
  130. First priority should be representation by population; then neighbourhood integrity; then parity for all wards; then geographic integrity.
  131. Neighborhood that already have a historical cohesion should not be broken apart.
  132. Ensuring Wards are diverse and not divisive. Long term stability.
  133. I feel like parity in population is very important, and this is tied to population growth. Communities of interest is #3 as it is important that similar neighbourhoods be grouped together, but not as important as population growth. Ward boundaries is #4 because I don't think it's very important.
  134. natural boundaries offer the most effective and fairness when deciding. Trying to organize ward boundaries in any other method can cause issues. Why do I belong in ward 1 if I live closer to the boundary of another ward, etc.
  135. It's good to keep areas with similar interests in one Ward. Population intensification is happening quickly and needs to be factored in, yet it is important to make sure there is a similar population size in each ward. I agree river boundaries often divide areas naturally into neighbourhoods, but street ones are often arbitrary.
  136. It is important that a defined neighborhood be in one ward and not split. Representation by population is an important value. Designing for future growth is least important because it skews away from the present in favour of the future.
  137. Fair representation
  138. We should not polarize population based on needs. Council should work for all citizens
  139. "Communities of interest" should take higher priority. The downtown is fragmented by too many ward boundaries
  140. Number of constituents in an area must be the first way to divide boundaries because other ways can influence certain voting blocks and disenfranchise people who live in a neighbourhood that might differ from their neighbours.
  141. Population growth is changing needs of area.
  142. Each voice matters so population size/parity and growth should matter most. Communities will naturally change, disperse, grow or be challenged over time



- based on human connections, regardless of arbitrary boundaries that are set, so this should be the least important factor for establishing the wards.
143. Population growth is last because it hasn't happened yet and we can change the boundaries again in 5-10 years as warranted, once the population growth is actually real. Population parity is first because it's the most fair "representative" principle - number of votes at council based on number of constituents is the foundation of democracy.
  144. Because of the University area - it has a community of interest around it. There should be population parity, and we need to plan ahead to include the growth areas in calculating that population.
  145. We have Riverside park here, river, #6 highway... lots of new town houses, new builds, but not sure that we have much Community interest??? No pool, no arena, no library so Interest??? not so much!! oh right we have Walmart
  146. the historic natural boundaries of the city are permanent - the north, east, south, west; in addition the original Guelph settlement downtown is something that is shared (or should be) by all areas of the city.
  147. The concept and actualization of community is paramount. As we have seen many times over the years, a cohesive "area" community can work together to advocate for effective change. This does not negate the concept of natural boundaries and in fact incorporates it.
  148. Thinking ahead to future growth which will be towards the 401 in the South end, it is only natural to do this and try to keep representation fairly equal. At the same time, we must not forget our natural areas and work around them.
  149. The equality of votes is my highest priority so parity comes (1st); population growth must be considered (2nd) as it may significantly impact parity of votes over time;  
Communities of common interest/neighbourhoods, should be respected as far as possible as they can be better served by commonality of need and the greater ease of clearer communication so I place that as (3rd);  
and lastly geographic or natural boundaries falls (4th) as I think in the main that most geographical divisions reflect already in the neighbourhoods.
  150. The more similar the residents of a ward are to each other, the more effective their councillor will be at representing them.
  151. most importantly people should know what their ward is so they can 1) contact their rep, 2) immediately understand if the Tribune is talking about them, 3) be consistent thru the years and not accused of gerrymandering

### **Off topic but worth remembering**

I am disappointed in the limited options provided. Key values are missing from this process. Which system will deliver the most proportionality? Which system will promote diversity and inclusion? We claim that we are striving to be an inclusive community, but this value is completely missing from this process.





I am disappointed in the limited choices offered. Proportionality is an important value in this community which is not reflected in the consultation. We also claim to want to promote diversity and inclusion. Why are we not starting with that as a value and examining which systems will promote diversity and inclusion?

This is how things need to be, the population growth is getting out of hand and needs to stop. We do not need to have representation by population as the current representation works fine as it is in Ward one. Guelph is becoming a Suburb of Toronto and it is destroying the Beauty of what this Great City USE to be. You are allowing skyscrapers to come in the downtown area which is doing nothing for this city except creating more traffic, less parking spaces as to why the Downtown will never be what it once was. You are increasing the population which has brought in more crime because the only ones able to buy in this city are coming again from Big Cities who work in these big Cities and do not spend their money in this city other than taxes. So for those who have lived all their life in Guelph and Work in Guelph can't afford to Live in Guelph. All thanks to our councillors giving into developers and the Government. So when we run out of Water who do we blame the ones that can't say NO?

### **On topic but no content**

My opinion of what's important  
Makes sense to me.  
That's what I care about.  
it made the most sense to me  
These are stupid pointless questions.

### **Off topic *and* abusive**

(There was one person who made disparaging comments about the mayor in every open-ended question)

## **Round two input**

Engagement during round two of the ward boundary review for the City of Guelph 2021

### **What was done**

The second round of consultation took 13 ward boundary options to the residents of Guelph for consideration and input. The 13 options were based on council's November 2020 directive to develop options for 8, 10, and 12 person council sizes, and on the prioritized principles from the first round of public consultations in January 2021.



## Communications:

The City of Guelph staff publicized the ward boundary review, recruited people to the online town hall meetings, and encourage people to provide input. The city employed a wide spectrum of communications and outreach tools, mainly digital because the consultation was digital.

- Updated engagement website site
- Emails to a targeted list of community groups
- Advertising and social media boosts
- Media release
- Screenscape billboards in city facilities and curbex signs in 3 locations
- Social media posts

As a result of this communication effort

- 1,161 people visited the engagement site
- 617 people read pages, downloaded documents, and interacted with some of the engagement tools
- Only a few people added pins and comments to the map tool “Places” and asked questions in the “Q and A” tool.
- Most importantly, 186 people completed the survey to provide input to the consulting team (either directly themselves or with assistance from someone else).

## Engagement:

- Hosted two online town hall events:
  - Presentations and live question and answers plus open discussions
  - Live streamed on [guelph.ca](http://guelph.ca) and Facebook, with comments open
- Shared documents on the engagement website page
  - 13 ward boundary options with maps, features, and benefits listed, plus a summary report and all previous background materials.
- Shared an interactive map tool for experimentation/play
  - Visitors could to turn on/off each of the 13 maps to compare with each other as “layers”.
- Shared maps of ward options for adding comments to
  - The engagement site has a “Places” tool that allows visitors to put pins and detailed comments directly onto each map.
- Posted answers to questions on the Q and A section of the engagement page
  - Added within days of the town hall meetings.
- Asked questions through a survey
  - For collecting insights and helping people to think through the large number of options. (i.e.: This was not an election, poll, or referendum.)



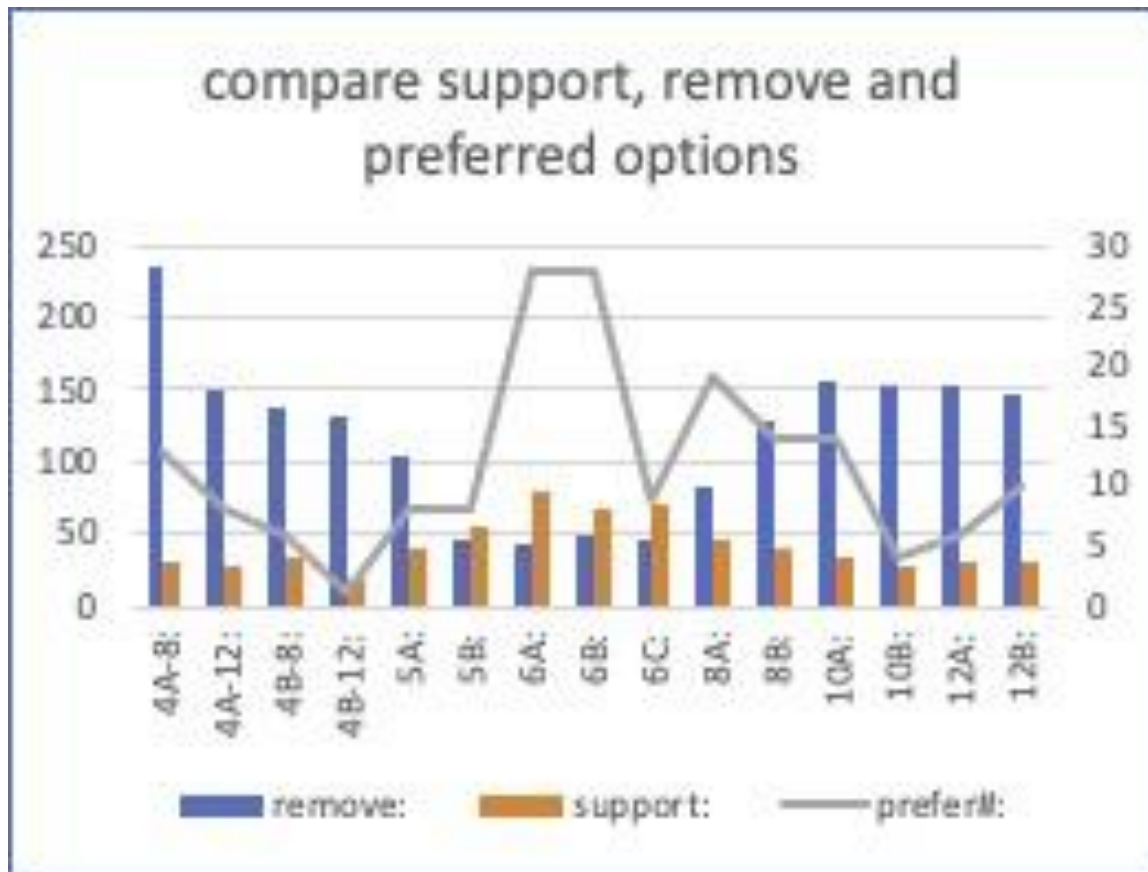
- People were asked which options they would remove, support, and prefer, and why.
- Ran a small focus group about the survey results 4 days after closing the survey.
  - To ensure the consulting team interprets survey input accurately.

## What we heard

- Roughly half of respondents (51 to 52%) support continuing the current model of a 12-person council with 2 councillors per ward. Comments in this and earlier rounds of consultation indicate the belief that large councils offer more representation and increased ability to connect to constituents. It was argued to be more democratic. This opinion shows up figure 1.0 in preference for two of the three 6-ward configuration options and greater “support” (orange bar) than “remove” (blue bar) indicators for those same options.
- There is an equal amount of support for reducing the council size. The assumptions from this and earlier consultations are that fewer councillors would cost less and fewer voices around the table makes for more efficient decision making. This set of opinions are more widely distributed across 8 different preferences (short orange bars in figure 1.0), so though might seem inconclusive, it totals 48 to 49%.
- There is support for the principle of 2 or more councillors to be elected per ward. Three of the four models contained that assumption and captured 63% of the preferences (grey line in figure 1.0). The structure of the options essentially biases the results towards this conclusion so it may not be a strong indicator. Comments from this and previous rounds of consultation express the belief that having two or more councillors representing a ward might improve the diversity of representation and hope for those who would like to transition away from first-past-the-post voting. That said, cases were also made for 1 representative per ward because it might reduce council size and cost, and that it is more “normal” for the voter experience, especially of new residents of Guelph.
- When presented with so many options people are twice as clear about what they do not want (1761 “remove” recommendations) than what they do want (633 “support” recommendations). And not everyone could state a single preference (176 out of 186).
- Only 4 of the options received more pro than con sentiments (orange bar longer than blue bar in figure 1.0). This information coupled with the “preferred” (grey line in figure 1.0) provides solid clues to which models to bring to the third round of consultation. For example, one of the two 4-ward 8-councillor models was indicated as “preferred” by a number of people, but it was rejected by a much larger number, so it was not brought forward for further consideration.
- Opinions about whether councillors should be full-time or part-time showed a preference towards full-time (44%). But 31% preferred part-time and a large proportion, 20% were unsure (and 5% skipped the question altogether) so the



results may be strong indicators of preference for full time councillors but probably not the final word on the matter.



### What It May Indicate

- There are four ward boundary options that the consulting team will revise using some of the detailed suggestions and then put forward for further consideration in the third round of public consultation. The four models crystalize the interests in the community and are listed in increasing degree of change from least-change to most. (They will need to be renamed).
  - 6A Is the least-change option that retains the current composition (6 wards with 2 councillors per ward) and tinkers with the existing ward boundaries to improve population balance but only somewhat.
  - 6B Keeps the council composition (6 wards with 2 councillors each) yet disrupts the ward geography in the interest of achieving better long-term population balance and perhaps better-defined communities of interest.
  - 5B Retains the 2-councillor per ward element and achieves very good population balance and defined communities of interest while reducing the size of council slightly from 12 to 10.

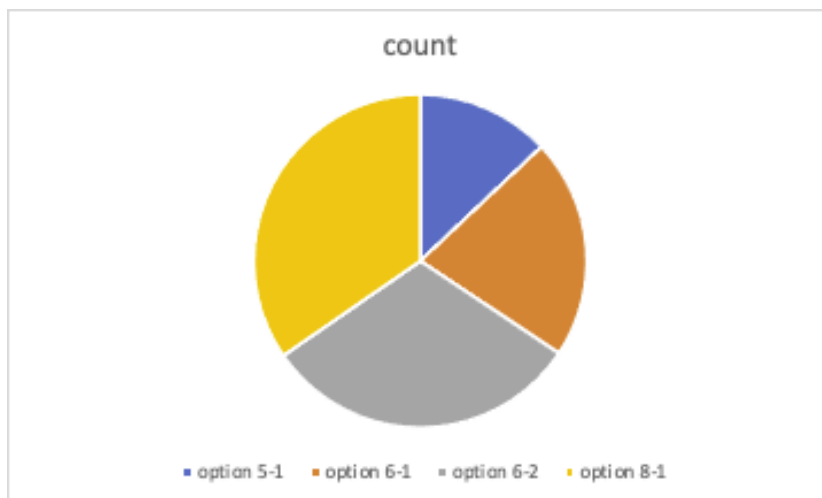


- 8A reduces the size of the wards to make them easier for councillors to represent, achieves good population balance, and reduces the total size of council at the expense of having 2 councillors per ward.

## Round three input

The third round was easier to request and receive input because there were only four final options to consider. People were asked which option they would prefer and why and what could improve it, and why they disliked the other three options. This is what they said.

option	count	percentage
option 5-1	51	13%
option 6-1	84	21%
option 6-2	122	31%
option 8-1	136	35%
TOTAL	393	100%



### Q2 What do you like about option 5-1 that you ranked #1?

- Shapes map much better onto geography and community
- I think the boundaries make more sense and 5 wards should be enough.
- Fewer wards for more diverse issues specific to each ward. Would like to have seen a 5 ward and 5 fulltime councillors. Guelph really doesn't need 10 part time councillors and 5 could save a few dollars on Total Salary costs.
- Smaller council, not too disruptive
- Smaller council but good population size and diverse communities.
- Option 5-5: 2 councillors per ward. Less councillors so when we do move to full time councillors, which will eventually happen if not soon, costs are down a bit. But option 6-1 is a close second.



- Smaller council allows for a better opportunity to work together with less adversity
- Clean, simple, 2 councillors per ward.
- The boundaries as they create smaller yet bigger community areas.  
Two counsellors per ward for balance on issues.  
I like that Ward two is on both sides of the river....maybe we can build a bridge????  
A more equal distribution of the population in each ward.
- Less money in salaries and therefore money can actually be put towards city services that we DO NOT get. Like .... SOUTH END REC CENTRE!!!!
- I like that option 5-1 brings population parity and further representation for each ward with increased population. I also like the reduction in the size of council, while still offering multiple perspectives within each ward.
- Fewer wards and councillors
- The downtown core is kept together in a single ward
- means increases in salary to councillors can be absorbed more readily
- Seems balanced with room for population growth. I strongly agree with the use of natural boundaries rather than arbitrary ones where possible. The rivers create these natural dividing lines.
- More fiscally responsible. Comparing population representation/councillor to other large cities
- My top priority is 2 councillors per ward. I like 5-1 for the simpler ward structure with only 5 Wards because it is easier to understand. I also think paying for full time councillors should be planned for and moving to few councillors helps with that.
- Preference ranking: 3,2,1,4  
3 preferred because it maintains the size of council, reaches reasonable population parity and keeps more communities of interest intact
- Smaller council, good population parity, 2 councillors per ward
- 5-1. This ward represents where we spend the most time. Puts us in the downtown core. That is where we shop, spend time, and our money. The homes in this ward are similar in type.
- Feels like the most natural grouping in terms of sub-neighbourhoods which are grouped together. Keeps our house within a ward that makes sense based on how we live and spend our time/money and where our kids go to school. I think council of 10 is a nice size (so long as all councillors are dedicated in full time roles).
- Smaller council and larger wards
- Good population parity but smaller council
- Ward boundaries made the most sense and 10-person council is a good number
- Mainly, smaller (more efficient/less expensive) council with fairly even representation while retaining 2 councillors per ward; also, logical boundaries & good reflection of communities.
- Good population served with common interests



- It was a bit of a tie between 5-1 and 8-1.  
I prefer the boundaries of 8-1. They represent best how I view our city geographically in terms of neighbourhoods. But 1 councillor per Ward is a bit concerning.  
5-1 wards are larger that I would prefer, but of all the choices seems a good compromise between the two as it will retain 2 councillors. Neighbourhoods are similar enough.
- I do not have a preference. All seem intent on splitting up St. Patrick's Ward. If it becomes necessary to do so, why not simply lump the ugly new condo developments on the Speed with the downtown and leave St. Patrick's Ward alone. I really do not see the point of creating new wards if you intend on snuffing out St. Patrick's Ward.
- Like communities are in the same wards.
- Number remains the same. Ward is in within downtown area
- Closest to what we have now and on par with current population/future population
- I believe we need less councillors and a 311 system
- Fewer councillors.
- The boundaries make more sense. Councillor numbers good
- Geographical and numerical balance; reduction in the number of councillors overall.
- Option 5-1 divides similar neighbourhoods/communities the least, while keeping a good population distribution.
- I prefer less people on council. I choose 5 wards over 8 simply because there are 2 people in each ward. It's a lot of pressure to have 1 person represent a much bigger ward so I think having 2 people is good. If that 1 person is going through something or gets ill with the flu (or whatever), I think having a 2nd person is a good option.
- Our council is larger than other similar communities, which results in increased costs for salaries. It needs to be made smaller both to save costs and to increase efficiency.
- Simple. Less councillors required.
- Less wards, easier
- It makes the most sense for each area in how they were developed into the city over time. My only dislike is that Ward 1 needs to remain the centre of our city. It is historically the first Ward of Guelph and should remain so!

### **Q3 Is there a way model 5-1 of ward boundaries can be improved?**

- Its pretty good. There are some edges between Ward 1 and 2 and 3 that could be debated (in terms of age and character), but it starts to break down too finely.
- Time will tell... but looks fine for now.
- More opportunities for residents to engage.



- Option 5:1: If you wanted to shift a few people from Ward 4 to 5 you could move the triangle south of Stone and west of the Hanlon into Ward 5. Arguably that neighbourhood is more closely aligned with Kortright Hills in Ward 5, than with the College/Stone neighbourhood north of them in Ward 4.
- No opinion
- The proposed Wards 2 and 3 could creep across the river a bit.
- Even less councillors. More for recreation
- No I don't think so. I like the use of natural landmarks and major roadways and it seems as though the population parity is as good as it can be.
- The numbering system should be changed so that the new Ward 2 is named Ward 1. This would retain the Ward 1 designation for the historic "Ward" (St. Patrick's ward area).
- KEEP 2 councillors. KEEP part time
- I am ok with the boundaries - not that important to me.
- Not that I am aware of
- Maybe move ward 2 down (east) to college. But I'm not bothered. I like 5-1
- I think 2 councillors per ward is potentially bad for decisive action - will they spend half their time doing handovers or catching each other up on the goings on? Like the right and the left hand might not be well coordinated. I'd want to avoid having 2 councillors who see the role as a side job/hobby vs having it be a dedicated full time job for one or both councillors. I think council positions should be full time, flex work jobs to increase equity amongst potential candidates and their potential for getting things done.
- No
- I really like the suggested way.
- My strongest request would be for the proposed Ward 2 area to be renamed/retain the Ward 1 designation. The original St Patricks/Ward 1 has significant historical meaning to long time residents of Guelph. It may seem like just a name, but there's a sense of pride and history in "The Ward" that would be heartbreaking to lose. I'm doubtful there will be a very large response on Have Your Say about this, but am sure there would be a consensus.
- Yes. Simply shift the newly anointed condo developments on the former Wood's property to the Downtown and leave the rest of St. Patrick's Ward alone. Although, admittedly, it would be lovely if you could lump the abominations now almost completed on Huron St. - an uncultured waste of space and very intrusive to the character of the neighbourhood (except for the former Northern Rubber building) with the above asinine developments. These cardboard cut out and cheaply constructed structures are going to detract from the charm of St. Patrick's Ward.
- I'm not sure
- Yes don't split the Northwest section at the Hanlon
- No
- The only downside I believe is that each counselor represents more residents, although I don't think this is a huge deal.





- Whatever option is chosen, I believe the Mayor's job is to rally and lead the council. At the moment, council does not look or feel like a united front. It's still very divided between the Wards and I think that's too bad. "I wanted this option but council voted against me" should never be spoken - if a decision is made, all people on council should get on board and see how this idea can be rolled out. Deal with the decision, get on board and move on.
- I would say no, seems very comprehensive. How much time and cost has gone into this?
- Let the downtown and surrounding area remain Ward 1!!

**Q4 Since you ranked option 5-1 first, What do you NOT like about the other three options (ranked #2, 3, 4)?**

- 6 wards too similar to present  
8 wards too small (despite one councillor per ward)
- Too many wards
- Too many wards/councillors for such a small population. Makes important issues harder to push through or come to resolution.
- 3 & 4 no reduction in council size
- Boundary changes.,
- #4 Option 8-1, is bad because there is only one councillor per ward. In order to have any hope of a proportional representation we need at least 2 councillors per ward. Option 6-1 is fine. Option 6-2 is worse because the population split is not as good.
- I do not like the idea of only 1 councillor per ward. You need more than 1 so that there is an opportunity for a different opinion and not 1 person can control the narrative for the ward. It provides a fairer representation
- I don't like the idea of only one councillor per ward, so option 8-1 is a non-starter for me. Also I like the idea of a greater sense of community, moving away from smaller silos which is what the Wards look like in this option.  
The others are not bad, it's just the boundaries that seem a little odd somehow.
- 8 wards is too many. We need two counsellors per ward to keep balance. 6 wards is ok but the population distribution in five is more consistent. Keep it simple.
- Too much pay out for salaries of people that DO NOT get things done
- I think we do need to reduce the size of council. I don't think 8 councillors, being the only one to represent their ward will give the diversity in thought we need. 8 wards seems too much and the current model needs to change, not just the boundaries.
- I do not want paid councillors, the fewer wards and councillors the better
- Strongly dislike 6-1 - it is least preferred as it splits a Ward over the Eramosa river and no longer includes the historic St. Patrick's ward with the downtown area.



- 8 wards is RIDICULOUS
- 8 wards is too many. Arbitrary ward boundaries don't make sense to me. Strongly want to keep part time councillors.
- I do not like 4 as there is only one councillor per ward.
- I still like to vote for two counselors but if they want a smaller council I guess five wards is alright
- Dislike the decreased size of council and therefore representation in options 1 and 4. Option 2 is okay, but I prefer the boundaries drawn in option 3.
- I don't like the bigger councils of the 12 member sized ones. The other wards put our house in zones where we don't spend much time and isn't representative of where we live.
- 8 wards is just too many and unnecessarily parsing the city. I don't like grouping older established neighborhoods with new housing developments. Seems like it would lead to discord within a ward to be set up like this as needs/values/preferences potentially collide.
- I do not think we need more wards
  - 2 -council too big
  - 3 -council too small
  - 4 - need population parity
- In the two 6-ward options, larger (more expensive) councils. In the 8-ward option, potentially more expensive council if positions are full-time, and no back-up councillor in case of illness or vacation.
- To me, one seems very jumbled and the other has no context
- 6-1: The proposed Ward 4 is too large and the neighbourhoods too diverse in terms of interest (University/East End/The Ward)  
6-2: Cuts neighbourhoods in unusual sections (Brant/Waverly) and Ward 6 looks far too big.
- Actually, I find them all mutually repugnant and question the logic of doing this in the first place.
- I want to see less councillors and a 311 system
- 8 wards needs too many councillors.
- They seemed less balanced in future population distribution and/or more complicated in devising boundary lines.
- I don't believe the boundaries in the other 3 options do not align as well with the neighbourhoods/communities.
- No need to have 6 Wards here in Guelph and 12 people - it's too many. I feel like 6-hour council meetings = the meeting is not being led effectively. It needs to be a team that works TOGETHER, not independently.
- We do not need a 12 person council for a community of our size
- The more Wards, the more councillors need to be paid. I am opposed to the expense. City of Guelph taxes are already high and need to be brought under control.
- Too many wards



- I don't like the numbering changes in all of them not maintaining that Ward 1 needs to be the centre and downtown area for historical reasons. The city is built around this core and is the heart of our city. It is the first ward of Guelph let it remain so!!! I also prefer that each ward has two representatives.

## **Q2 What do you like about your preferred option 6-1 that you ranked #1?**

- Everything else will marginalize the East End even more. Also best representation of actual communities across Guelph.
- I do not want to see the system revised to have fewer councillors. This option seems to balance maintaining councillor numbers with ward population parity in the future.
- Keeps enough councillors to ensure best diversity
- It maintains total council size (Guelph is growing not shrinking), it maintains 2 councillors per ward, it keeps the downtown community mostly together in a single ward
- Maintain two councillors (it is important to NOT have first past the post) so they could arrange meeting coverage even when one of them is away on other business. Two councillors could split multiple issues so none "fall through the cracks".
- 2 councillors per ward and more wards is more representative, Guelph is growing not shrinking.
- IN OUR CITY WE NEED AT LEAST 12 COUNCILLORS AND A CHOICE OF UP TO 2
- More elected representatives
- Communities of interest within each ward.
- It seems to provide balance for future growth as well as work load for the councillors
- I think it reflects more diversity in the wards with the exception of the south end. It seems to represent a balance of older and newer neighborhoods. I prefer 2 councillors part time for better representation.
- Good population across wards. 2 councillors per ward
- Boundaries that make sense based on communities
- It uses the speed river as the boundary between the wards to the east and west of it (not Woolwich, as in 6-2, which is arbitrary and separates communities of interest). It recognizes the commonalities of interest and history between the neighbourhoods in the near-west of downtown and those further to the north and west, where I live (ward 2 on this map). I find its division of wards 3, 5, and 6 appropriate also
- Greatest sum of councillors at city hall.
- I think each ward needs two councillors and I like the boundaries as is
- I like that this is an improved modification of the current system considering population parity, etc. I think the current Ward boundaries have allowed for a sense of culture/community development over the past 30 years and people may



struggle with being in different wards. I like that this maintains the integrity and culture of the original system while also considering population parity (esp. for Ward 6, where I am, which is projected to see significant growth).

- It keeps the current level of representation but with better ward boundaries
- ward boundaries make good sense in relation to geography and communities of interest; population growth requires larger council; 2 councillors per ward is vital
- Larger council, more pop parity, more possibilities for diversity of representation
- Best option without throwing out existing structure
- To be able to call this a democratic city, we need more counselors not less.
- It's the closest to the status quo, which doesn't need drastic change.
- Clear and simple
- I prefer wards have 2 councillors to encourage a diversity of opinions are represented.
- Adjustments have been kept to a minimum which keeps confusion to a minimum. More importantly it preserves the two councillor model.
- 2 councillors per ward and similar to the past
- more representation
- It allows for more input and diversity of view points. In order to accurately as possible represent various views within a given ward, we need 2 councillors. We Also need the geographic area that they represent to be as discreet as possible.
- It does not lessen the number of councillors and hence representation. The boundaries seem reasonable.
- I like to live in a smaller ward
- I don't see ward boundaries or size of council to be such a concern that it warrants massive reform.
- Relative continuity with existing system while population balance among wards is addressed.
- It follows the natural Geographical boundaries of the areas, and the neighborhoods are not separated and everything is congruent.
- Democracy requires more voices, not fewer.
- 2 counselors per ward, maintaining 12 member council,
- Prefer Status Quo
- The ward boundaries and 2 councillors for each.
- It seems to us that the status quo works well, and has worked well for years. Part-time councillors (2/ward) have more than enough to do, and putting it down to 1/ward would mean they are overworked. Changing the boundaries to reflect population changes is good. We feel that different wards have different personalities. This is a good thing, in our opinion
- Options 6-1 and 6-2 both maintain a total of 12 councillors. I prefer 6-1 because its wards appear to represent a more diverse range of neighborhoods and constituents. The wards include more equitable distributions of suburbs, higher density urban areas, industrial zones, etc.
- Maintains the total of 12 City councillors rather than reducing it.



- 12 voices gives good input into any decisions. I think the councillors work hard and having 2 per ward is important.
- It works fine now.
- Appears to be best at maintaining the reasons people choose to come to Guelph, the "neighborhood atmosphere" that currently exists in most areas. Looks to be best at keeping existing "neighborhoods" reasonably intact. It also appears to give the best chance that new construction will not be creating (many more of) the parking disasters that exists in so many areas as a consequence of 'planning' and acceding to developer 'requests' for zoning changes. (Many of which I suspect end up being recommended to council by employees who do not have to live with the consequences of them.) Assuming, that is, that current and future councils will strengthen parking space requirements for new construction. The current 'requirements' are woefully inadequate and do nothing to avoid future parking issues. Turning residential streets into overflow parking areas for multiple unit housing projects does nothing but make the lives of those living along such streets much more dangerous, and also creates major problems for city employees trying to maintain them during adverse weather conditions. One would think that builders would be required to have as many parking spaces for multiple unit buildings as there are bedrooms, with at least a two per unit minimum. The majority of those should be built UNDER those structures. Additionally it creates major problems for city employees to maintain them during adverse weather conditions.
- Maximizes representation, reflects public opinion already expressed
- Choose 6-1
  - division of Wards using major arteries and natural boundaries
  - each ward has diversity of population and activities within the boundary
  - the Wards relate to how people relate to their areas of the city
  - under 6-2, Wards 1 and 4 are appropriate in division and does not orphan the east side of the city
  - under 6-1, Wards 5 and 6 are appropriately divided for current and future function and population
  - did not show a preference for a numbering other options either 3 or 4 as both Map 5-1 and 8-1 are not comparable or of interest
- Best reflects the geographic and demographic mix of the distinctive areas that comprise the city
- Need two councillors per ward. I like the wards similar to current.
- I think the way our current system is works well. People barely know what their ward is right now; changing this would create more confusion.
- Natural boundaries. Population evenly spread
- We feel that 6 wards are adequate.
- Groups the downtown together in a single ward
- 6 wards for 12 councillors like the way the east is split in this model
- It combines the Saint Patrick's Ward with downtown and has multiple members.
- Opportunities for growth



- Changing boundaries based on future population growth in the south end. I also think that there will be more interest in future council members if it remains a part time position, people will enter into it for the right reasons.
- The boundaries keep neighbourhoods with similar needs and issues within the same ward.
- Best representation and division of areas
- That residential and business are separated.
- proportional representation
- Redistribution of the current ward system seems like a logical step forward.
- It appears to represent neighbourhoods more equitably. I like having the ward represented by two councillors. They are both very responsive to their constituents.
- Boundaries make sense with the neighborhood areas included. There are distinct differences in areas of the city.
- It allows Wards to remain about the same as before. I believe it is the best scenario, as Ward 4 where I am in will remain intact. Having become familiar with, and memorized all of Guelphs boundaries and wards, I can identify their uniqueness of character. I just like the ward boundaries as is.
- Better for serving communities of interest
- Parts of the city will not be forgotten simply due to the massive population boom in the south end
- Largest representation
- Good population split by 2031, like natural geographic markers
- 2 councillors per; downtown kept mostly together
- 2 councillors.
- Like 2 councillors and geographic boundaries
- Most councillors
- -12 councillors total;
  - population parity in 2021 (except Ward 5, but that improves by 2031);
  - population parity in 2031;
  - not a radical change in ward boundaries. NOTE: it would have made much more sense (and thus would have made it easier to compare population charts - without having to print everything out) to keep the SAME names for the slightly altered NEW wards. (Why give wards 1 to 4 new names? There was no reason to do this!)
- 12 councillors
- 12 councillors - but must be full time.

### **Q3 Is there a way this preferred model 6-1 of ward boundaries can be improved?**

- Positions for equity seeking groups
- Not that I can see.
- N/A



- No
- increase wards to 8 with 2 councillors each.
- I find the creation of a ward out of the University of Guelph and the neighbourhoods to the north and east of the Eramosa River bizarre. There is no community of interest in these places and excepting Victoria Road, there is in fact no way to even cross from the University to those neighbourhoods. I do not think the proposed Ward 4 makes any sense, and I would think that those living at the University of Guelph have far more in common with those people living immediately across Gordon to the west, and down Gordon hill towards the river. The choice to use Gordon Street as a dividing line is very strange. This maps' Ward 4 would probably make far more sense if it did not include the University of Guelph but instead included those neighbourhoods to the north in the proposed new Ward 1.
- Population, demographics, internal solidarity
- This is perhaps not related to ward boundaries per se but I was a bit disappointed to see just one option for full-time councillors. I strongly feel that labelling a role "part-time" but expecting councillors to complete a necessary workload, which is not necessarily part-time in nature, is problematic for our councillors and a hindrance for the talent pool of potential councillors if folks are expected to dedicate f/t hours to a role and are therefore unable to hold other employment, but are not compensated as such (potentially restricts role to those in affluent positions that can afford this). I suspect many councillors are putting in significantly more than p/t hours. I would urge the city to consider making these roles f/t with whichever ward boundary model.
- Unknown
- Get rid of council involvement - a conflict of interest. Use a referendum and respect the will of the citizenry.
- Unless we increase the number of counselors I feel we should leave the wards as is.
- No, it's good as it is.
- Not sure
- Tweaks can be made as population grows.
- don't know
- no
- Geography in Guelph tends to set natural ward boundaries and along which neighborhood groups are established and identified. These should be maintained wherever possible.
- They seem reasonable.
- Not sure
- Not so much with ward boundaries but rather composition. I think the model of 2 part-time councillors works well - why reduce the size of council?
- If it could be reimaged to allow for a downtown ward (like ward 3 in option 8-1) while not resorting to 8 wards.
- Extend Ward 1 along Victoria road to the banks of the Eramosa River.



- Proportional Representation!!
- No.
- Not qualified to comment
- We should be increasing the total number of councillors since we are anticipating the city to grow.
- I'd prefer to have more councillors to represent each ward of Guelph.
- Don't know
- No.
- Not if you wish to preserve viable "landmark", "neighborhood", or "major street" boundaries.
  - -far be it for me to undo all the work that has gone into this
  - the boundaries are appropriate as well supportive with regard to historic matters that will no doubt be raised again and therefore make researching and community recollection much easier and stronger
- Better councillors but that's not structural
- Not that I can think of.
- No
- No
- The Ward 2 map could be improved by adding some of the areas west of downtown and or Exhibition park and losing area north of Speedvale. There are strong cultural similarities with the more downtown neighborhoods.
- No
- No
- Ward 4: use College Ave instead of Stone as the boundary line, thus including the University proper entirely within Ward 5.
- Not sure.
- I believe they currently do not need much improving.
- slight boundary adjustments fine
- Do not see clear option
- Could expand to include areas close to downtown on the other side of the river
- by population balance
- Smaller wards, meaning more wards
- Best to stay what people know, accounting for pop growth.

**Q4 Since you ranked option 6-1 first, what do you NOT like about the other three options (ranked #2, 3, 4)?**

- Does not represent communities and lumps together areas with conflicting priorities.
- 2 seems fine. I can not support a revision that sees a reduction in representation through the reduction of City councillors. I do not believe that fewer councillors will lead to more "effective" governance for everyone, only easier governance for the few who can more heavily fund campaigns.





- I do not like the idea of a smaller council, research shows it decreases diversity which means poor representation and council.
- 6-2 splits downtown up by using Gordon/Norfolk/Woolwich as a boundary, 5-B shrinks total size of council (Guelph is growing not shrinking - I would only accept this proposal IF councillors were full-time), 8-1 shrinks council a lot and only allows for 1 councillor per ward and therefore is totally unacceptable EVEN IF councillors were made full-time
- Option 6-2 adds more commercial and less residential into my ward.  
Option 5-1 although it may save councillor costs (government has a way of finding ways to spend efficiency savings) additional territory to cover could mean less attention to specific issues.  
Option 8-1 reduced or no coverage for the public if councillor is on vacation, away on family emergency, etc.
- I don't like smaller council size or only 1 councillor per ward.
- I do not want less than 2 and I think we deserve 6 wards in our city as status quo
- Fewer elected representatives- less democratic
- I like #2 as well but prefer the divisions in #1.  
#3 The divisions don't reflect communities of interest.  
#4 only 1 councillor
- 5-wards would be too much work for the councillors. The 8-wards is far too many wards at this point in time but could be used in the future as the city of Guelph expands.
- We need 2 councillors per ward. 8 wards would allow for population growth.
- Keep real boundaries of communities. The rivers, the Hanlon, etc. are actual dividing lines in these communities and need to be used for the divisions
- 6-2 uses Woolwich as a dividing line between east and west, instead of the Speed River which would make far more sense. As someone who once lived in the one-block corridor to the east of Woolwich and west of the river, I have always found this an arbitrary and unhelpful boundary.  
8-1 would only have one councillor per ward, which I think will reduce representation and have negative effects on our ability to get results and have our voices heard. I also find the boundaries suboptimal. There is a natural community of interest with strong historic ties north and south of London Road, which this map proposes to separate into two wards. While I appreciate that the new "Ward 3" has a strong historic character, as the original streets of the city in the mid 19th century, those residents living on the east and west sides of the river and downtown have quite different issues today.  
5-1 reduces the number of wards and councillors, which I see as suboptimal to either 6-1 or 6-2, although the boundaries are probably fine.
- I don't like one councillor over Ward nor larger wards
- I like the 8 wards (second option) due to potential for f/t councillors, though worry that there wouldn't be enough discrepancy in the wants/needs of smaller wards when so nuanced. 3 was OK but I don't think we as citizens need LESS representation with the city... 4 - the current model - was not a viable option - way



too much difference in population, and I thought that was the whole reason for this ward boundary review - recognizing flaws in current system.

- The ward boundaries are more in the middle of roads instead of on natural boundaries. and there tends to be less councillors/representation
- Ward neighbourhoods too disparate; 1-councillor option is not good for Guelph
- Small council risks lack of different opinions and diverse representation opportunities
- The boundaries on #2 aren't as balanced, #3 and #4 are not viable with part-time councillors
- To few wards & counselors for a city of our size.
- They give too much representation to higher income neighbourhoods and less to lower income.
- Not as clear or simple
- I'm not an expert but choices 1&2 seem like the best distribution of people and interests.
- Model 8-1 had the effect of increasing the resident to councillor ratio as did 5-1, it's hard enough to get one's voice heard without making things more difficult. Option 6-2 fudged the boundaries too much.
- less representation
- Re: Option 8-1 ; 1 councillor per ward is not sufficient and lends itself to a lack of diversity of citizens points of view.
- #2 was okay too. 3 and 4 reduce the number of councillors and that is a bad thing. Less people means less ideas and less discussion. Our electoral system leads to disengagement due to lack of representation. E.g.: provincial majority government that received roughly 40% support from 60% who voted. Locally we should not move in that direction.
- The Mayor is setting himself up for control...a King grabbing power.
- The idea of larger wards or a smaller council is not appealing and reduces the opportunity to communicate concerns. That my ward has two part-time councillors (both with varying backgrounds and outlooks) that I can contact is a good thing.
- 5-1 is too generalized to allow for specific ward interests to be represented; 6-2 is too Balkanized, resulting in three suburban wards; prefer two councillors per ward therefore not placing 8-1 highest.
- They separate and divide established neighborhoods in Guelph.
- Reduced representation makes it easier for special interests to manipulate the council.
- Don't Want Single Counsellor. Don't Want Reduced Council size.
- I don't want a larger number of councillors. I would want to keep the councillors part-time and amateur in nature.
- The ward boundaries. More constituents per councillor. Less representation.
- #2 very similar to #1, except for unnecessary boundary changes. #3 larger is by no means automatically better. #4 too much work for 1 councillor/ward



- They reduce the total number of councillors and they appear to have a less diverse range of neighborhoods.
- It reduces the number of councillors while it should be increasing with the city's growth.
- I think in a city this size we definitely need 12 councillors.
- We don't need more counsellors when we are all having to tighten our belts.
- The 5-1 option gives too few people too much decision making power and consequently implies that city employee 'recommendations' would become more relied upon to aid in making those decisions. THAT would be a very bad situation since many of those making recommendations to council are not residents. (I do NOT apologize for thinking that non-residential employees should have NO input into making recommendations that do not have a direct effect on them or their families. The best choices for what is done in a city always comes from those who live in them and want to see nothing but the best for themselves, their neighbors, and their city. Moreover, they tend to think more conservatively and wisely in how their taxes are used, something that non-residents rarely, if ever make a priority and inclusive in their determinations.) I placed it 2nd ONLY because it leaves most existing neighborhoods intact. I would have placed 6-2 second except it's new Ward boundaries were to me too radical in their arrangement. And yes, I understand that it was done to try and balance the number of residents in each Ward. Nevertheless, I placed it third for that reason.

I gave very little consideration for the 8-1 choice because I did not like the thought of the change in the council makeup. I think it would, as most other 'choices' seem to be, leading to a recommendation that councillor positions become a full-time, higher compensated position. What Guelph needs is NOT full-time elected representation which, inevitably, leads to added benefits and ever increasing salaries and compensation packages, not to mention life-time type 'retirement benefits'.

I might reconsider about the full time councillors, but only if they receive NO additional financial compensation beyond a reasonable salary (contingent on hours actually working on Guelph issues and accessibility to them by their respective constituents), or benefits.

That and the ability of those constituents to, if that constituency petitions for it, have a recall process be written into their 'job requirements'. I believe that being able to take a councillor out of their elective position should be a part of the same process by which they are put into it. Petitions containing the number of voters that put them into office should also be sufficient to remove them from it. Such an ability should help ensure that councillors will, in fact, take very, very seriously the votes they cast on their constituent's behalf.

- Poorer representation
- -the other proposals have either wards that are really too large for councillors to be effective, the borders are incongruous to the way people relate to areas of the city, there is a potential to create impoverished views around the council table



due to a homogeneity of ward (vs diversity of people, activities and issues).

-do not support full-time councillors as part-time will ensure a diversity of men and women run for the council seats

- Prefer two councillors and similar wards to current
- I don't want to see a smaller council. I like the two councillors per ward system. Would like to see ranked ballots for voting in this system.
- The number of wards (5 or 8). Using roads as boundaries instead of natural features.
- 2...not much different than 1 except for the boundaries. 3 and 4 - with the growth in population why reduce the council and councillors. No need to increase amount of wards. For No. 4 this could be considered for the future pending growth patterns.
- Divides the downtown up
- To many wards in 8-1 only 5 in one how does that makes sense with 12 councillors. The other model with 6 was ok just didn't like east end as all one ward
- 6-2 has Saint Patrick's ward and downtown in separate wards. It would be best to have all the are covered by the Downtown Secondary plan in the same ward. Option 8-1 has only 1 member per ward. I prefer multiple member wards so that they can be combined with ranked balloting to make a more proportional system.
- They would have unequal population in 10 years
- The 8 full or part time option - what if they all choose part time? fewer councillors and fewer hours of work per week than we currently have. When would they decide full or part time? would it become an election issue?
- The boundaries separate neighbourhoods in a way that breaks up areas with similar needs or issues. Ex Sunny Acres being in a different ward than The Junction seems silly - using the Hanlon as the boundary makes far more sense than Edinburgh in this example.
- Less representation. Overlapping of areas and new developments with old areas is out of touch with reality
- I was really only interested in the Ward
- I think the council of 12 (with the Mayor being the 13th) is a good size and is working well currently. I don't think we need to go smaller. If we're maintaining six wards, adjusting them is better than wholesale change.
- I like option 2 as well - and would favor status quo if that's the majority opinion. Re: #3 for a growing city like Guelph, 10 wards is too small to represent everyone fairly and an #4 is by far the worst option. It could only work with a full-time councillor. I disagree with the consultants' recommendations for our city.
- I think with 5 wards it is too much area for one councillor to cover. That's a lot of residents with concerns in each ward. They will be spread too thin. Also, it will be less siloed with more voices at the table.
- I do not like the location & size of their boundaries. Too much shifting of wards as well as having our original ward 4 changed.
- Poor for serving communities of interest and size



- Worried that the city will be controlled by south end due to population and rest of city's issues will be forgotten and ignored.
- Reduced representation
- All have poorer population split by 2031 and worse boundary splits
- Don't want one councillor per ward; 8 wards seems to many
- Need 2 councillors per ward
- Do not like 1 councillors or too large wards
- One councillor only or smaller council. There is no need to expand council, but I don't think rolling it back in size is necessary to avoid any bloat that may come in the future with our population explosion
- It was REALLY tough to choose between 6.1 and 6.2
  - But in 6.2, Ward 6's 2031 population variance is too high - especially if Clair/Malty becomes more densified than is currently planned.
    - #3: Smaller council - fewer voices around the horseshoe. Bigger wards - bigger constituent to councillor ratio
    - #4: Smaller council - fewer voices around the horseshoe. Only 1 councillor per ward. Ward 8's 2031 population variance is too high (again, even more if Clair/Maltby becomes more dense)
- In the absence of info regarding Clair/Maltby and the Dolime lands, I think it's best to adjust the boundaries of the 6 wards for population parity.
- #2 okay
- Rank #2 okay as long as full time councillors. The other choices do not provided democratic representation as city grows to 200,000.

## **Q2 What do you like about your preferred option 6-2 that you ranked #1?**

- Better alignment with boundaries and issues
- 2 councillors per ward improves communication and engagement. Neighbourhoods with similar concerns are largely grouped together.
- Keeps more councillors - the larger number of councillors, the better represented citizens are.
- 2 councillors/ward; pop parity & communities of interest
- The advantage of incumbency is very large in Guelph. Because of this and my experience of having worked to get councillors elected I think it important that the wards not be so large that a newcomer cannot effectively canvas the whole ward. It also increases the likelihood of having a good councillor who will respond to concerns in a ward.
- Like the improved parity and communities of interest. Most important, I believe that more councillors are preferable to fewer given a large growing city of diverse needs and interests.
- good boundaries and 2 representatives to cover more diverse groups where needed
- It has 12 councillors, 6 wards.
- I stay in ward 1 with councillor Gibson



- The old ward boundaries are outdated
- less splitting of wards within existing neighbourhoods, still provides population balance
- two councillors per ward
- Good population balance and having two councillors per ward.
- Ward boundary provides GTA commuters the least influence on council
- The boundaries are easily recognized and the six wards as delineated have identifiable common interests
- 2 councillors per ward. Some improvement to boundaries.
- better able to accommodate proportional rep. in the future,
- Roles should be part time and there should be 2 elected councillors; part time and not full time; this is a public service, hopefully with skills, and not politicians motivated by income or benefits
- It keeps My neighbourhood grouped with similar neighbourhoods that have similar issues
- Prefer 2 councillors/ward, population parity between wards and communities of interest
- ward characteristics
- Good representation, better population balance
- The only two that don't reduce representation.
- Work of councillors more evenly distributed and 2 from each ward for better representation
- Smaller wards = better representation
- Even population distribution while retaining similar ward arrangement to present.
- Interesting improvement on the current composition
- Maintains multiple councillors per ward, better boundaries than current
- Maintains very effective current model, with clearer boundaries
- I do not want to reduce the total number of councillors, and it is especially important to me to have two councillors per ward. I prefer 6-2 to 6-1 because my understanding is that it fits well with projected growth patterns
- Favourable population parity and prefer 2 councillor representation. Pretty clear delineation between wards.
- The boundaries reflect neighbourhoods. There will be 2 councillors in each ward.
- We need more councillors. More communities need the opportunity to send representatives to have their voices heard in government.
- I like 2 councillors per ward & new boundaries, ward 6 needs to be pushed south
- New boundaries, same number of councillors
- Better and more representation than the other options. Reducing the size of council in a growing city makes no sense at all. I'd be happier with 14 or 16 councillors to improve representation but that's not an option
- Provides the greatest continuity.
- Balance population
- More balanced geographically



- More diversity. Opportunity to re-think representational geography.
- It's very important, in my view, to have two (or more) councillors per ward. Two councillors better ensures every constituent will have someone who will effectively represent the. One councillor does not.
- Better balance of communities of interest.
- Retain two councillors per ward which works as we get to know our representatives and they know us. Population parity inclusion is important.
- Have minimum of 2 councillors per ward with improved boundaries
- I like that option 6-2 does not reduce the size of council. I like the ward boundaries better since they have been adjusted to account for communities of interest in each ward
- I think these boundaries best align with Guelph neighborhood political identity
- Most representation. We need more than 12 councillors for a city this size.
- I think six is a reasonable number of Wards to have here in Guelph, but I absolutely think each Ward should have 2 councillors. Having two members represent a ward is a good way to ensure accountability, transparency, and representation.
- 3 counsellors per ward, proportional representation!!
- Boundaries align with my perception of neighbourhood characteristics. 2 councillors provides more representation.
- The wards are all well-balanced in terms of population-to-councillor ratios. More importantly, most communities are contained in one ward and not split up.
- Keeps area east of Victoria Rd as community which has been Italian-British primary backgrounds and well established with less student housing and fewer commuter families.
- It's the least worst. My preference is for full time councillors, not part time. There is simply too much research work and time for any person who only works part time at the job. Some of our current councillors seem to put in full time work for part time hours, while some of them, the least informed councillors are struggling with two occupations at the same time.
- I think that it is important to keep it as similar as possible or there will be a lot of confusion from voters. This one basically keeps each ward with its original title i.e.). Ward 2. But you made it more fair by just wiggling the borders. Best choice for sure!
- Better representation of the neighborhoods with similar interests.
- Maintains larger council and prepares for future growth
- Retains 2 councillors per Ward & do NOT need be "Full Time" & should be fully aware of all concerns & needs of their Wards + these Wards are best distribution for various reasons include population, future growth possible in some, citizens needs & wants within same demographics, etc.
- Higher representation reflected in 12 councillor model, with downtown less broken up than 6-1
- Does not reduce # of councillors and improves pop parity ...



- I like the way this ward is broken up the best. I think it is clearest and will help the councillors best represent their wards.
- more councillors to represent our citizens. But they should all be full time positions.
- More and better representation.
- The boundaries seem equitable
- Well distributed, fair representation
- it most closely reflects the representation needs and wishes the community of Guelph expressed throughout the consultation process. A substantial majority of respondents preferred to keep at least 12 councillors or increase council size; VERY FEW respondents supported a reduction in the size of council, a finding that was backed up by a 3rd party representative phone survey.
- We need a diversity of voices on council. Making it smaller moves in the opposite direction.
- Similar to current model with consistent # of councillors. But adjust for changing growth in city.
- 2 councillors per ward and most compact wards of comparable use.
- The population of the city has changed. The number of wards should stay the same, but due to the way the current wards are divided, the needs of some wards are very diverse. And 2 councillors per ward makes it easier for people to access them.
- I like having greater representation, I like having heterogeneous communities in each ward, I like that geographic boundaries are used for many of the division lines.
- I believe it gives more opportunity for citizens to have their voices heard, and for a greater diversity of ideas to reach council. At the same time it recognizes growth is inevitable and tries pro-actively to prepare for the arrival of increased population.
- Keeps continuity and I think better focus on assigned ward assignment on the west side
- Two councillors give more access as a citizen. Adjusting the wards by population is fair
- Natural boundaries make for less divided neighbourhoods
- Maintains 12 councillors and better closes population parity gap
- We need two councillors per ward, and the new boundaries look better than the existing boundaries.
- Like two councillors per ward for diversity. 6-2 seemed to keep neighbourhoods together a bit better.
- It maintains the current council size, while updating ward boundaries with the future in mind.
- I like that the communities of interest have been highlighted although it would be valuable for other people fill out this survey if you identified WHAT those communities of interest are.





- Number of councillors and better ward divisions/similar needs.
- 2 councillors per ward and community of interest
- Sets the best balance for now and in the future, with part-time councillors.
- Same amount of councillors; improves population parity;
- I'm in the same ward as other neighbourhoods that share my values (safe, walkable communities, good parks, etc.).

Neighbourhoods east and west of downtown are in separate wards, which may give them more sway at the council. This is deserved to respect the heritage, history and culture of Guelph. The south end should have less sway because it came later, serves as a bedroom community for commuters, and has the newer infrastructure already. Downtown should be the area of growth through density, and the "hub" of the city (i.e. bars, Baker Street development, library, restaurants, transit, etc.).

The other wards feel very cohesive in terms of their interest (i.e. west, east, south, downtown south, downtown northeast) and communities.

The population projects are favourable for my ward (i.e. a bigger influence per resident; greater representation in the future).

I'm comfortable with 12 part-time councillors.

- Captured my neighbourhood accurately
- Better representation by population
- Number of councillors
- Option 6-2 seems to provide the best grouping of neighbourhoods that are already connected socially and by existing infrastructure.
- Maintains 12 councillors which is important as Guelph's population increases. Best not to lose any representation. Boundaries are slightly changed to reflect the increased development of residential areas.
- More councillors
- Most similar to current.
- Most of new developments, creating one ward will help them
- The number of councillor positions. Having two per Ward allows for more dialogue, more ideas and more opportunity for councillors to interact with residents.
- I don't think going down to eight councillors would be a good idea given the size of our city and the fact that we are still growing.
- Eastend stays together. People will not help us get what we need for Eastend if it doesn't involve them. We have been promised a grocery store or something, anything within walking distance! Not everyone has a vehicle. We don't have a splash pad or anything anywhere near Watson/Grange! We also need a counselor who lives in our neighborhood! I would even take a no frills, shoppers drug mart or corner market at this point. Milk at big bear is horribly overpriced (which is the only store in that area within walking distance with children) if we need it that's the only place we can walk to reasonably. We pay taxes too! Yet have nothing except the largest townhouse complex ever allowed by Guelph. That just made our schools overrun. Kids living 1 street away from schools were



bused until William Wineguard opened! All because of that trial complex. Our library roadway is a complete mess. I just don't understand why nothing is being done with this end of town?

- I like that it better accounts for population distribution than the current system.
- I like the changed boundaries and fact that there are 2 representatives per ward. Option 5-1 and 6-2 are closely ranked for me.
- Maintains 2 councillors per Ward and has a good population balance. The imbalance happens closer to 2031, when we will need to review boundaries again.
- Equal distribution of population within like areas. Retains 2 councillors/ward without adding too many wards.
- Most accessible
- This option keeps the old Saint Patrick's Ward in the same ward as downtown, and is a multiple member ward
- growth and change reflection
- Includes downtown neighborhoods in the same ward. Doesn't split the downtown secondary plan
- Similar to what we have now and it seems more proportionate.
- Option 2 for Ward 6 just makes more sense, especially not breaking up the area south of Stone Road on the west side.
- I like the fact that it allows for a more diverse council and more points of view. We are a large city and we need a council that offers the option of a full range of opinions. I don't believe that we can offer competent city management with a small City council.
- As the city grows we do want less elected officials and this option ensures that this happens. I also moves ward boundaries to give each ward a more even population base.
- alignment of wards and community interests better reflected
- I like the north-south divisions along major streets. There are 2 councillors per ward.
- More wards and more councillors are preferred! Council must grow along with the city....not shrink!
- Current city population (161,100) and future forecast population (190,700) needed at least two councillors per wards.
  - Like:
    - 1) It provides 2 councillors per Ward.
    - 2) More similar Neighbourhood characteristics.
    - 3) Allows for proportional representation voting = a democratic way to vote.
  - Challenges:
    - 1) I think most would prefer that Ward 2 in this scenario be named Ward 1 as it includes the oldest Neighbourhood in the city. Therefore, there is a plethora of archived information under the title Ward 1 (One).
    - 2) It would be great to have the sliver of downtown that is in scenario 6-1.



- The boundaries between Ward 1 and Ward 2 in option 6-2 best reflect, by far, the differences in neighbourhoods. Residents east of Victoria Road have different concerns than those in the longer-established neighbourhoods west of Victoria Road, so it makes sense for them to be represented by their own councillors.
- Keeps downtown in one ward

### **Q3 Is there a way this preferred model 6-2 of ward boundaries can be improved?**

- Take into account planned future growth.
- Create an 8-2 map.
- The adjusted boundaries seem to make sense. There are clearly many variations of the options but this seems quite reasonable
- N/A
- No
- N/A
- No preference.
- 6 wards, 2 part time is right
- I like it for my area and needs
- Unsure
- Don't know
- 2 councillors per ward, full-time.
- One full-time councillor and one part-time per ward.
- Better voting system would be nice, but until then at least two councillors per ward is something.
- No
- We could have even more councillors than just 12. We could also elect councillors based on other criteria than just geographic proximity. Many minority and interest groups are spread throughout the city. We could have 12 councillors per option 6-2 but also have several at-large councillors to represent and advocate for city-wide interests and concerns.
- Nope
- More wards
- It's pretty solid. I see little to change.
- No comment. I do not know enough about the issues.
- Beyond my competence to answer.
- Yes, there should be more representation on City council.
- More wards, divided based on population and median income
- Proportional Representation!!!
- Instead of having both councillors for each ward be part time, assign one full time and one part time councillor.
- 6-2 looks ideal
- Nope..... because it keeps its wards with the same title!!
- It could be more of a cross section of specific Neighbourhood groups.



- I feel this re-alignment is a good idea as it will cover varied needs within each Ward but also assist relate to needs of others within other neighbouring Wards especially those on their borders.
- Would love for what is currently slated to become Ward 2 to be called Ward 1 instead as it contains the area previously referred to as Ward 1, which is (as far as I know) the only community in Guelph that often refers to itself by the name "Ward 1" to reflect it's pride in being Guelph's first and oldest Ward.
- not sure
- If all councillors were full time
- I care less about the boundaries as I don't think that any of the number of the wards being proposed do much to increase the community representativeness, which only a larger council could have done. And I know there was inside pushback against it, because some civil servants seem to think that an elected council is not about democracy, but about having "efficient meetings", which, frankly, is bullshit.
- No
- I don't have an opinion on improvement here.
- Institute a ward boundaries review at regular intervals, or to a predetermined formula; - every 5 years/every two elections, or whenever the population of any ward increases more than 10%(or other amount), from the date of the last adjustment of the ward boundaries.
- Perhaps semi quarterly ward town hall or other online platform to hear news and present feedback .
- Not really since it's based on major thoroughfares as the dividing line between each ward
- Would like to see more population parity even if it means increasing size of some wards
- I don't know enough about city planning to make any relevant suggestions here
- Happy with what I see.
- Increase the amount of Wards: e.g., 8 Wards - 2 councillors per Ward;
- No. There are other good elements, like using river boundaries as the borders. I really appreciate the ecological focus of those options! This also respects the history and Guelph natural environment. But, I guess it's tough to use all of Guelph's rivers as boundaries!
- Probably, but I don't have enough knowledge of history
- I think option 6-2 could be improved by better acknowledging existing real world physical boundaries between neighbourhoods, for example by extending Ward 5 south to Hanlon Creek on the west side of Hanlon Parkway, or by moving the boundary between Wards 2 and 3 east to the Speed River. Adjustments to the other boundaries that are not coincident with natural boundaries, could be made to meet population per ward targets.
- Not that I can see.
- 8 wards 2 councillors



- Ask for more citizen input and maybe listen to what they say and not the consultants and staff who likely don't even live here
- I'm not 100% entrenched with where boundaries were drawn, but the concept essentially works.
- Could a hybrid option be considered in which there are two councillors per ward, but some are part-time while others are full-time?
- Probably. I just don't know enough about the model.
- The one thing I think should still be given strong consideration is full-time compensation for councillors, which is currently only attached to option 8-1.
- Having the ward numbering have the current area known as 'The Ward' be maintained as Ward 1 for historical reasons.
- Would have liked to see a more wards with a true north to south catchment to offer councillors a fuller perspective of issues facing different areas of the city.
- No, they should reflect the people in that area
- Add more areas west of downtown in exchange for losing areas north of Speedvale.
- I would like to see the data behind the decisions for these ward boundaries. By that I mean the data that supports the claim that this proposal offers "good population parity and communities of interest...." I am fine with the assertion that it offers good population parity (that's a math issue) but how was it decided that it offered parity on communities of interest?
- You could continue to tinker with the boundaries but frankly that would be a waste of public money whether the paid staff do it or you hire more consultants. What's important about 6.2 is that it retains the number of elected officials as the community grows and ensures that we, as the tax payers, can hold our elected officials to account. Something we cannot do with staff, and so we need elected officials to do that for us.
- No
- Except 6-1 all other three option is good by geography wise
- Yes, include the sliver of Downtown that is in Scenario 6-1.
- Yes, the neighbourhood north of Woodlawn would fit better with Ward 1 (newer neighbourhood= lack of amenities, poor transit service).

**Q4 Since you ranked option 6-2 first, What do you NOT like about the other three options (ranked #2, 3, 4)?**

- 5 wards is not enough and 8 part time councillors is not enough
- 5-1 smaller council = less engagement with community.
- Option 5-1 reduces the number of councillors but doesn't make them part time, increasing councillor workload and providing worse representation.  
Option 6-1 is fine, but I prefer the ward boundaries for option 6-2 as it keeps the downtown area together.  
Option 8-1 is an alright option if full time councillors are chosen who can deal



with the workload, but part time councillors would have increased work. Even with full time councillors I would still prefer more representation to less.

- Options 5-1, 6-1 & 8-1 split areas west of Hanlon between wards but area south of Stone & west of Hanlon has little to no community of interest with University Village to the north of Stone Rd
- They would all shrink council, reducing diversity and leaving each councillor potentially with too much power.
- Too few councillors and/or less ideal boundaries or numbers.
- 6-1 is similar to existing, 8-1 is a great divide of the areas but only one councillor per area means they will be divided attention to the needs of the community groups. 5-1 has good coverage of groups and the smaller council might be better, I'm on the fence between 8-1 and 5-1 - tied for 2nd
- #3 and #4 both have less councillors in a growing population, reducing the availability of councillors to constituents.
- Na
- I don't believe we need more wards (and more councillors).
- Don't think more wards are required to represent citizens
- Less possibility for diversity of views
- #2. Smaller council is a great idea, but there will be an increase in work for each of the councillors. #3 Need to change the ward boundaries to make up for population differences. #4 One councillor per ward may result in bias
- Too much representation for southern Guelph
- 6-1 divides communities with common interest;; 5-1 and 8-1 reduce the size of council and/or reduce the number of councillors to be voted on resulting in reduced voter choice and less diverse councillors..
- 1 councillor per ward is not an option. While 1 per ward might be easier for council to come to consensus, we need diversifying opinions and discussion. Also too much power for one person, we need some balance. 5 wards not enough, 8 too many. Goldilocks principle. option1 just about right. I do wonder if part time councillors should work full time. The expense of councillors is stated as a "cost" in the report, but it is an investment in our city for everyone and might be more helpful to be viewed that way.
- Number of wards, Boundaries, must be part time
- Lumps my neighbourhood with completely different ones that have completely different issues
- I really like the idea of 8 wards, but prefer 2 councillors/ward. Wards will include diverse communities. Better opportunity to have representation of the diversity as well as potential for understanding needs etc. I would also like to see council positions be full time.
- Don't like having the downtown area divided - it will not be strongly represented as a result, yet this is where the most active citizens of Guelph cluster
- #4 - too few councillors. As Guelph grows, there will be a need for more councillors to reach all the communities anyways.



- They go against the wishes of the vast majority of the Guelph community who participated in your consultations.
- Not enough representation and too small a council can be easily co opted.
- Larger populations per ward in the southern end of the city will potentially skew election results due to lower representation per individual, and different socio-economic factors in those areas compared with other areas in the city (south end has less poverty).
- Do not mess around with the number of wards, the number of councillors per ward, or the layout of the wards. Adjust the boundaries where necessary to achieve even population distributions. One staff member could have done this in a week.
- Not keen on having just one councillor per ward, especially with FPTP electoral system
- I don't like option 5-1 because it has too few councillors and thereby reduces the ability for part-time councillors to meet and understand constituents' needs. I don't like option 8-1 because it removes the two councillors per ward arrangement which is the strongest element of the current system.
- As described in my previous answer, I do not like the models that reduce the total number of councillors, or that reduce the number of councillors per ward
- 5 wards too large of a population per ward. 8 wards is great but one councillor not great, but keeping costs top of mind having 16 councillors way too many. 6-1 breaking up the east side doesn't make sense.
- 4th ranked - feel that this will result in a council that doesn't reflect the diversity of the city  
3rd ranked - tie with 2nd not reflecting the neighbourhoods as well as 1st ranked  
2nd ranked - tie with 3rd but will not result in a council with diverse background by eliminating two members of council.
- They provide even worse representation, with fewer councillors, or worse boundaries that split geographic-based interest groups.
- All will work but I think the level of commitment requires 2 councillors
- I don't think the area east of Victoria should be part of the current ward 1, the two areas are very different. Guelph is growing, I'm not sure less councillors is a good idea
- Reducing the size of council would reduce the ability for councillors to represent constituents and reduce the number of voices on council
- The other options have the greatest discontinuity. 8 wards with one councillor each and 10 councillors for 5 wards is actually a regressive approach to democratic representation in a growing city.
- Option 8-1 is one councillor per ward, which all but guarantees many (likely most) residents will not be effectively represented because of the 'incumbent' advantage in elections and 'winner-take-all' counting. Option 5-1 is too few wards to ensure councillors will be able to always effectively represent their constituents and, as importantly, carefully consider Guelph's future direction.



Option 6-1 and 6-2, in my view, are almost equivalent and, both, are acceptable to me.

- Too big and not balanced
- Do not like only one councillor per ward and smaller council. If it ain't broke, why fix it.
- Reduced number of councillors and/or reduced number of wards
- I don't like that #4 (option 8-1) has only 1 councillor per ward. I am opposed to a single councillor per ward
- It is obscene that decreasing representation to 8 members is even offered as an option. The other maps (including the current one) look like they were made by someone that has never stepped foot in Guelph. All maps lump desperate neighborhoods together into similar wards. I think it makes the most sense to divide the city up into 10-12 wards and have those represented by 1-2 councillors.
- Not enough representation
- We don't need more wards, per se, just more representation. It's so important to have a diverse presence in such a larger, rapidly growing city. Having less than 12 councillors could quickly turn into a small council that does not actually represent the city's needs.
- Lack of 2 counsellors per ward/ lack of Proportional Representation!!!
- These options do not seem representative of the neighbourhoods. Option 4 does not serve the democratic principles of more representation
- Population sizes and the fact that many communities get split into two wards making future planning/decisions potentially more difficult.
- option 8-1, great that there are more wards, but too few councillors. Option 6-1 status quo, which doesn't seem to work as Ward 6 is too large and growing.
- 8 councillors is Not enough!!  
Neither is 10. The public asked for 12 part-time 😊
- The boundaries.
- Fewer councillors for each ward and possibly larger wards
- I don't like # 4 option at all...period! I think option # 3 doesn't distribute general population future needs well by demographics. Option # 2 simply remains my # 2 as not best. My option # 1 in my opinion is simply the best consideration. 1 councillor ONLY per Ward is definitely NOT even a consideration. That would create less varied opinions + facts able to be at least voiced & voted on. I feel we have some excellent "part time" councillors dedicated & diligent probably even more so than ones that perhaps considering being a councillor as their only assignment. Knowledge & experiences within this city is much more important than anything else. Proof is historic fact with some who come & go in short order.
- 8 is way too few councillors, and 10 is still fewer than 12, which I prefer. And again, option 6-12 sees the downtown community split too many ways.





- Guelph is growing. Democracy is not served well by reducing the number of councillors - unless some other mechanism is instituted within each Ward to ensure effective participation of constituents with their councillors and council!
- I do not like the way they are broken up. I dislike the idea of only 1 councillor. Not crazy about the way the 8 wards are broken up either. Also I really do not want only 5 wards!
- 8 wards is too few councillors.
- 8 councillors is too few councillors.
- I believe we need to keep 6 wards with 2 councillors each
- 8 is too many, 5 not enough, 6-1 not as well distributed as 6-2
- A substantial majority of respondents preferred to keep at least 12 councillors or increase council size; VERY FEW respondents supported a reduction in the size of council, a finding that was backed up by a 3rd party representative phone survey. I vastly dislike the idea of significantly reducing Guelph's democratic representativeness, since overall, it has only gotten worse since the 1990s as the population has grown. The "status quo" recommendations are not, in my opinion, good ones, but are literally the least bad recommendations, and the only ones that do not ACTIVELY make our democratic representation worse.
- Option 6-1 places neighbourhoods together that are dissimilar in structure (lack "communities of interest"). Not terrible, though. Reducing the number of councillors is a non-starter for me.
- Note at all in favour of only one councillor per ward. Have a terrible councillor but that was offset by a very competent second councillor. Other options move away from what have seem to be better more comparable groupings of neighbourhoods.
- # 2 is ok as well. Numbers 3 and 4 mean less representation than is needed.
- I am not in favour of a smaller council.
- I see #2 as failing to address ongoing population growth as well as my preferred option;  
I see #3 as likely to provide fewer conduits to citizens voices reaching council(less democratic, though I believe that full-time councillor positions will become necessary eventually;  
I see #4 as offering fewer conduits to democratic input than first and second choices, while not at least progressing toward a future benefit of full-time paid councillors.
- I think some public confusion with new assignments and who is representing
- I don't like the idea of a single councillor per ward or larger wards
- Option 6-1: I don't like the set up of boundaries of ward 4; Option 8-1: I like the boundaries and the smaller proposed wards but don't like less representation on council; Option 5-1: the wards are too big, especially 1, 3 and 5 as the city continues to grow.
- # 2 = bigger parity gap. # 3 =not enough councillors. # 4 = ward populations to large



- 2 and 3 are okay, though I prefer the boundaries of 1. I do NOT want one councillor per ward. It is worth the cost to have two per ward. Guelph is a diverse, growing city and we need more voices at city hall, not fewer.
- Don't like one councillor per ward. Don't like the wards being too large.
- I believe that reducing the size of council would hurt our democracy and reduce the amount of representation available to citizens.
- I strongly feel that Guelph should have a minimum of 12 counselors. I do support the idea of 1 councillor per ward but then we would need more wards.
- 3 and 4 - too few councillors.
- Only one councillor
- Only option 8 that I strongly disagree with. We're not a big city yet!
- Too few councillors; too few Wards;
- Option 5-1 combines downtown into one ward and will create a huge imbalance, with suburban interests winning out. I grew up in the Kortright Hills neighbourhood and now live in Old Downtown / Sunny Acres. I recognized issues of living in extreme suburbia first hand and studied it through my undergraduate and postgraduate work in political science, urban planning, environmental science, history and economics. I've made a conscious choice to live downtown, in a true community where you know your neighbours, where services are walkable or bikeable, and I'm able to share one vehicle with my fiancé. From a policy perspective, this should be rewarded through a greater influence per person, because suburbanization leads to more expensive and worse outcomes for the city. People demand to drive everywhere, which leads to higher emissions, less safe roads, more infrastructure repairs and worse health outcomes. It's unsustainable in the 21st century and this imbalance on the council could continue to chip away at the history and culture that make Guelph so special. We could be on our way to becoming another Mississauga, or Milton; a relatively lifeless bedroom community for Toronto, where low taxes are demanded above all else, despite a growing infrastructure bill that will come due between 2030-2050.

The population of Ward 5 in this example is unacceptably low, now and with the population projection out to 2031. More influence should not be given to a newer community that paved over farm fields, have higher emissions, and will have a much higher infrastructure cost to maintain going forward.

Option 8-1 cuts downtown on an east/west axis, instead of a north/south axis, which doesn't feel right. I feel much more connected to Exhibition Park than the corner of York and Victoria. Having the ward cross the Speed River, to the east of downtown doesn't feel right, logistically, culturally and historically. The Ward is also a very historical neighbourhood; combining them together doesn't respect their distinct cultures.

Option 8-1 is also a strange fit for the Kortright Hills neighbourhood. It feels thrown in, or even "Gerrymandered" into the rest of Ward 6.

Option 6-1 is good from the perspective it uses the river downtown as the north-south dividing line. But, it combines the eastern portions of downtown with the



extreme east end and north-east. These neighbourhoods have extremely different needs and cultures, and I fear those living closer to downtown will not be adequately represented.

Option 6-2 is closest to the status quo, which, we usually forget was done for a good reason! It seems very logical, has worked well from my perspective and should continue in this tweaked version.

- Any attempt to reduce size of council- seems to me an attempt to cut cost and service.
- Option 5-1 was my second choice, it seems to be fairly well aligned with neighbourhood boundaries but Guelph has grown too large for only 10 councillors. Option 6-1 isolates the University of Guelph and St. Patricks Ward neighbourhoods from the communities they are a natural part of. Option 8-1 recognises existing neighbourhoods and natural boundaries well but Guelph is too large for only 8 councillors.
- #2 whilst it maintains the current number of councillors, the boundaries are not as amenable to the areas of future growth in Guelph.  
#3 the wards are too large in area which does not align with the fact that Guelph will be growing in both size and population over the next few years. Reducing to 10 councillors is counter-productive to maintaining equitable representation on council.  
#4 reduces the number of councillors by 25% from 12 to 8 which is completely unrealistic for fair governance especially as Guelph's population is set to increase substantially over the next decade. Ward sizes may be smaller and divide Guelph into better areas, but this is negated by the reduction of councillors who actually do the work on our behalf.
- Fewer councillors
- 1 councillor per ward is not adequate. New boundaries are in some cases too different from current, not reflecting neighborhoods
- As mentioned, the reduced opportunity for elected officials to interact with residents. I find City staff are not as informed about neighbourhood issues; they 'come and go' based on their career aspirations and are less accountable, less flexible and in some cases less informed about the topic which is supposed to be their specialty.
- 6-1 is too close to what we have now and we need change. 5-1 is not good because the wards are already large as is; making them even larger AND reducing the number of councillors would not be a recipe for success. 8-1 is an okay option; again, my worry is going down to fewer councillors, but perhaps this could be mitigated if this option enables them to be in a full-time position. I think 6-2 and 8-1 are the top two choices to decide between.
- 6-1 doesn't appear to account as well for population distribution. The other two have too few councillors. Guelph is one of the fastest growing cities in the country, and reducing the number of councillors would reduce the access of citizens to municipal government. I also think it's time for City councillors to be full-time employees. The city has doubled in population in the time I've lived



here, and yet has the same number of part-time councillors as when I moved here. Guelph is no longer a small town, and we need to stop having a small town style council.

- I do not like option 8-1 because I think it will undermine opportunities for increasing diverse representation on council.
  - 2. Population equity
  - 3. One councillor per ward, reduces democratic representation
  - 4. Reduces democratic representation
  - Other six ward model cuts off ward 4 at wrong place; 8 wards is too cut up and silos councillors more into their own wards and less of a view out to best for city as a whole; 5 wards - just too large for each area.
  - Least accessible. Too much consolidation of power.
  - 5-1 is the best of the rest because it is a multiple member ward and it includes Saint Patrick's ward with downtown. 6-1 separates the ward from downtown. I ranked 8-1 last because it is a single member system.
  - less representation, fewer voices
  - 8-2 wards 8 wards 2 councillors per ward
  - 8-1 is a single member option. I prefer 2 or more councillors per ward. It could be made better by including the parts of the old Saint Patrick's Ward east of Stevenson in it. Simcoe, Empire, Garibaldi and Walter have always been in a ward with the area west of Stevenson and share strong cultural connections with it
  - Ward 6, option one breaks up the area too much.
  - These options are based on the misperception that a smaller council will result in a less fractious council, as if that were a bad thing. Democracy is messy, and loud, and complicated. I'm okay with that.
  - 3 and 4 simply give citizens less elected officials and it is the elected officials that are accountable to the people who elected them and will hold the paid public service in Guelph to account. If we have less elected officials and a 60,000 expansion of population (this to 2051), we will not be able to have the paid staff held to account for their actions and that is a problem for the democratic process writ large.
- 6.1 is quite close to 6.2 I simply prefer the way that the ward boundaries are set up in 6.2
- My major concern in all of this is that we not have less elected officials for our growing population and that the wards, however they are organized, have reasonably similar population sizes.
- Do not see a need to increase wards #4
  - Do not want to see wards decreased #3
  - Not as well aligned in community of interest #2
  - Option 8-1 has only 1 councillor per ward, which I regard as too little representation. Option 6-1 is similar to 6-2, and I would support that. Option 5-1 contains wards which are too large in area.
  - Need more representation not less.



- #2 - Suggest Part-time role (then what is wrong with current model 6 wards 2 councillors)
  - #3 - It is very difficult and challenges to come out 1 ward 1 councillor. Who is backup if one is sick/holiday.
  - #4 - Geographically not good design
- Ranked 2 was a very close Rank 1. The tipping point was the similarity of characteristics of neighbourhoods.  
Ranked 3 only has 10 councillors for a city that is mandated by the province of Ontario Places to Grow Act to GROW. Wards are too large.  
Ranked 4 has only one councillor per Ward and not enough councillors and the Wards are far too large, blah, blah, blah!
- Option 5-1: too many residents per ward  
Option 8-1: only one councillor per ward (this option should only be considered under a ranked ballot electoral system. I note that a ranked ballot was used for question 1 above, suggesting that the method is considered the best way to accurately survey residents. Failing a ranked ballot, it would be regressive to change to a single councillor elected under first-past-the-post system).

## **Q2 What do you like about your preferred option 8-1 that you ranked #1?**

- With 1 councillor per ward, it is more likely they would be full-time.
- One councillor per ward makes the most sense. One person is accountable to constituents, makes it more simple. Also, an underperforming councillor can't hide behind one who is more active. For example, I've reached out to both representatives on a few occasions and only hear back from one. What's the point of having two?
- I think that the city is/has changed so much that a proper ward boundary re-evaluation is needed. I think 8 wards will better serve the community, as well as the neighbourhoods and their individual needs.
- More wards with a more even population distribution.
- Population parity and protection of key neighborhoods.
- A city our size needs full time councillors. It is the only option for that.
- more voices
- Full time councillors
- Reduced council size for efficiency, presuming we will now elect full-time councillors.
- We do not need 2 councillors. One will do just fine.
- More part time councillors
- Fewer councillors is best. Staffing at the City of Guelph has ballooned in recent years. We don't need more councillors too. Smaller council is more efficient
- I like the composition of 8 councillors and being represented in smaller wards... however I think the disparity of size between Ward 2 and Ward 8 is untenable and needs to be changed. Keep this size of council but fix the ward boundaries to make them more equitable.



- Full time councillors and plenty of wards to keep responsive government
- Fewest councillors
- One ward on councillor. I have lived in Vancouver where they have no wards and 36 candidates for I think 12 seats so there is no way you can sort out who is who, hence they have a party system. Then in Victoria they have option 5, no wards. In Ottawa they option 8 and I liked that.
- It's time for full time councillors! And with eight Wards, none would be excessively large.
- I liked that the wards were smaller with one councillor.
- Smaller council more efficient less partisan politics.
- More specific representation with the bonus of a smaller council.
- Better representation per capita. More focused ward issues.
- I feel the way my ward is defined captures residents with similar housing situations (age of homes, socioeconomic concerns)
- Fewer councillors. The table can function better if more efficient. There is ample representation especially as staff do most of the hands on work
- smaller ward size, and division fits with current communities of interest and movement
- Councillors need to be full time
- I also liked the 10 ward option
- Better possible representation with more councillors and fewer people per councillor.
- Less councillors, save money. Not enough work for two.
- Smaller, better focus on a community rather than a larger group, less conflict between councillors in one area
- Smaller wards, population parity
- I want to see a smaller council and FT councillors.
- Balanced population, fewer number of councils in total.
- Improved definition of communities of interest.
- Smaller council, smaller wards
- 2 per is no needed
- Smaller wards and 1 councillor per ward
- Option 8-1 keeps the neighbourhoods with similar interests and developments together. For instance, the old neighbourhood (The Ward) has little to do with the Stone Rd area in terms of housing, business and geographic location, other than the proximity to the University. The Ward is developing quickly with new condos and housing being built on old lots within an existing community with older housing. The Stone Rd and Eastview neighbourhoods either have been developed or are developing with new infrastructure. The different interest will affect the decisions of the constituents and the councillors chosen to represent the ward. Option 8-1 is the only option that keeps neighbourhoods with similar needs together in one ward.
- Fewest council members



- A smaller number of full time councillors will be more effective than more part timers.
- I am really looking for one councillor per ward.
- Fewest number of counsellors and ward boundary maps seem appropriate
- Full time positions present greater opportunities for more diverse participation - gender, race, recent immigration status, income level, people with a variety of lived experience.
- More wards and full time councillors. I like the way Kortright isn't split up in options 8-1 and 6-1 and 5-1. We live on Kortright E and it would make more sense to me for our kids' school (Rickson Ridge) to be in the same ward.
- Full time councillors
- Full time councillors are more invested and more available. Better population breakdowns by ward and ability for more local voices to be heard
- More voting power for elected officials, less wasted money and time on additional councillors
- I like the idea of moving to a full time council. It makes the most sense for us as we grow.
- Good population parity. One councillor per ward.
- Size per councillor
- Single full-time councillor/ward
- 1 councillor per ward, easiest communication and full commitment
- I really like the map of the 8 ward boundaries, and I think it's better to have 1 councillor focus on a smaller area, than 2 in a larger area.
- 8 is a good number of councillors. The other 10 and 12 councillor options would have too many councillors for this size of a city, which could result in too much politics as each councillor would want to make a name for themselves. I think each ward would also be better served with 1 councillor and a smaller area. Instead of two for a larger area.
- 1 (Ideally a full time) councillor per ward. Smaller council overall.
- Fairer. Less council
- Smaller size of wards with one dedicated councillor; population parity
- Full time councillors
- Full time council is needed for our size. Can be augmented by more citizens participating in committees and workshops.
- Wars are divided better to accommodate population for each ward.
- Boundaries, FT role hopefully
- Full time councillors
- Smaller wards, such that each councillor better represents a smaller group
- Less councillors
- Can be paid appropriately so they can focus on city business and have time to review reports and recommendations thoroughly.
- We need full time councillors; eight wards would give us 8 and that should be adequate



- 1 councillor. Do not need 2.
- Considering the present population geographically, very near growth and better representation with accountability
- Better representation
- 1 councillor per ward that would be full time to really be held responsible for getting things done. Fewer people that are really engaged in support of Guelph and what is best for all.
- Smaller wards so that one full time councillor would be able to represent the smaller population better than in a larger ward. I like the population parity as well. Financially speaking, having 8 full time councillors and their benefits, it might work out to be a saving in the long run. A discussion regarding remuneration is needed right now because it might have a bearing on some decisions.
- Its the only one left from the first round of options that I liked
- Smaller counsel
- Smaller wards to hone in on specific issues pertaining to each ward
- Increased number of wards takes into account continued population growth. Population parity is excellent. Smaller ward could be well managed by one part time councillor who as point person for the Ward would be able to develop closer relationships with constituents. The one councillor could be re-evaluated in future if necessary.
- Being an effective councillor requires full-time attention.
- Smaller wards allow more “neighborhood focus” for councillor. Less likely to have competing interests in the ward
- I believe the 8 wards and 1 councillor per ward would be the best system. Full time would give councillors more time for all the work and still be able to effectively engage with the ward constituents.
- Downtown is clearly defined
- Allows for FT councillors and shares the population across more elected representatives. I also liked the balance between wards.
- Less council members. All population vote for all council members. Hope for best people get in.
- Least number of councillors.
- It reduces the council size. 1 full time councillor makes representation less ambiguous. Smaller wards allow the council to handle the growth of city. Communities of interest are represented.
- Each ward only needs 1 councillor. I think it is absolutely ridiculous that there are part time councillors not full time dedicated to this role. I want one person representing my neighborhood.
- I believe that having a smaller council will help to reduce inefficiencies and expedite the decision making process. Smaller wards will help to ensure that each specific community's voice is heard.
- I really think this city needs full time councillors.





- More equal population for each ward
- Land acknowledgements, name them consultation with the people who's land you occupy.
- Smaller wards, one councillor per ward
- Fewer councillors - why on earth would we add more councillors in these economic times?
- Keeps the ward/two rivers area with downtown. Both older parts of the city. Makes sense they are represented together.
- Better representation, more cost effective
- Smaller wards, fewer salaries to pay.
- Smaller wards. Better representation.
- Less councillors but smaller wards so representation is better. Also hopefully reduces cost of govt and may help get rid of "block voting" instead of for what the residents want.
- Less members on council
- Less cost to tax payers
- Less councillors, more concentrated area of representation.
- Better representation of residence needs if one counsellor per ward of smaller areas. Downtown is more representative of overall demographics and other choices have competing demands suburbia vs high density downtown.
- I feel it best retains feel of community that currently exists.
- I would like this if only it has full time council members, and the salary for them is reasonable compared to the mayor.
- I believe the more wards, the better for resident representation, so I chose option 8-1 as my #1.
- Includes Ward 7 north of Arkel
- Smaller wards.
- Less councillors.
- Leaves room to add additional wards in the South in the future without redoing the entire map. Recognizes that council is more than a part time job.
- Wards boundaries don't matter unless for tax purposes, which I don't think apply now with computer systems! Should be a better involvement of the councillors to the city at large!
- South Guelph has its own interests, new community etc.  
Also one councillor per ward results in easier decision making and smaller government than 2 per ward.
- better representation
- Smaller wards with the potential to have full time councillors
- I don't agree that there is more representation with two half time councillors. Despite having a good relationship with my councillors I have found it difficult to know who to go to and end up contacting them both.  
I think the fact that the wards are smaller will mean greater representation and clarity about who represents you. There is also a potential cost saving although I



doubt that will happen because there will likely be an increase in total compensation.

- Full time councillor and the ward size has a much better population distribution. I have always felt those of us in ward 5 have a BIG disconnect the south side of Stone Road. I like the layout of the wards and if people are concerned about something they can get a hold of their councillor during business hours and let those who run for council have a life in the evenings. Might appeal to a broader range of talented people to run for office.
- I feel like my interests will coincide with more of the people in the ward division
- Full time and smaller wards
- Smaller council. Smaller wards. I like one person per ward a lot too.
- Full time councillors, ward sizes are smaller, removes potential for conflict/differences of opinion between ward councillors, downtown is within one ward.
- Less councillors
- Separation of downtown from exhibition

### **Q3 Is there a way this preferred model 8-1 of ward boundaries can be improved?**

- Full-time councillors to me seems like the best option.
- As long as population is best represented (which it seems to be a concern from the information above) as well as taking into consideration environmental aspects; green spaces, forests, rivers etc. and infrastructure; ICI, schools, future development etc.
- N/A
- I like that Downtown is fully contained in one Ward.
- 2 City councillors and 8 wards so there is more of a real voice
- Seems reasonable as presented.
- No
- Seems like the goal is more more more. I suggest that is opposite of what the goal should be
- Yes! Split the wards in the South of Guelph across Gordon Street, so you have greater flexibility to adjust for population. I would love to see the population of all Wards falls within a margin of three to five thousand. Currently option 4 has a population difference of 13k between Wards 2 and 8 and that just doesn't make sense.
- Less councillors
- I like the ones that use natural features to create the boundaries.
- No idea.
- No comment
- I am happy with it as is.
- I wonder why we are even considering options to make council too fat during the tough economic times ahead



- Include more of the options
- No
- This should help city hall do business faster as less bickering.
- Boundary of ward 1 perhaps should be Victoria not Stevenson
- Population parity but it must be adjusted regularly, i.e. every ten (10) years
- I disagree the two councillors I more democratic. I would find a single person, elected and accountable only to their constituents to be more democratic. I don't like the downtown communities being diluted with other communities.
- 12 wards would allow further definition, significantly increase connection between community and council and maintain capability of part-time councillorship
- I would prefer that the Ward, St. Patrick's neighbourhood, remains Ward 1. Along with the Downtown area, it is the oldest neighbourhood in Guelph. Recognizing this and maintaining that piece of history is important to the identity the old Guelph and of the neighbourhood.  
I realize that moving to one councillor per ward from two will bring a new set of challenges but with smaller wards and neighbourhoods with similar interests within each ward, the constituents may be better represented by one councillor.
- An odd number of wards but one councillor per ward. Maybe make tie-breaking easier?
- Proposed ward 3 seems small (I understand not from the forecast population) and splits the Exhibition Park neighbourhood. It may be that in 10 years we are adjusting boundaries again to accommodate future growth.
- N/A
- Looks good
- Can we understand how councillors will be supported? Will there be permanent staff for them? Can we explore having official community committees for each councillor every month or so, so there's a mechanism for direct local input on local decisions and a way for the community to raise items for discussion, etc.?
- Not interested in boundaries
- No, I think it's excellent.
- I would prefer slight modification of boundaries for 2031 population very high balance over 2021. Short term minor loss on balance over medium term gain on balance.
- The 8 ward boundaries seem like they have a good balance of communities of interest. I wish there was a 10 ward or 12 ward option so that the size of council would not decrease.
- Have the western boundary for ward 3 start at Dublin St, not Edinburgh.
- 1 full time councillor per ward
- Not sure
- 1 councillor per ward is good; improvements could be made in their staffing to offset the fewer members on council
- It is fine.



- Maybe one or two at large councillors for more voices, but have them part time for cost savings.
- Show where we expect to see population growth for the next 10 years.
- No
- Am not adequately familiar with Guelph to comment
- None comes to mind at this time.
- No, these are good suggestions
- Yes with 8 wards.
- Maybe later ,but it looks good as is.
- No
- I like the way this current model looks.
- No
- perhaps changing the boundary for ward two to follow the rail line or Woolwich street from Speedvale to the boundary instead of the river.
- Could anybody ward 8 be moved into ward 7 for population parity in 2031?
- No boundaries
- Yes. 5 wards with one councillor per ward. This isn't a large city, we don't need a large council, it makes deliberations and decisions take longer.
- Some of Ward 8 could be split off and added to Ward 6,7 to even the 2030 population distribution.
- I'm comfortable with the suggestions put forward.
- I trust the experts on ward boundaries have done their due diligence.
- No
- Keep the part-time ward councillors
- Land acknowledgements, name them. Consultation with the people who's land you occupy.
- Would be better if the city hadn't already decided what it is going to do ( as evidenced by sign with the plan the CAO has recommended in Royal City Park) and felt compelled to put voters through this sham of an exercise. Shame on the city and especially the CAO for being so dishonest.
- No sure
- Probably but I'm not willing to study it to make suggestions. You are paying a consultant to do that.
- 5 wards still only one councillor per ward
- Do the council actually do what the people that voted for them want...
- Having historical boundaries as part of consideration. Considering businesses that are in areas.  
More public consultation - signs and information about this. Radio ads on CJOY.
- Area shown bounded by CN rail and Victoria currently shown in Ward 1 should be added to ward 3.
- Only if we know the wages of the council members
- I think....start with what is planned for this model and reassess in 5 years.
- Make councillors 'at large'



- IDK
- Guelph is still small enough for the councillors to be elected at large! No Wards!
- small wards, more wards
- Fulltime councillors
- I am concerned that ward 2 (NW of the city) has significantly fewer citizens and is projected to have fewer into the future.
- Looks good to me.
- N/A
- Make it 10 Wards
- Not really
- Use Victoria Rd as the boundary between Ward 3 and Ward 1 (the neighbourhood between Stevenson and Victoria is more connected/similar to Ward 3); remove the part time councillor option from option 8-1
- No

**Q4 Since you ranked option 8-1 first, what do you NOT like about the other three options (ranked #2, 3, 4)?**

- Having the same number of councillors as now. Dividing some neighbourhoods so that one side of a road is in one ward and the other side is another ward.
- I do not agree with the two councillor per ward system as highlighted above.
- I think 5 wards is far too small. We are an ever growing city and shrinking the wards is a move in the wrong direction. The neighbourhoods are already so diverse with their own needs/wants that attempting to amalgamate would cause more issues than it would resolve.
- Multiple councillors for each ward makes decision making more convoluted. Encourages constituents to answer shop of they don't like the response from one councillor.
- Population parity issues and “dissection” of city and neighbourhoods.
- Fewer councillors is not good if they are part time.
- small council means suppressed voice of the people
- part time councillors or a larger council.
- 5-1 is okay... if making full-time councillors is not an option, then this is the best of the 2 part time councillor options.
- 2 councillors are a waste of monies and resources.
- #2-3 - not a lot of change
- #4 - do not want full time councillors.
- Too many councillors. Aim for an efficient council backed up by unelected staff
- I do not like that we are keeping part-time councillors with the other wards. I want my Alderman to be available during daytime hours, but he is not because he has a full time job and does this important work representing his Guelph constituents on evenings and weekends. I think it's very unfortunate that only



one of the 4 options allows for full time councillors, considering that the original consultant report suggested that full time councillors was the preferred outcome.

- I would prefer we move away from part time councillors. The issues out growing city faces require full time focus and attention.
- Too many councillors
- I think fewer councillors would be better and ward system.
- I do not feel that part-time councillors make sense these days
- No comment
- Too big.
- Too few wards/wards too large to focus representation and needs
- The boundaries of my choices 2 and 3 capture residents who may not share my concerns, but my worst ranked option certainly does - it is similar to the current structure of my ward (ward 1) where I feel residents in new builds without downtown concerns are disproportionately represented.
- Way too fat. It's taxpayer money!!
- other ranked options with larger wards, appear to be way too large for adequate and functional use in distributing growing population, and community uses to be accessible and the most beneficial to everyone within each ward
- I would prefer my second option if the council position is full time
- Wards too big to be truly representative of communities.
- Don't think they work well. Fewer councillors per population base.
- Too many councillors. Do not need two per ward, especially on a part time basis.
- Two councillors per area, larger areas mean less focus and dedication
- Decent options and viable but 8-1 is the best
- Too many councillors.
- Not balanced population now, will not survive the population growth.
- Not seeking council reduction or efficiency but increase council connection to their localities. Ward boundaries too expansive.
- Leaving things the same or very similar is a terrible idea  
increasing the size of the wards is a bad idea as even now some wards are too big and issues are dissimilar
- Increase the number of wards and one per ward full time to handle the workload
- Larger wards, 2 councillors per ward
- Option 6-1 and 6-2 allow for two councillors per ward and may provide a more diverse representation. They group most wards well in terms of geographic location, neighbourhood interests and growth. I think the Downtown area and St. Patrick's ward and in a unique position of growth at the moment that the area North of Downtown is not currently in. East of Downtown, Watson/Eastview is in rapid growth but it is all new growth and has a much different focus than the downtown neighbourhoods with existing older neighbourhoods. option 6-2 also separates downtown at Norfolk/Woolwich which is not ideal. Option 5-1 will result in a misrepresentation of neighbourhoods.



- Guelph is not a massive city. Councils with way too many members and administration suffers. Yes we are all unique and special snowflakes and every part of the city has its own feel, but at the end of the day decisions need to be made.
- Too many councillors.
- Two councillors per ward.
- Too many counsellors. Reducing number of counsellors would create a more efficient council operating structure
- Keeps positions part time, which favours a smaller population for opportunities to participate (e.g. retired, business owners, economically privileged). A less diverse council means decisions are not always made in the best interests of the whole city, particularly those who have less resources, and/or less opportunities to participate in Municipal government.
- Mostly the part time councillors. If not option 8 with full time, I would like option 5 with large ward boundaries and 10 part time councillors. I don't like the way Kortright is split up between Gordon and the Hanlon in 6-2 as mentioned above. Thank you!
- Basically the same as we have now. We're growing like crazy, time to adjust how we're represented
- Too many total councillors
- Two councillors per ward.
- Amount of councillors
- We need a big change. These others are too similar to the status quo
- 2 councillors per ward
- A larger ward means more people that a councillor represents and less likely that voices are heard. Options 5-1, 6-1, 6-2 have larger boundaries making it harder for each councillor to reach out to all citizens within the ward. I do like that options 5-1, 6-1, 6-2 create a large council compared to 8-1.
- Option 5 is really bad, the wards are way too large, and I don't like the map. The other 10 and 12 councillor options would have too many councillors for this size of a city, which could result in too much politics as each councillor would want to make a name for themselves.
- 2 councillors per ward is duplication, inefficient. Especially if it's a part time position
- More council. Prefer 1 per ward
- Wards are too large, too many councillors, status quo
- 2 councillors per ward.
- Too much of what we currently have and only part time. Other options for a mix of at large and warded council I think would have been better.
- I think it does proportion the wards equally enough for the population
- Too much of the same
- Part-time councillors
- I prefer smaller wards



- Too many councillors. Also I do not see an option 1 councillor with 6 wards. No option adopted should include full time councillors with these choices. Only time that should be considered would be a 1 per 6 ward option and only if taxes not affected
- I don't think part-time councillor work volume is realistic
- All are OK as long as the councillors are full-time
- 2 councillors, a BIG waste of money.
- More concentration with less representation
- Large number of councillors on a part time basis, more people, more money and less attention to the entire city, just playing politics in their ward
- I think we can graduate to one full time councillor per ward. Two per ward is now not needed.
- Same old, same old. Not changed enough to see real difference or change.
- Too much similarity to what Guelph has had for many years. We are now a changed city with ongoing growth and I think that option 8-1 addresses this reality very well.
- I don't like this work being part-time. It is too important.
- Wards are too big, offer competing interest
- Two councillors per ward and the mostly larger council. One per ward can hear the inputs, consult with staff and form opinions for representation at council effectively. With two per ward it is easy to have opposing views both being brought to council and thus cancelling out or at least making decisions muddier or too compromised to be effective. We need clear and concise directions to lead not just muddle along.
- Number 4 (5-1) has Ward 3 extending across the Hanlon...that doesn't seem to make sense
- Option 1 - do not like the splits of wards, including downtown and university.
- Don't like boundaries. Council should work for the city as a whole. Work together.
- Too large a council. They could fight forever over the smallest thing.
- Guelph should have full time councillors.
- I really do not believe in 2 councillors per ward.
- When has maintaining the status quo ever been the right decision. Guelph's ward boundaries need to change to reflect the growth and population dense areas of the city. Having two councillors per ward is inefficient and conflicting views will certainly ensue; there's a reason why the overwhelming majority of Fortune 500 companies only have one CEO.
- Definitely don't think wards should get bigger, and while I like the idea of 2 councillors per ward to reflect diversity within the ward, I don't think 2 part-time councillors equal one full-time councillor.
- They don't divide the city properly, some wards are too big
- Land acknowledgements, name them consultation with the people who's land you occupy.





- The wards are too large. It is better to have smaller wards and one councillor per ward.
- The number of City staff earning more than \$100k has ballooned in the last 3 years. As I suspect has the size of the bureaucracy. While I doubt my comments will be shared with anyone of influence, I would strongly suggest the city could demonstrate fiscal accountability by looking to have a lean council. I actually had hope that this council was trying to be transparent: duped again
- I live in the two rivers area. I care about the health of the older parts of town and don't want that overshadowed by new growth
- More councillors, less representation
- Larger wards, more councillors.
- I don't like the ward work being half time or the sizes of the wards.
- I think 2 councillors per ward is redundant and leads to "block voting" which is divisive. Council can be stalled trying to reconcile to many voices who may be more interested in making a statement for their future ambitions than in representing what their constituents want. Fewer councillors may lead to quicker decision making with fewer voices (positions) in the mix and residents should do their part by holding their rep accountable.
- To many councillors, more councillors, more debate, more grid lock, less accomplished
- More is not usually better...
- Option 5-1 the areas of coverage are too large.
- 5-1 makes areas too large and blurs the lines between areas that have businesses and that are all residential. This could mean people in one area of ward have no first hand knowledge of business practices that occur in same ward and may not understand issues.  
6-2 the area for now ward 1 is too far North & once again people North of Woodlawn Rd have no idea of issues such as need for traffic calming measures or traffic control planning for narrow old streets.  
6-1 for my existing area ( current ward 1) the area would include University area - we do not need our sole counsellor to be tied up with concerns from University students (and the issues from them) which would compete with other issues such as homeless and addiction issues in the area... As well the tax base is very uneven and I foresee attention going to areas where more money for taxes are being spent.  
8-1 is best worst case scenario as it has most amount of autonomous counsellors and it best fits to similar high density housing areas and similar development concerns in areas.  
I would like to request that the existing area in ward 1 (the original 'downtown' on Ontario street keep the title of ward 1 as it has historical and political meaning. A lot of the residents in the area are used to following Ward 1 news and information and by changing this it could cause people to vote on issues that do not impact them. Historically Ward 1 (St. Patrick's Ward) was the first area to be developed and densely populated. It is tradition to call this area 'The Ward' as many small



businesses have used this for branding and as selling features. As well it is a cultural area and most history books and archives refer to the area as 'The Ward' or Ward 1. This could impact historical tours and tourists from checking out this area.

- I feel like the communities that have been built over decades have been thrown into a blender and poured out to fit road boundaries and area requirements....
- Each one has different none likes, but the main reason behind all of them is I am in favour of a full-time council.
- They have less wards, making it less likely that ward residents will be accurately represented.
- Too many councillors
- What is currently ward 6 always ends up with less representation by 2031 especially under 6-2
- My last comment should suffice as answer!
- South Guelph and classic Guelph are washed together in the southernmost ward
- too small for Guelph of 2021
- Part time councillors, ward boundaries and larger wards with option 5-1.
- I don't like that the wards remain larger and have two councillors each.
- I don't like the ward population numbers/representation.  
They don't have us growing up to be the big city we now are.
- I have always felt disconnected with the balance of the city
- 2 councillors
- Too many councillors. Smaller councils get more done.
- part time councillors, wards are large, 2 councillors per ward can result in differences of opinion in representing the ward, don't like how Ward 4 is drawn in Option 6-1, don't like the Speed River as a division between wards downtown.
- #2 is okay  
The last 2 have too many councillors
- I don't like how #4 splits the wards down Woolwich instead of Speed River



# Appendix G:

## Focus group notes



# Appendix G: Focus group notes

## Context

The following transcripts include all the comments made during a focus group about the Round 2 consultation survey results. Participants were promised non-attribution of their comments in order to allow them to speak freely. Therefore, the introductory conversation has been deleted and the only names to show in the text are references to the consulting team members. Readers will be challenged to discern the facilitator's questions and comments compared to the participant answers and the participant questions from the consulting team answers.

The timing indicators are “late” because recording began after the initial contextual comments and overview of the event, which were delayed somewhat while awaiting everyone's arrival.

Slides are inserted into these notes at the points where they were introduced. To save space, slides of the 13 preliminary ward options and spreadsheets of survey comments also shown to participants are not included in this file. Patience will be required of the reader where the ward options were being quickly reviewed because the presentation comments were directing attention to visuals.

## Participants

There were three rounds of public consultations during the Ward Boundary Review. At the end of the first round survey, respondents were invited to complete a second information collection questionnaire if they wanted to volunteer for this kind of focus group. 30 people responded but only 23 provided answers to all the questions asked. Of those 23, 9 were selected to maximize the diversity of perspectives around the table. That means trying to get people from every ward, preferred gender identity, both home-owners and renters, and various age groups. None of the 30 self-identified as disabled, and only one self-identified as a racialized minority, so diversity in these respects is poorly represented. Of the 9 recruited to the focus group, the sole volunteer from Ward 4 did not show up, and one person left in the middle of the meeting due to a family emergency. The participants were:

- Nancy Revie
- Dawson Mckenzie
- Dave Davidson
- Linda Liddle
- Ann Stallman
- Dean Martin
- Shani Morgan
- Chris Catteau



## Agenda

### Purpose and Agenda

*Clarity:  
To make sure the consulting team  
understands what the survey  
respondents are saying.*

*(This is not supposed to be for  
gathering additional input.)*

1. Context
2. Introductions
3. Reminder of preliminary options
4. Reminder of the survey questions
5. Look at preferences charts and discuss
6. Look at comments and discuss
7. Questions and answers

## Approach

### Structured conversations

a) Show you a piece of information like maps, charts, and survey responses,

b) Then ask a series of questions like these...

1. What questions of clarification do you have about this information?
2. What surprises you about this information?
3. What is confirmed for you? (ie: you probably agree with it)
4. What does this MEAN for you? For the other residents of Guelph?
5. What QUESTIONS does this raise in your mind?
6. What, if anything, does this information seem to be telling the consulting team?

## Transcript

19:24:21 Anyways, I'm really excited to get on to the next piece, which is, We want to review the preliminary options themselves.



19:24:32 So, The current round of consultations we went to the public with a whole bunch of maps, different options to figure out which ones are preferred, and why.

19:24:49 And this this sort of mind map was at the front of this survey because there were a lot of options you need to have some kind of a way to break it down.

19:24:59 So there were ward models for 5, 6, 8, 10 and 12 ward models, and each one of them was broken down into a couple of options because it you know if you do like a four-ward model Well, you can slice it and dice it different ways so they tried to present, different

19:25:21 options for each one so it didn't feel like your hands were tied.

19:25:26 But the reason why we came with all of these is because we were told to the council said come back with this range of options, and we just came with options within each option, so that you get the sense of what's possible.

19:25:48 Okay?

19:25:45 And all of them are legit, any one of them has pretty good population figures. And we're working hard to find, to make sure that the neighborhood or the sense of neighborhoods was captured as well they were the guiding principles that we were talking

19:26:05 to asking people about back in January. We were trying to apply those guiding principles to the these orange boxes the A's and B's and C's trying to make sure that each option is legit.

19:26:19 Okay.

19:26:21 And essentially defensible.

19:26:26 And then there were a well let me, let me just back up for a second and

19:26:36 take you to the maps themselves. Okay.

19:26:42 Because I'm not sure that everybody. Did everybody hear get a chance to do the survey?

19:26:51 Yeah. And so you had a chance to take a look at the maps?

19:26:56 Okay,

19:26:59 so I'm not going to zoom into hard on each one.

19:27:02 But I just do want to provide a quick summary.



19:27:09 So, there was the four Ward option that we called for a had to at the top and then to one above the other down to the bottom, and then there's another four-ward model called four-B, which basically divided the city into a simple grid... John can you put the

19:27:37 map up you said because I'm not seeing anything. Oh, sorry.

19:27:39 It was one more. Click I needed to make.

19:27:43 How's that?

19:27:46 Can you see it? All right. Okay, so there's the four-A.

19:27:51 And there's the four B and you can just toggle back and forth between the two to see the differences between them, which is one of the fun things about maps right?

19:28:02 Then there was a five-ward model.

19:28:08 And in the five-ward models there so there was an A and a B

19:28:13 in the five-ward models.

19:28:17 Okay?

19:28:18 And then there were three options when it came to six-wards. There was six-A, which I'm told it, It probably closely resembles the current situation.

19:28:32 And then there's six-B, which is a bit of a departure, let me just toggle back and forth between the two. You can see it's almost like there are four wards across the top and then two down stack down below.

19:28:45 And then there is six-C

19:28:48 which is different again. Alright so I'm going to go back up through the six A, B and C so that's Six-C

19:28:57 Six-B,

19:29:00 and Six-A.

19:29:07 Okay? So they have a different sensibility to them that you can see, you know, just in a glance.

19:29:09 All right, and then we get to eight-ward models.

19:29:13 There was an A and a B in the eight-ward options.



19:29:17 So this is eight-A

19:29:19 Okay? And this is eight-B. So you can see they're quite dramatically different here.

19:29:27 Right? The eight-B

19:29:30 Here you can see you can see is almost like the four-ward model it's got some bit of a simple two by two grid to it that that has been extended. All right? Then we get to 10 wards. Council wanted to see 10 wards options.

19:29:48 So that's option 10 A, and 10 B okay?

19:29:57 10 A.

19:29:57 And 10 B okay.

19:30:01 The numbering in the coloring gets harder to become consistent when you get into the larger numbers. And then there's the 12-ward option, which is essentially taking the six wards and making them into 12.

19:30:14 Okay, there's 12 A.

19:30:19 and 12 B

19:30:23 12 A and 12 B again.

19:30:31 Alright, so I'm going to stop sharing there. And just as before that, that's essentially the topic of tonight is the ward boundaries, okay there's lots of other things that could learn in with it but when we're talking about ward boundaries that's the

19:30:46 range of options that was put on the table. Now then, what ends up going forward in the future?

19:30:54 However many we put forward.

19:30:58 they can be adjusted so it's not like a take it or leave it list, you know if you say I like this option but it needs to be tweaked a little bit. That's what the survey was asking about.

19:31:08 Okay.

19:31:10 So, when you think about all the 13, the options here, I know it's too much to ask but my first question is always: What questions of clarification do you have? And we've got the team here, and I don't want this to be the whole topic of discussion but

19:31:25 if we can any questions of clarification about those 13 options.





19:31:32 Just unmute yourself and away you go.

19:31:37 So we're those options based on population density?

19:31:45 I'm going to ask, Eric, if he could unmute himself, and answer that question since you're the land economist was it based on population density asks.

19:31:59 Not directly. It certainly we did consider population by neighborhood and what we were calling small geographic areas at a sub municipal level so you know part of the discussion on understanding.

19:32:16 You know where ward boundaries, could be drawn was based on providing for a certain population balance.

19:32:24 you know, both in the current year as well as looking forward over the next decade. And so density is obviously part of that indirectly, clearly in locations where there's higher concentrations of population clearly than that would way towards you

19:32:41 know where the boundaries would be drawn so for example if you're looking at Hanlon Creek business park or some of the industrial areas. Clearly the population levels are quite low there and so it would mean the ward boundaries would capture

19:32:55 a relatively large geographic areas in those locations, and the inverse would be true in areas such as the downtown.

19:33:03 So another question is Can you remind us which ones. How many counselors were in each one?

19:33:10 And so, 12 A and 12 B all had 12 counselors.

19:33:17 10 A and B all had 10 counselors one per ward.

19:33:24 Right.

19:33:22 Eight-A and B had eight counselors, one per ward.

19:33:26 Okay, six, A, B and C assumed two counselors per ward like now, with a total of 12.

19:33:35 Five, A, and B assumed two counselors per ward, with a total of 10.

19:33:41 Okay.

19:33:43 Then the four-ward options.



19:33:45 We put them. There's only two maps, but you have two additional configurations, you could have two counselors per ward for total of eight. You could have three councillors per ward for a total of 12.

19:33:59 So those are the parameters we were working with him.

19:34:03 Does that help?

19:34:04 Yeah, okay.

19:34:06 Just to remind you that all of this is downloadable straight off the City's engagement HQ website. In terms of the last question.

19:34:18 are these designed on future numbers like is it five years in this this doesn't change very often in Guelph?

19:34:26 So is it taking numbers for future numbers in five years 10 years is that in part of the calculation?

19:34:38 Eric, did you want to field that too. Sure, sure. Yeah, exactly. So, clearly, the idea is that we don't want to be doing a review of this nature, after every miniscule election and so the design is looking for an optimal configuration that serves the

19:34:52 community, not only for the next election, but it would also work over the next couple of elections beyond that, so essentially we're going to be looking at

19:35:02 and we have been looking at population, not only in the current year but also over the next decade to serve us through the 2030 municipal election.

19:35:12 Okay?

19:35:15 All right, cool. Any other questions of clarification?

19:35:21 I, I read that they were not taking into consideration the development at Dolime because it is in the process of being annexed from area municipality in 12 years. It's owned by reads heritage homes and I have seen the plans for that developed area.

19:35:43 man, now was that included in your, your calculations for the division of the municipality, the representation of the population, because that's going to be a huge development?

19:36:01 This is the quarry that's currently outside of the municipal boundary, correct? Correct. Correct, yeah. Okay so, so part of the challenge in doing any kind of a study like this is we can only work with what we know today.

19:36:16 And that means working within the current municipal boundary and understanding what's currently approved for development and understood to proceed.



19:36:27 So, the quarry was not considered as part of this analysis from a population perspective.

19:36:36 And so, again, assuming that this occurs in the future as far as an annexation, then that would be something that would need to be dealt with in some future review at that time.

19:36:51 Okay, any other questions of clarification to so we're all on the same page here? Yeah.

19:37:00 Any outside influences we may with Metrolinks, and the GO is coming through, or city now. I live in the area particularly we're one street in the area has been blocked off, and the influences of those kinds of things within a ward disrupt neighborhoods

19:37:19 and will change the needs, I guess, of those particular wards, if, if this ward were split and divided, you know, divided that up along that line of the rail line, then the council representing that it's got some difficulties trying to represent all of

19:37:38 the differences of opinions.

19:37:40 Yeah. Okay, fair comment.

19:37:48 I'm trying to find the question in this it.

19:37:52 What are you asking? If that particular development is factored into the population projections? Exact, well, yeah, I realized that you know so population density has something to do with this whole thing, but again I go back to my bias, but, you know,

19:38:09 neighborhoods, being an important aspect of developing wards.

19:38:14 If we look at you know the ward in the city of Guelph is certainly been long-time neighborhood, and for good reason, I think.

19:38:24 So, the is it that been taken into consideration.

19:38:27 The whole transportation issue. Should we say,

19:38:32 Bob, do you want to take that jump in on that? I wouldn't say it's been specifically taken into account we understand that that development is coming again it has an impact on population and perhaps other things.

19:38:44 So the question really would be, how do you understand that neighborhood?

19:38:50 If you believe that that neighborhood actually crosses the railway line, and is really one place with an artificial line in the middle, that's the kind of thing we need to know.



19:38:59 And some of these models, respect that and others, we use the railway line as well. It's a barrier, you can't drive over it everywhere it's there's limited access so maybe they should be considered two different places and joined elsewhere.

19:39:14 That's part of what the trade offs are in the various principles that we're looking at.

19:39:21 And, and what we need to hear from you and others which we're I think gathering in the surveys is, How do we understand those neighborhoods? How do the people who live in them understand those neighborhoods and why they believe that? In the case

19:39:36 of one you're talking about, it should encompass areas on both sides of a fairly important barrier if I can call it that. So, again, it's folded in there.

19:39:49 Sometimes it's used one way and sometimes another principle would take precedence and that's part of why there's different options out there.

19:39:56 Cool. Yeah, if I could just respond, a bit, you know, living in an older part of Guelph

19:40:04 sometimes that that whole thing can change around. As far as the nature of the demographic of it.

19:40:12 I live on a particular street where it's starting to evolve, if you will, younger couples are buying older homes and raising families, if, if, for example Metrolinks divides the southern part of our Ward from the northern part of our ward

19:40:31 currently, then there's some conflict that goes on there, there's a there's a least one probably two schools I think that are involved in that should those roadways be closed off.

19:40:43 This is Metrolinks idea. Now, you know they're big corporation we want to go through here, it's good for everybody but, you know, good decisions have to be made.

19:40:53 So, my again go back to considering neighborhoods as far as the evolution of ward boundaries goes. Absolutely.

19:41:05 Yeah, we need to understand the neighborhoods, from the people who live in them. Yeah, how they actually them, and the other point to and it comes up in relation to an earlier question.

19:41:12 The current boundaries have been in place for 30 years.

19:41:16 That's not the typical pattern.



19:41:18 This is something that and we make reference to it elsewhere. At the federal level, for example, the boundaries at least reviewed every 10 years. So, it may be that, that if your neighborhood changes, \_\_\_\_, that that you know if you if you looked at this

19:41:34 in a couple of elections, you might see it differently maybe those areas are blocked off. They don't interact anymore. Who knows that then that's why you don't say this is it for once and for all.

19:41:46 It's basically to say let's take 1990 and at least bring it up to 2021, and then possibly a little further. So, again, our models are examples place more or less emphasis on where it's going to go and others on where it is now so again that's why there's

19:42:06 there's trade offs in in each of these.

19:42:09 Okay, so I don't want to get too far down into these weeds I want to review the input that we've had so far but this is exactly the kind of conversation we expect and so this is really valuable for us to hear.

19:42:30 that means you want to say something. Yeah? I just had to bring up. If I realized, do they take into account

19:42:34 kind of income levels?

19:42:37 In some neighborhoods are a lower income level so if you are trying. If a boundary splits kind of a high income level mixed in with a low income level, that's too,

19:42:55 two economically opposing views as to what's necessary in a city right.

19:43:01 And so then you get into sort of an internal boundary

19:43:09 of explored. Yeah, mixed thing that can lead to a lot of conflict.

19:43:15 Our goal would be to try to avoid that. But again, some of that and Eric may be able to speak to better, that we do not explicitly analyze the city and in terms of income levels or whatever we've got our an idea about.

19:43:29 Let's say the age of housing or the type of housing and density, the very first question, which, which is a kind of surrogate for that, but we do not do a specific analysis of, you know, what's the income level here and over there and therefore they should

19:43:43 be split or joined together. I don't think our data would allow us to do that easily. Again, some of it is going to be, call it, for lack of a better way to put it subjective how the people who live there see it.



19:43:58 And I have to say from other experiences and it's not Guelph that I'm talking about, some people in doing a review will say, We don't want to be with those people.

19:44:07 I'm being a little bit facetious but, but, you know, there they have a sense of what they have in relation to other parts of a municipality, which ones they feel they belong with, or are better served by being grouped with, and those where they may

19:44:23 not. And that that's, again, part of what we have to try to discover through the comments that I know John wants to get to. Yeah, that already.

19:44:32 Alright, cool. Thank you very much. I'm gonna I'm gonna move on to the next little bit here.

19:44:42 The.

19:44:43 There was a survey, and a lot of you participated in it. There were 10 questions. "Did you read the preliminary options report?" was the first one interesting responses.

19:44:55 Then it was essentially the survey was essentially designed to help you sift through all these various options. How do you sift through it all? It's really hard so we thought, Okay, What would you take off the table? What would you

19:45:10 probably support? So try to divide that list of 13 into digestible chunks. So that's question two, Which would you remove from consideration, and why?

19:45:22 And then, Which would you support for further consideration sort of a soft support question, and why? And then finally question six, Which one preliminary option would you prefer the most Okay, assuming again, that, that, it's not perfect, but

19:45:41 then, Why? And in your preferred option, How should they be improved? What advice do you have to make this option, even better? Okay. And there was also a mapping tool the option to stick pins on and provide detailed input into.

19:45:58 And then the last question is, which we're delivering....

19:46:03 I apologize I just was told through my door here to check my phone.

19:46:08 I need to go pick my daughter, she's been an accident. No, no.

19:46:14 This one is anything bad more checking anything but it's something I do need to go deal with.

19:46:20 Please do. Yeah, no injuries or anything like that but yeah she's shaking. So

19:46:27 I find this I actually find it very fascinating. But, um, it is what it is right. Yes. Understood. Will there be meeting summary center for this.



19:46:39 I will have some kind of notes from this but I will not try to capture everything that said I want to capture the bottom line of each piece of a conversation capture every single one of

19:46:53 the one thing. The one thing I was going to ask during this meeting is very important. And I'll ask him now because it probably should have been asked later but, What was the overall turnout for the voting as a percentage of population in Guelph?

19:47:12 Voting was it like. Was it a 30% turnout was it a 2% turnout.

19:47:20 Do you mean, or for the elections for the survey. The survey was

19:47:43 it's quite small, it's probably hundred was 186 people. Yes, and then I really wanted to talk more about this. Just very quickly that's a very big concern for me for a decision to be made because it's there's several scenarios behind that, one being the

19:47:43 infamous that either information didn't get out to the general populace in any fashion to make this

19:47:52 worthwhile, or the general population, just didn't care about this issue enough for any changes to be made. Yeah, that's, that's where \_\_\_ is certain kind of is such a small turnout.

19:48:08 Because I know anybody. I asked if they the survey, had no idea what he's talking about. Not even my wife.

19:48:15 Yeah.

19:48:17 But anyways.

19:48:19 Thank you.

19:48:19 Okay, take care of that for us to chat among yourselves. Thank you very much. All right.

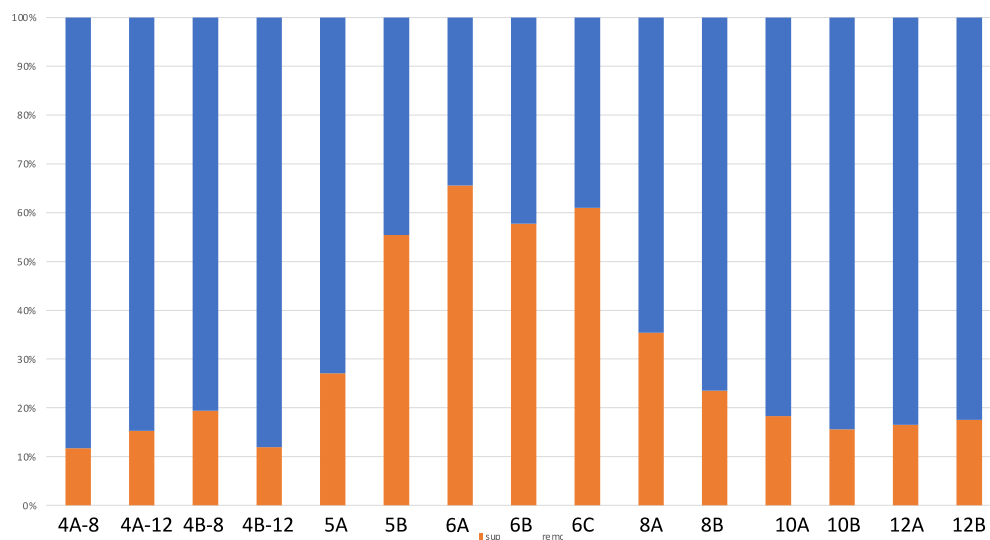
19:48:28 Well that's hard.

19:48:30 That is hard.

19:48:33 Okay, so here's the questions. Now here's the answers. So here is one chart that I made.



Compare Remove (blue) versus Support (gold)



19:48:40 And it took the answers to the question of which ones do you support, and which ones would you like to remove from consideration and put them together into one chart into one bar.

19:48:59 So,

19:48:59 if so that each of these bars, is one per preliminary option. So you see the labels across the bottom going from four-A to 12-B.

19:49:13 And so you can see the comparison between how many people supported it and how many people said, Man, don't even think about it. Okay, we can think about it more and we can't think when we should leave it behind.

19:49:25 So if you take a look at that.

19:49:29 So any question? Is that clear what we're trying to show here?

19:49:34 It's easier to read. I find it easier to read a bar chart than it is to read a table full of numbers it's just my own thinking style. Okay.

19:49:44 So, when you look at this, Any questions of clarification here?

19:49:50 Then what, if anything, surprises you about this?

19:49:59 Do it for me. Nothing really surprises me. Okay.





19:50:07 You come from a background education where secondary level, and the one of the most important things.

19:50:13 I guess was also voice around the table.

19:50:17 So that, whether it was it was a committee to hold me at a whole staff, or whether it was department also it was ... whatever it was. Hearing every voice around the table is an important thing because I think the more ideas come out.

19:50:32 The more the better solutions are found. And looking at this chart right now.

19:50:38 Five-B through Six-C at least seem to support the fact that the more voices around the table, the better.

19:50:46 In other words, 12 councillors, regardless of where the boundaries are. I think that that kind of representation to reward is important.

19:50:58 If you go down to one per ward and you try to streamline it will come through governments who tried to streamline things and it decreases the input.

19:51:07 And when you decrease the input, you narrow the point of view, and that's something personally that I would not like to see. I'd like to see the viewpoints wide open.

19:51:18 The discussion wide open the input maximized. And the more voices around the table and the more you but we have to those voices, I think we better. Okay.

19:51:28 Cool. Thank you, somebody else, the question was, What surprises you? and then the other. The next question was going to be, What's confirmed for you? so you've actually answered the other question, but you can answer either question if you want. Anybody else

19:51:40 your reactions to this either surprised or confirmed for you?

19:51:44 Your reactions to this either surprised or confirmed for you? Hi, it's \_\_\_ I'm not surprised. I think a lot of people believe that two people in a ward still give enough variance of opinion, where ward doesn't have one person with one line of thought.

19:52:01 So at least with two people in a ward, you still have a variance of thoughts, I think, is I guess that's not a surprise to me.

19:52:10 Okay, other folks, either surprised or confirmed for you?

19:52:14 Well it confirms to me that that's about the right size for the different neighborhoods that that's the same range that I would have thought.



19:52:21 But when I look at this, the number of counselors doesn't actually come to mind first, I'd rather draw the outlines and then place people in them to represent the size of the area.

19:52:32 Yeah, but that's about the size I was expecting the six because when you get into higher ranges wards are just broken up so tiny that it doesn't give a good feeling for them.

19:52:44 And if I have four it makes them so big that they're overlapping and you get too many diverse opinions in the same four.

19:52:52 Okay, cool. Somebody else either surprised or confirmed for you? Yeah, I would, I would agree with what \_\_\_ just said there.

19:53:02 I do think when you start to get into the higher number of the 10s and 12 wards, you start to really pigeonhole neighborhoods into being one thing, and with the growth that Guelph is expected to face it's, it's impossible to really predict what those neighborhoods

19:53:18 are going to look like in in 5 or 10 years so I think with when you start to really cut them up into 10 and 12 it's, yeah it's a little bit too much, so I wasn't good.

19:53:32 Thank you. Anybody else? What I had what I thought confirms what I expected. But looking at five to Six-C when you look when you looked at the report and you looked at the chart underneath and it gave you the breakdown of the population, that would

19:53:52 be represented by each of the various five be through to succeed.

19:53:59 There, Six-B and Six-A seem to have equal representation for all of the wards, so that you know you don't have one ward with 37,000 people and another ward was 17,000.

19:54:12 Yeah, they were, they're pretty evenly split and I think that's, that's why this doesn't surprise me and yeah I think the chart was very interesting. Yeah.

19:54:23 Cool. Thank you. Anybody who hasn't had a chance to react to this yet?

19:54:27 Yeah, I just want to, I just want to say I was it confirms what I was thinking to because nobody likes change.

19:54:37 Six A, and I also think I it's funny I really appreciate what \_\_\_ said, but I do think about the counselors and I think when we're looking into awards for a with 12 counselors.



19:54:53 I really feel like we have very diverse counselors very diverse wards and a lot of ways and even now.

19:55:03 Some of the counselors may not agree with each other two in a ward. So I think maybe some of us are nervous about three counselors in a ward that they will spend all their time fighting with each other without really, you know, defending what their constituents

19:55:18 really want because it's such a big area that they'll piecemeal it together and will be frustrated with not being able to get along.

19:55:30 Yeah, I think it's a great chart great visual and that there's probably no surprises.

19:55:38 So, you've already asked all are answered the question of, What does this mean? as well, but is there anything that you would want to add to the question of, What does this mean?, not just for you but for Guelph, either one?

19:55:54 Anything you know,

19:55:58 I think what \_\_\_\_ said before he unfortunately had to go, Hmm, this is less than 200 people, is that correct.

19:56:06 So, how do we know what it means to go well, really. Yeah, only going to mean something. When decisions are being made, then it's all gonna come out of the woodwork.

19:56:17 Yep. Yep.

19:56:19 Like I said before, there's no right answer, there's gotta be some tough decisions made. Now, this next chart surprised me because it's the same information as the previous one, to same information.

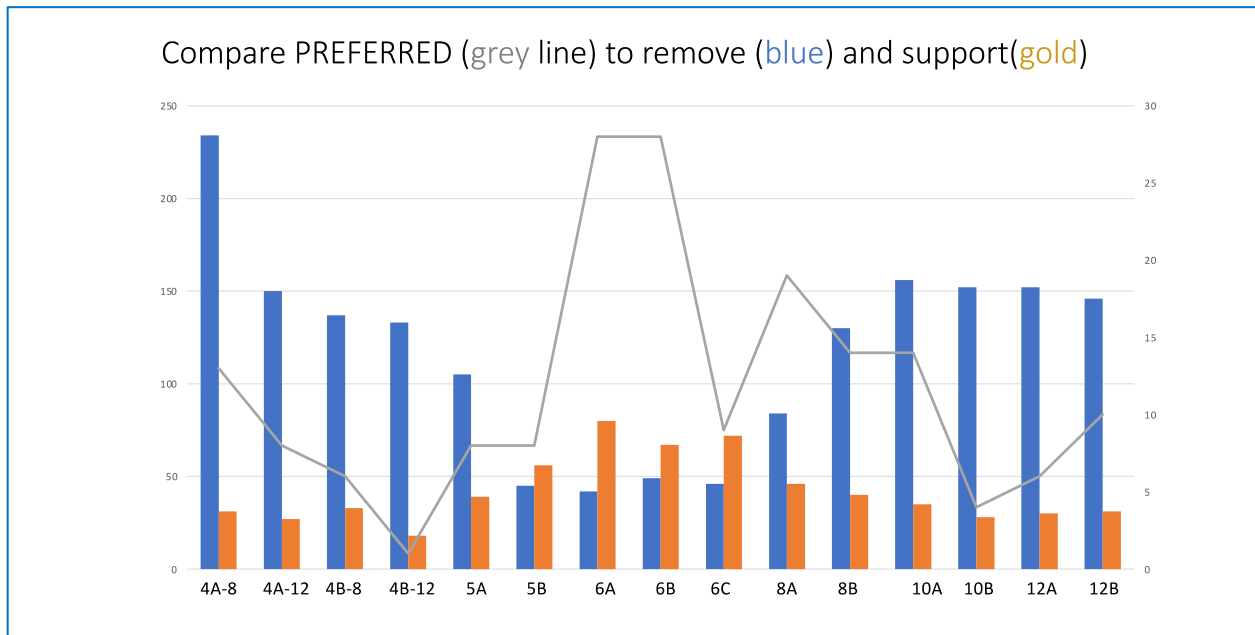
19:56:33 You got the blue line for, "take it off the table" you got the gold colored line for, "give it some more consideration" but then we add this gray line (I wish it wasn't a line, and wish it was just a point)

19:56:48 but this gray line is the "preferred" option, so that question that said if you only have one, "Which one would you prefer the most?" and it adds something. The difference between the blue and the gold is gives you a different arc, different curve, if you will, and then

19:57:08 then the difference between those and the preferences, is different again. So when you take a look at this chart, do you have any questions of clarification about what it is, what you're looking at?



19:57:22 So that's the answers to three different questions on one chart.



19:57:28 Okay, so it's good to know quickly if the consultants when they see that preferred area does not fall within something manageable.

19:57:41 So for three or four different options.

19:57:45 Well, it's more manageable than the 13 we were given.

19:57:50 I can't speak for the, for Eric and Bob and Dave really they're the ones who have to dig around inside the data real hard, but it was quite a job to try and get those maps ready in time for taking to the public, taken to the public three times.

19:58:11 So it was a lot, so narrowing it down is a good thing. Okay, any surprises here? Or things that confirmed for you? Go ahead, \_\_\_ you were trying to... It seems to show how truly Canadian we are.

19:58:31 Yeah, it's that proverbial middle ground or things that are comfortable. Yeah.

19:58:35 I go, I go back again to the voices around the table a little bit for sake of reiterating myself in may be that's where some of that comes from that that gray line just skyrocketing above everything else in the middle ground.

19:58:50 Mm hmm.

19:58:51 I find it kind of interesting to look at how the line drops down like there was still some, some preference for, for example of for a there was still some preference there was higher on the end, than in the middle.



19:59:11 Same here, the 12 B was higher on the end than the middle so just from a statistics, point, point of view, this is not a bell curve right.

19:59:21 And also, I found this interesting that Six C was so much less, less preferred from Six-A and Six-B was sort of equal with the Five-B, you know, equal and that eight option was substantially higher than I anticipated given the answers

19:59:44 to the first two questions. So I found this very interesting.

19:59:50 The preferences compared to the support and reject. Okay, any surprises?

19:59:57 Six-A and Six-B, I think, why that so flipped (with Six-C) is because the peep the population in Ward, five, and the population in Ward six between six C and Six-B were flipped.

20:00:12 So Ward five became more than six and Ward six became Ward five and I think maybe that people were confused, I don't know, but I noticed that.

20:00:23 So, so that's why option Six-C dropped off like that very possibly, possibly, ah, interesting people didn't like the way that what was the ward five you said, good.

20:00:37 Correct. This is just flipped from Six-B.

20:00:41 And then 60 they Flipboard five and six. Yeah, so Ward five became the very south end was Claire fields and might be road that area, and Ward six became the old Ward five which is University and University Village area.

20:01:01 Sure. Cool. Anything else that surprised you with this expression of preferences compared to the support and reject? Anybody else surprise or confirm for you?

20:01:21 No? Then what does this mean for you or for the everyone else as well, but what does this information mean in your mind?

20:01:33 Well there's a clear cut idea that people want either six, or maybe the eight one, but the other options really they're not interested in.

20:01:44 Cool.

20:01:45 Anybody else What does this mean for you, or other people? Well, I think since so few people answered the survey that I'm going to have to get out and start knocking on my neighbors doors and tell them to start paying attention to what's coming on the

20:02:02 city. HaveYourSay page. Yeah. Yeah, I would agree with you entirely in this certainly, you know, a lot of people are comfortable with the status quo.



20:02:16 And don't think about, you know, more than the every day.

20:02:20 Looking towards future growth and so on. And they're just trying to deal with all the situation we're, we're dealing with us last year, so that that may have been indicated some of the lack of response to it.

20:02:31 Yeah, yeah, yeah I think you guys are so right.

20:02:37 One of the gentlemen right at the very beginning said this, typically happens every decade and it's been 30 years since we got it, so I think we're all very comfortable, and now you're going to blow us up.

20:02:48 And we're not really knowing that until you start it and then, surprise! Yeah, yeah. I do want to reiterate that this is a council decision. We are simply trying to help them make this decision.

20:03:04 Okay.

20:03:06 All right, then. And that's why we have to go and talk to our neighbors to send emails to our council representatives so that they know what our neighbors, and what the citizens want.

20:03:18 Yep, that's their job. That's their job. So they're happy to do it I'm sure to take those calls. All right, so what I'd like to do now is to take a look at some of the comments that people made.

20:03:39 And

20:03:39 so, because we asked people not just what's your preferred option but also why. Okay, why, and we're trying to keep this conversation to a discussion of ward boundaries, but I'd say 80% of the comments were not about the ward boundaries so much as the

20:04:00 other factors that play into people's minds.

20:04:04 So let me just show you

20:04:09 an Excel spreadsheet so I took the people's comments.

20:04:14 So, so if I if I was to zero in on Six-A and Six-B.

20:04:24 Was it be.

20:04:24 When you look at the reasons for like why did you recommend Six-A.

20:04:32 You know, people said the boundaries are fair, like the two counselors, consistent what we have now, like the two counselors its evolutionary Six-A was the



closest to what we already have right, similar to what we have now haven't heard any huge complaints

20:04:51 slightly modified not a big change, and boundaries reflect the neighborhoods, the divisions seem to be in logical places.

20:05:02 It's a good model. Somebody mentioned a broader downtown included with fewer wards they kind of like that feature of it.

20:05:10 What would make it better. Some mentioned ranked ballots, excuse me a little out of scope for a subject here but it gets captured right, ensuring people are accountable system works.

20:05:28 You know it, and then reasons against it. Okay. Remember, some people included this in their "take it off the table" list okay so I went back to that list and had comments, specifically around the wards like anything that combines the downtown with

20:05:56 two Victoria's on acceptable needs of these two demographics cannot be represented by the same you know singular two counselors. Three councillors as awkward 12 is too many counselors 12 is too many counselors, going to hear that a lot.

20:06:03 boundary line. Now this is this is where we need details was when somebody says the boundary lines don't match with my knowledge of the needs in the area.

20:06:11 That's where we need more specific feedback.

20:06:14 Somebody says it's important to keep these neighborhoods together.

20:06:19 Downtown should not be cut in half, three councillors pull 12 councillors.

20:06:36 Then you get something really detailed like I live in Ward five on Urban Crescent that we need to have iron wouldn't healed stable neighborhood cell to Courtright to be part of one ward

20:06:41 confusing to have two wards, do not need more counselors, many options divide the two wards of east of ECU road this cuts off a small portion of the areas east and west from the rest of the East and same goes re wards divided that greens row.

20:07:00 Okay.

20:07:01 And in terms of notes on the pins because it was a mapping tool and some people stuck pins in it and said: Here, I got an idea.

20:07:10 I love having the downtown represented by one ward, natural boundary along the Speed River and Hanlon, best to keep residents on both sides of Edinburgh from Courtright to Gordon same ward, using Gordon Street.



20:07:26 Okay, so when you look at this feedback on Six A, which is the most modest proposal, Were there any surprises there?

20:07:38 Doesn't sound it does it sounds a lot like what you were saying a few minutes ago right, anything that you would add or take away from these comments about specifically Six-A?

20:07:54 Okay.

20:07:58 All right there anyway. Is there any way John to quickly pull up the map from Six-A?

20:08:06 Absolutely.

20:08:10 Let me just stop sharing here and share my desktop.

20:08:29 Instead, there can you see the map there and go back to Six A. That does I hope

20:08:34 that's what people were commenting on and that's the one that had 16% support.

20:08:41 16% wasn't very decisive in my mind.

20:08:47 But.

20:08:47 Any other comments about the about people's perceptions is anything else that we need to know about the perception of six?

20:08:59 Then we can glance at Six-B? People said

20:09:05 for Six-B well, let me go back Six-B is this one, the one that has those two vertical lines on it seems to stick out in my mind when I see this option.

20:09:19 Some people like it.

20:09:22 All of downtown represented by the same to counselors

20:09:29 mean generally maintains a historic Ward identity and labeling might be easy to relate rebalance it the dough line Corey becomes part.

20:09:38 Keep ward for the same change the second and first word.

20:09:55 Seems like the best balance a lot of people feel positively about it.

20:09:51 But these are general comments. Okay.





20:09:55 JOHN, can I just interrupt you for a moment? Certainly,

20:09:59 we mentioned the Downtown. Downtown. Downtown. It was tough times. Yeah, I think the downtown is very different from when I first came here, Guelph area, and certainly set a very different from the last 25 years.

20:10:18 In, so I feel I live, just north of wanting to have you on her, and it's a small street but it's, I feel more part of the downtown than I do from, you know, three blocks over across the Hanlon, from where I live.

20:10:33 I have more identity with that and more concerned with that neighborhood. So, and I think it's growing north as well with college.

20:10:43 So the whole aspect of fact that the downtown, as we knew it has certainly expanded last 30 years is certainly worth a look. And I guess probably why a favor that sucks a little bit because ward one to that encompasses the downtown.

20:11:00 One of the things that surprised me a little bit is that the north part of the city itself.

20:11:07 We want to consider, north of speed bill.

20:11:11 There's a whole different demographic there, and it's very high population of business and industry and so on. It was the original industrial base and I think one time.

20:11:25 The needs there and their concerns there certainly very different from a large majority of the city.

20:11:32 And why wasn't that considered as being sort of, is that a ward or is it just haven't not have enough population to be a ward, I don't know?

20:11:40 Yeah, that's a good question.

20:11:42 I don't want to get into it. Right now, that will do some but that is a good question. What questions does it raise? Is consideration given

20:11:56 to the north

20:11:59 as a ward

20:12:01 like Speedvale.

20:12:08 Okay.

20:12:10 Looking at the difference between Six-A and Six-B over Six-A. But that's only just in my little area, I'm in the East End.



20:12:19 And we have nothing in common with downtown I mean we don't even have a grocery store east of Victoria.

20:12:24 Yeah, so it's kind of a different neighborhood feel than if you get Western Victoria at all.

20:12:32 So I kind of like that division line, which division line.

20:12:37 Victoria, Victoria, like that, using Victoria, like in Six-B. Yeah, Yeah, yeah. Okay, cool. Thank you.

20:12:47 So, what would make it better.

20:12:53 Not a lot stood out around the actual ward boundaries so much as the number of people votes against it. All the people who say that 12 is too many.

20:13:09 Sorry about the jumping around here.

20:13:14 And notes from the pins here was that Hillsdale ironwood neighborhood self portrait should be part of the same ward that that comment shows up in a few places.

20:13:24 Okay, so then we can sticks, forget about C, But if we look at Eight-A

20:13:34 comment John. Sure. I think a common comment that is sort of coming up which doesn't affect me but obviously it does a lot of well fights is the school boundaries are they considered in the ward boundaries.

20:13:48 Yeah.

20:13:51 I know the schools were involved with this, and they there.

20:13:57 there was like an invitation to consult with them as well.

20:14:02 I can't speak to Eric's work but I'm going to write that question down

20:14:09 and have him address it in a few minutes. Okay.

20:14:13 So, so that's it, that's an example of what questions does this raise for you. So you're answering all the right questions which is fantastic, even if I don't ask them, that's great.

20:14:22 So let's take a look at option, I think it was Eight-B that popped up in the preferences right.

20:14:28 This is Eight-B on your screen here with these four wards across the top, and then four and kind of in a row across the top and then kind of a grid down below.



20:14:38 This one popped up fairly high too. Okay. And then the comments around that was

20:14:45 somebody likes it their house was in a different ward, best bang for the buck.

20:14:53 Some people were opting for this, I think because the idea of eight wards means eight councillors as opposed to 12, a lot of people like the idea of smaller council.

20:15:07 But in terms of the wards themselves, dedicated downtown ward

20:15:15 this option incorporates more of the downtown and surrounding areas. And so there's somebody who kind of likes the shape

20:15:25 and

20:15:28 capture some of the diversity inside the wards by the sound of it,

20:15:35 Somebody saved me like full time counselors so that works for them but it's not a boundary, answer, here's, here's a boundary answer that

20:15:48 everything so far south of the river is sort of as a chunk so I like that.

20:15:56 What would make it better?

20:16:00 Number of counselors, maybe tweak it slightly so that the one ward I think ward three isn't too small of a population compared to the others, just a minor tweak and then why not.

20:16:14 Well, people like 12 counselors too.

20:16:18 So they like the smaller downtown Ward, and then don't like one counselor per award.

20:16:25 So that's the gist of it is all the people who don't like don't want, who will want to have to counselors were worth.

20:16:36 It seems like that's the bulk of the, so I think that's probably a good point too. Yeah, it becomes not so much about boundaries, as about the representation.

20:16:49 Yes, yes, yes, somebody likes that version of the downtown ward.

20:16:57 And they're like, the southern the east, west, north south of Courtright they like that boundary.



20:17:07 And if east of Courtright was not included the Priory Park area it's just part of our neighborhoods, somebody had a sense that one of those wards really felt like it was part of their neighborhood.

20:17:17 Now I'm going to show you Five-B as well, just because it popped up a little bit and.

20:17:29 And it and it compromises on a few things. So this was Five-B.

20:17:39 So it's not six wards it's five, but it's still the two counselors per ward.

20:18:01 So a few people sort of changed their mind around this and it seems to end the, pardon me, the population projections also were really good for this one.

20:17:53 So that attracted some fresh attention too.

20:18:00 So, let me just stop showing you all this data, data, data that we're trying to digest and ask you again, Any surprises, or things that got confirmed for you?

20:18:12 And what does this mean in your minds? Okay, and What questions does it raise? of course,

20:18:32 I know it's an awful lot.

20:18:36 And we just pulled this stuff down on Monday man it's like trying to make sense out of it in, in quick order so you're seeing really raw stuff here folks.

20:18:50 I think Five-B with five wards to part time, part time, part time counselors per Ward is.

20:19:03 I didn't really look at that one that carefully but when seeing it just now. I noticed I checked notes when I was going through the report and I had written down Five-B.

20:19:24 Yeah.

20:19:25 Yeah.

20:19:26 So there were a few people who, it really kind of resonated with it was surprising.

20:19:32 We put it out there because we were asked for it and when we did the research, it actually turned up some, we're really build a model that had some really good population projections, but just out there.

20:19:46 Okay, it can't John, please.



20:19:50 We are growing rapidly and we're expected to grow even more rapidly.

20:19:55 Yeah, I'm in an old neighborhood the infill it's been a major thing going on it's a lot of the infill is all townhomes and in high density of developments themselves in the junction neighborhood, which is just turning, turning around.

20:20:13 As far as the character ever goes, Yeah, I think I'm going to go back to my original thesis about the voices around the table, so I may again, that as we grow we're growing so rapidly.

20:20:27 I think the more voices we can have there, the more input we can have, the better. If you decrease the number of counselors, I think it exponentially increases the number of staff needs to take care of them, because the population is not going to slow

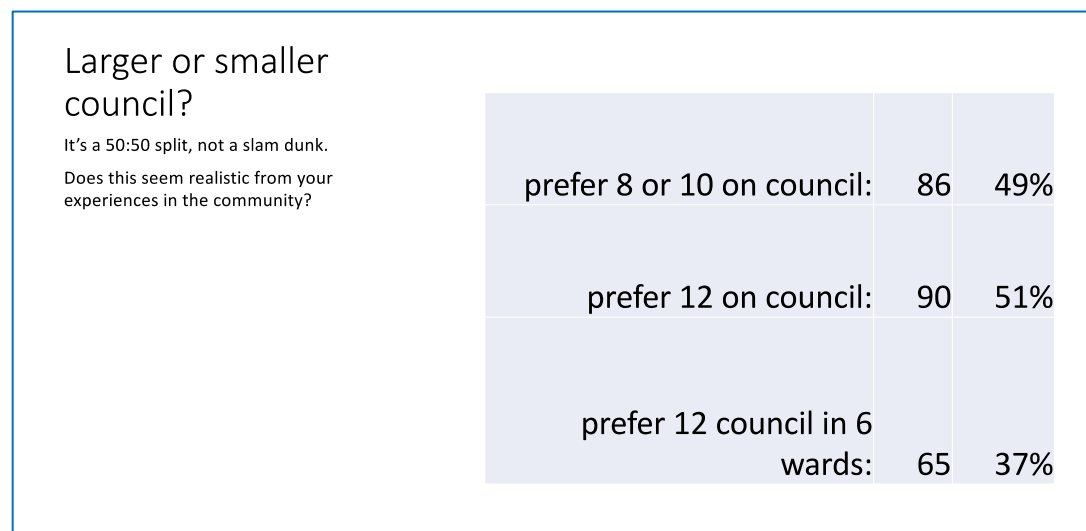
20:20:42 down. Yeah, growth, it's going to get faster and heavier and, and we, if we want to be able to feel that sense of community. We need to have a voice and that's why all of us are here tonight, felt that our voice.

20:20:56 It needs to be heard. and we needed a commitment towards this tonight, the stuff you take away from this, I hope is positive in that light. But, again, one more time, more voices around the table, the better.

20:21:12 Let me show you an interesting related piece of information.

20:21:18 It's a dead heat.

20:21:20 Oh god.



20:21:22 I was so like I was looking for something a little more definitive. But when you read through all the arguments, you know all the reasons why it, like if you add up like of all the options that were presented to people if you add up the ones that resulted



20:21:37 in 12 person councils, and you add up all the ones that people supported for a non 12 person council like eight or 10, that's really the only options on the table.

20:21:50 It's dead heat.

20:21:55 49 to 51%, right, and only 37% actually when you add it up.

20:21:58 Preferred this six-ward 12-counselors, so it wasn't an open and shut case right.

20:22:08 So, once again we come back to the fact that you know council is going to have to make a decision, and it is a political decision, and there's no right answer.

20:22:17 So, back to you folks.

20:22:19 What does this mean for Guelph and trying to find a way forward?

20:22:27 I'm, I'm with \_\_\_ you know I didn't really find Five-B initially was not very exciting but you know in looking at it I believe that that is something that might be sellable.

20:22:41 I also agree with \_\_\_ about the more voices around the table.

20:22:47 And I think.

20:22:50 I also like the Five-B the future, looking towards population equalness, which is which is really important because we're growing so fast that we need to think of this and review again in 10 years, hopefully.

20:23:06 I think it's how you sell it and I think we need to know why, why the council preferences are what they are, I guess that will be down the road.

20:23:14 I feel at this point you know you have a really good base council has a good base and that the top few picks, however you spin them, could probably be sellable.

20:23:27 Okay, any other understanding of what does this mean?

20:23:36 Because in the end, this is recommendations that will go to council right so they have to sort it out but that needs to be super clear for them.

20:23:42 So are you going to cut down from the choice of 13 down to a choice of say four, maybe five and present to council. Yeah, shortlist. Will that be sent out on Guelph HaveYourSay those four or five before it goes to counsel?

20:24:08 Absolutely.



20:24:10 John, we won't be sending that many straight to council there is another little round of consultation with the smaller number, right, which is the response to the question, we would win over 13 down to something a little more manageable.

20:24:27 And we've got some obvious candidates here. But there is another round to get some more feedback on of the kinds of things we're talking about where we, we exclude those ones that clearly are not terribly workable for various reasons so council will

20:24:44 probably get.

20:24:46 I'm not going to be definitive probably two, maybe three.

20:24:52 I'll use my usual story I tried wants to propose to a council three choices. They spent four hours and good make a decision because they couldn't get a majority on any one of them.

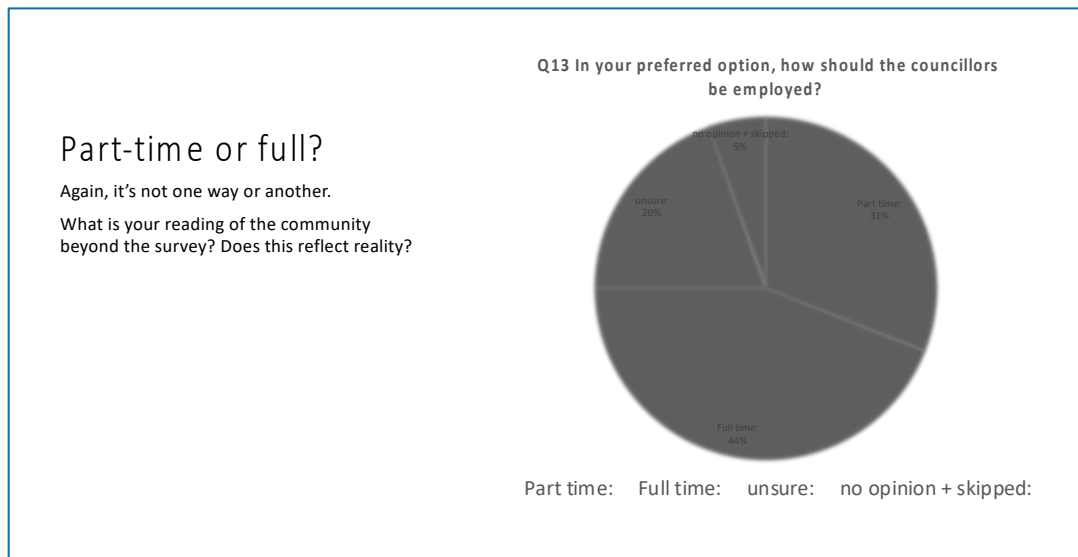
20:25:03 So, I'm inclined to try to get to two but this is yet to be determined but the point is we want to hear some more when we've had a chance to think about these at perhaps make some of the changes that we've heard about to recognize some of the things that

20:25:20 that are here and see, you know what, whether you know it. If it's a Five-B which again, I agree with you, it's sort of surprises when we finally put it together and realize, hey, this has some, some merit smaller but as merit, maybe, you know, that

20:25:37 would be modified to as the other So the short answer is there will be another round of activity before council gets a recommended option there is with these are preliminaries not sure what will call the next ones.

20:25:55 But, but another preliminary round, and then a final recommendation ended in June, intermediaries. Thank you. I'll make a note of that.

20:26:04 And just to nag you a little bit further, or part time or full time, it wasn't really definitive, either.



20:26:13 You know, here you can see 44% of the people said, full time.

20:26:18 Okay, but then that meant there's 66%, who were either part time or unsure didn't know right so it's not super clear, you know, 31% for part time 44% for full time, but 25% unsure or skip it.

20:26:37 Absolutely not full time, they don't realize that full time counselors need an office, they need benefits they need staff, they need equipment, and on and on and on.

20:27:01 I found all this out at that council remuneration advisory committee and we said no way are we ever going to have full time counselors is just too costly.

20:27:02 So, you know, no, No, no course I'm counselors need a life.

20:27:07 Yeah, bigger question. I think you're also limiting your people that can be full time counselors, yep, least part time there are people that are involved in other parts of life as well and can fit part time in.

20:27:22 We're a full time counselor are either leaving something probably to do it. And you're limiting it as well, not, not, nonetheless, to say the money side of it.

20:27:34 Yeah. So, In the last three minutes.

20:27:38 I'm going to put the two questions to Bob. Was consideration given to schools when trying to find these word boundaries was school districts part of it?

20:27:54 You're muted. Yeah.





20:27:56 The school boundaries per se, of course are themselves, flexible, they change. You know there's schools, but the population around them, which has a boundary is often up, open for modification with changes in the population itself.

20:28:13 \_\_\_'s reference to children coming in the schools are sometimes too small, whatever. So, and also the question of how trustees are elected.

20:28:24 So, we need to know where there is growth and the schools are one of the clues about changing neighborhoods. I don't have that and again I would, I'm going to pass the buck to Eric, it's just that that's something we would know a little bit about

20:28:38 in terms of, you know, where schools are located within neighborhoods and we would certainly want to, to be aware of that I don't. I've just forgotten.

20:28:48 Whether you've got trustees elected in Ward's in well, or whether Guelph itself elects trustees to the, to the board and either the Catholic system or the public system.

20:29:03 And if it's all if they're all if they're just elected within itself then these boundaries don't matter.

20:29:09 So that's the outcome if I can put it that way. And then the other question is where the schools are the other question was, Was consideration given to having a ward at the North around Speedvale Road?

20:29:23 or was there just not enough population there to commercial? If you want to jump in on that one.

20:29:28 Yeah, I could comment.

20:29:31 Yeah, yeah I mean we certainly looked at various combinations, especially as it related to those more granular opportunities with respect to 10 and 12 Ward options are models, if you will, to allow for those more granular configurations, but certainly

20:29:49 in the North West and around Speedvale, as it was mentioned is largely an industrial, commercial area.

20:29:57 Population levels just weren't large enough to support you know a separate boundary word boundary, or award for any of those neighborhoods in that area alone so they needed to be combined with neighboring residential areas.

20:30:14 Okay, cool. And those residential areas tend to be the south of it.

20:30:19 They don't there's not a band of neighborhoods across the north above Speedvale. So you've got to end up turning them the other direction to capture the population that goes in with it.



20:30:31 Okay, well, we are at 8:30, and I just want to make sure that there's any other questions that need to be answered that are different from the previous ones, are there any other outstanding questions that you really would like to have answered?

20:30:44 The other thing you can do is you can keep throwing questions at us all you want because there's this thing called email, and there's this engagement website with a Q and A section to any other questions.

20:30:58 Any other questions? Then, let me say, thank you very much, and in

20:31:06 lieu of an evaluation. If you could type a comment in the chat box. About this meeting itself. Okay, can you just say something about this meeting before you bug out.

20:31:21 Okay, please.

20:31:24 And I'll get something back to you, but it's pretty unofficial at this point.

20:31:31 Okay, something about it.

20:31:47 Right.

20:31:49 So then let me say thank you very, very much. It's really helpful for us as the consulting team to hit the pause button, and look at the public input, and have this kind of a conversation with you because you know we're doing this all the time, and you can

20:32:23 kind of get ahead of yourself. So this has been, I think, really helpful for making sure that we deeply understand what people are saying. Okay, so thank you very much, folks, and I wish you a pleasant evening, and I hope you get involved in the next

20:32:30 round of consultations when we have a shortlist in April. Yeah, so take that like, what is it like two weeks to turn this around? It's amazing.

20:32:40 I'm sorry my blood pressure just went up.

20:32:42 Sorry.

20:32:44 Thank you, everyone. Thank you. Bye bye Hey, thank you again.

20:32:49 Thanks very much. Goodnight. Goodnight. And I thank you. Good night. Thank you.

20:32:56 Bye.

Evaluation notes in chat:



- This meeting...well done - great way to gather input. Thank you.
- Interesting information. I'm looking forward to following the process.
- Appreciate the conversation, well facilitated!
- By everyone...nice to meet you all!
- This is the best opportunity for input that I have experienced since I have lived in Guelph (25 yr). Well done. I do hope that we will have access to the recommendations moving forward.
- Thank you for allowing we citizens to participate and become more informed. Again: many, many thanks !!!