

# Speed Limit Reductions

**Committee of the Whole**

July 5, 2021

# Road safety is a top priority in the City of Guelph



**Navigating**  
our future

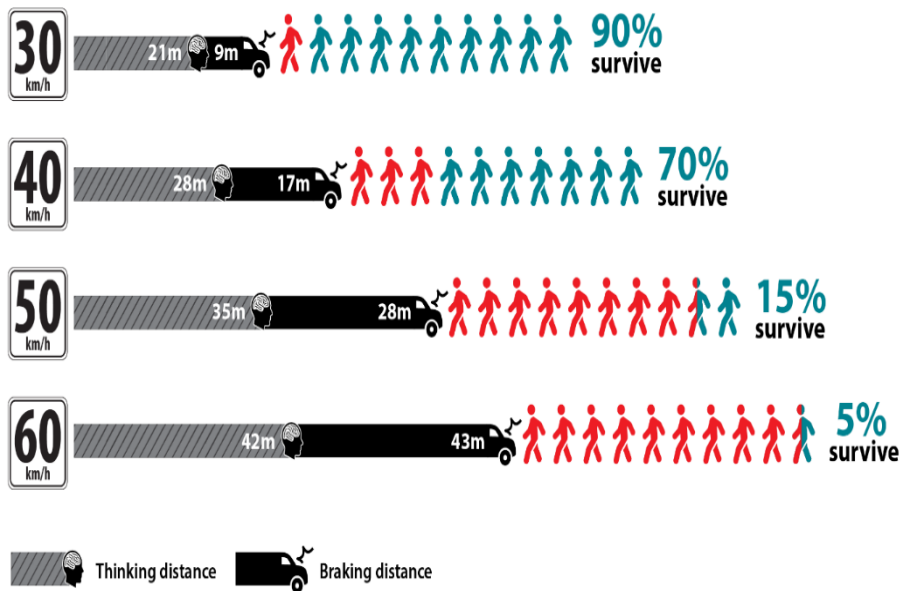
Community  
Road Safety  
Strategy



# Guelph collision statistics

- On the City's roads:
  - 1 collision occurs every 230 minutes
  - 1 person is injured in a collision every 9 hours
  - 1 road fatality occurs every 130 days
  - 1 pedestrian collision occurs every 10 days
  - 1 cyclist collision occurs every 10 days

# How do we reduce the number of severe and fatal injury collisions on Guelph's roads?

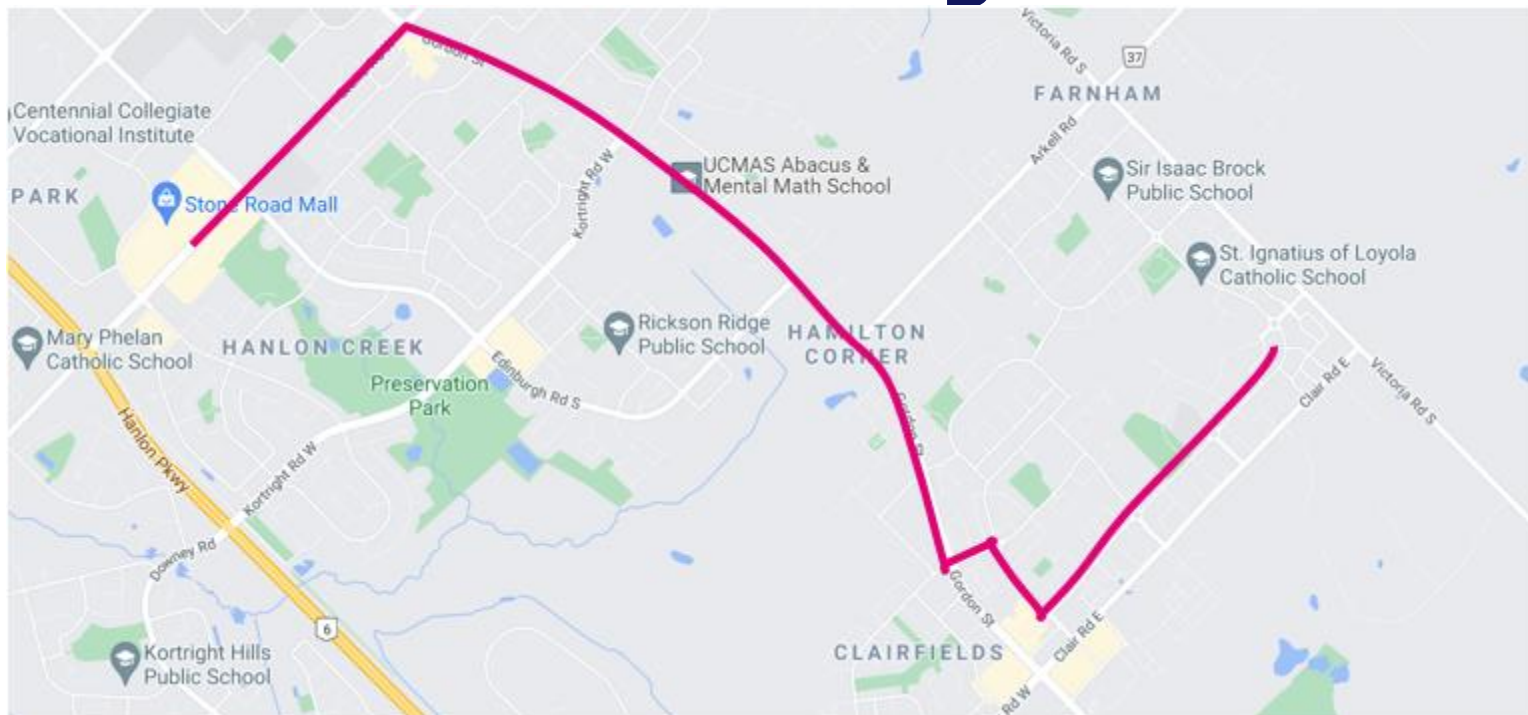


- Speed is a key risk factor in both traffic collisions and injuries. As speed increases, the distance travelled, reaction time, and the distance needed to stop all increase

# Options to reduce collision severity

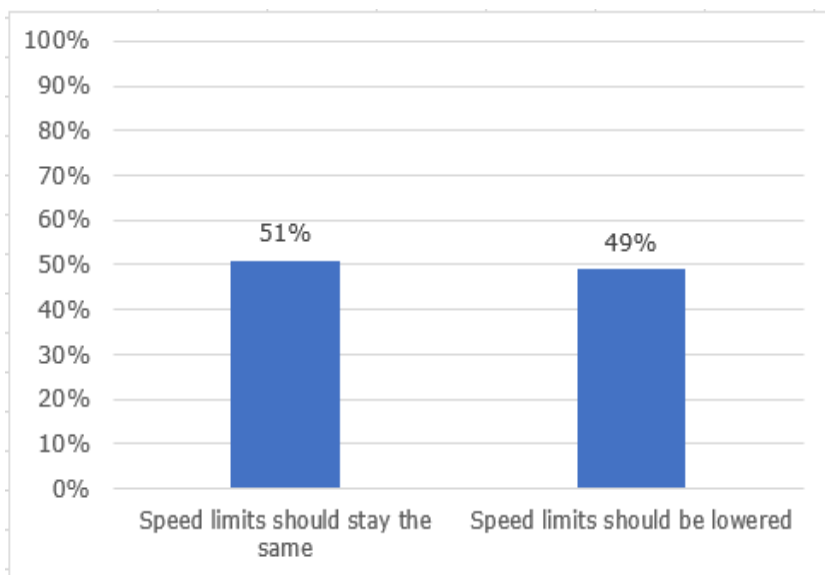
- Community road safety strategy / Vision Zero
- Traffic calming policy
- Speed limit reductions
- Automated enforcement

# Travel times changes

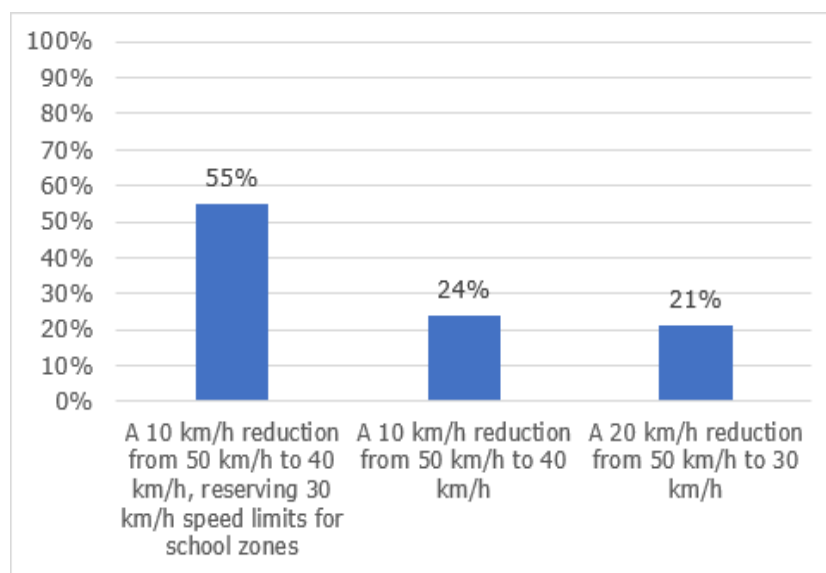


- 1 minute and 26 second increase to travel times after speed limit reductions, based on an average trip length of 7.6 km

# Community engagement



Should speed limits be lowered in the City?



If yes, what should the speed limit be lowered to?

# Neighbourhood wide reductions

- Bounded by arterial roadways
- School zones currently posted at 30 km/h would remain unchanged
- Completed by Q3 2023
- Implementation prioritization would be based on equity, existing road safety infrastructure, pedestrian generators and collision history

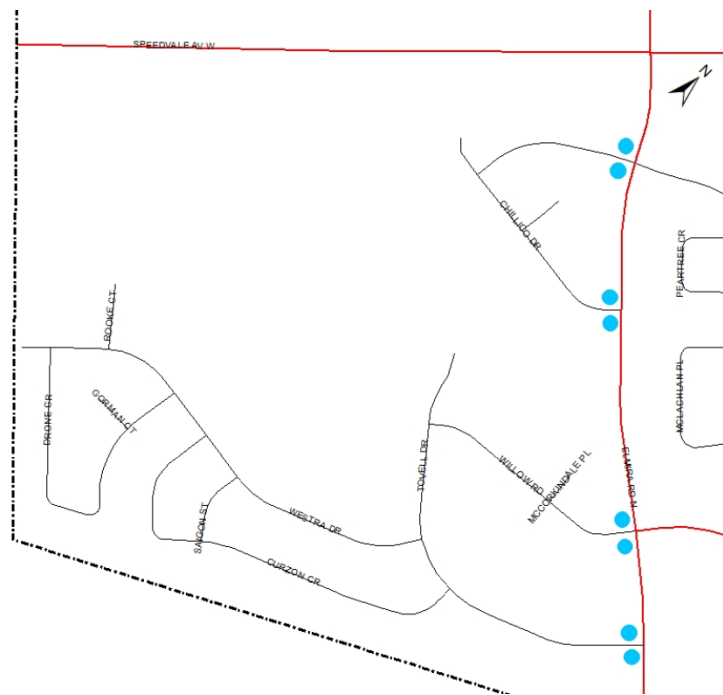




# Safer School Zones Act



Before



After

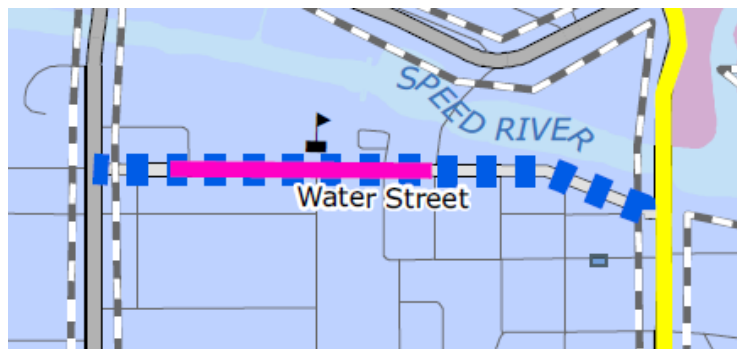
# Arterial/collector speed limit reductions

- Due to City growth, a number of arterial and collector roadways have been recommended for a speed limit reduction
- Reductions recommended across the downtown (central business district) and the University of Guelph
- Completed in September 2022 to line up with Guelph Transit route changes



# Community Safety Zones

- Informs drivers that they're entering a zone that the community has designated as an area where the safety of its children/citizens is paramount<sup>1</sup>
- Through the *Safer School Zones Act* fines associated with speeding in these zones are doubled



<sup>1</sup> Ontario Traffic Manual Book 5 Regulatory Signs

# Automated Speed Enforcement (ASE)

- Automated system that uses a camera and a speed measurement device to enforce speed limits<sup>1</sup>
- Can be deployed in Community Safety Zones and/or school zones
- Mandatory 90-day warning period in advance of system activation
- Initial deployment of 2 mobile cameras to be moved every 1-2 months
- Target program start date of Q3 2023



<sup>1</sup> <https://www.aseontario.com/faq>

# Financial implications

- Speed limit reduction and community safety zone signs are funded using existing tax-supported Capital budget (TF0026) funds at an estimated cost of \$300,000
- ASE would be funded through the Operating budget. Funding in the amount of approximately \$120,000 would be required for each year of operation based upon 2 mobile cameras being rotated every 1-2 months, with the cost offset by anticipated violation revenues

# Recommendations

1. That staff be directed to bring forward a revised Traffic By-law, including speed limit changes as outlined in report IDE 2021-180 dated July 5, 2021, be approved.
2. That staff be directed to bring forward a revised Traffic By-law, including community safety zones in preparation for future automated enforcement programs, as outlined in report IDE 2021-180 dated July 5, 2021, be approved.

# Recommendations Continued

3. That the Automated Speed Enforcement program implementation plan, as outlined in report IDE 2021-180 dated July 5, 2021, be approved and considered through the budget process.