

# COVID Update

## Guelph City Council



**PublicHealth**  
WELLINGTON-DUFFERIN-GUELPH  
*Stay Well.*

Reflects data available to  
WDG as of 2021-09-02

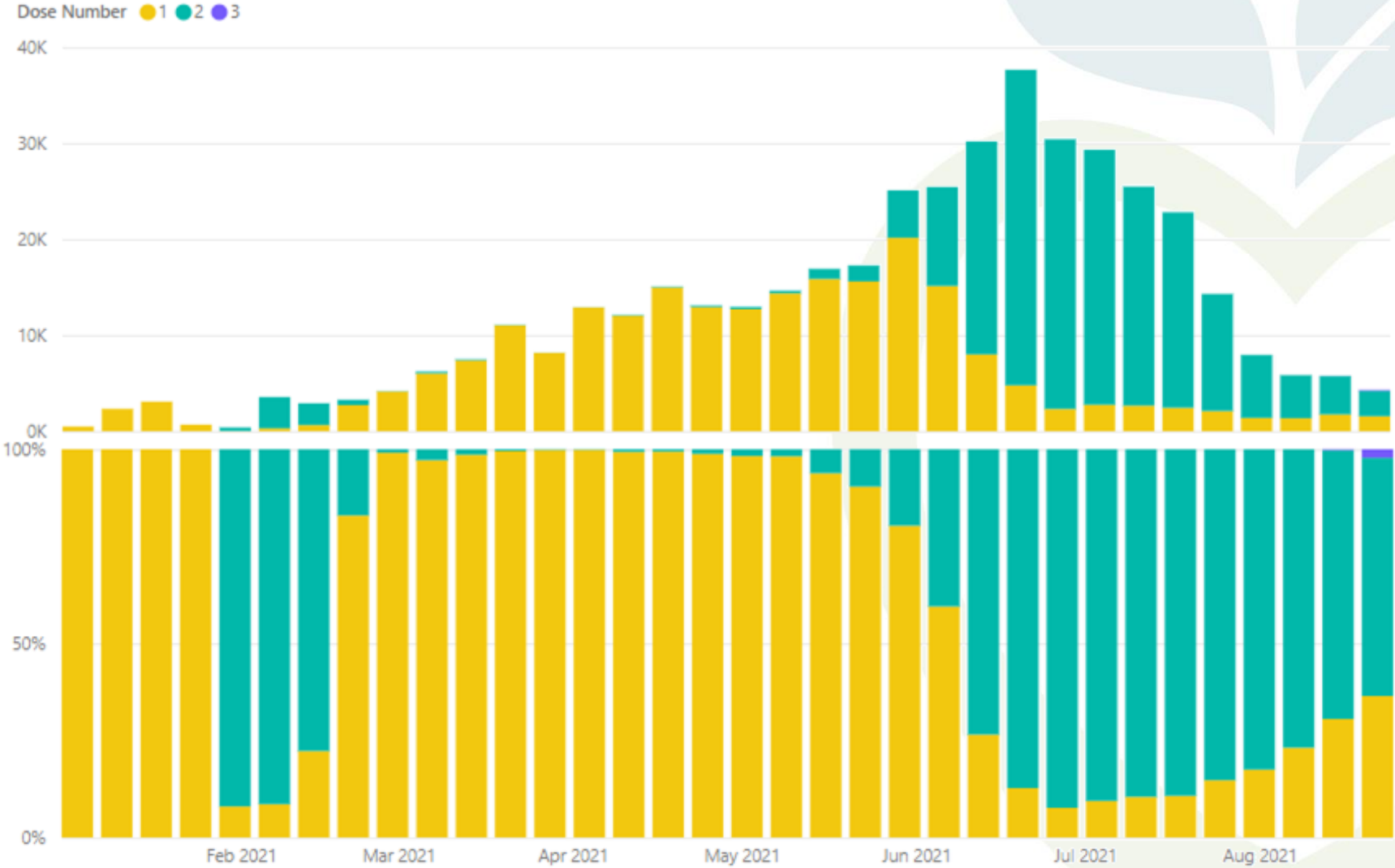
# Outline

1. Vaccination progress in Guelph
2. Who is still getting sick
3. Who remains unvaccinated
4. Third doses and why they're important
5. Future outlook



# 1. Vaccination Progress in Guelph

Proportion of first doses administered in WDG has increased steadily over the last 2 months, now accounting for more than 35% of vaccine doses in a given week.

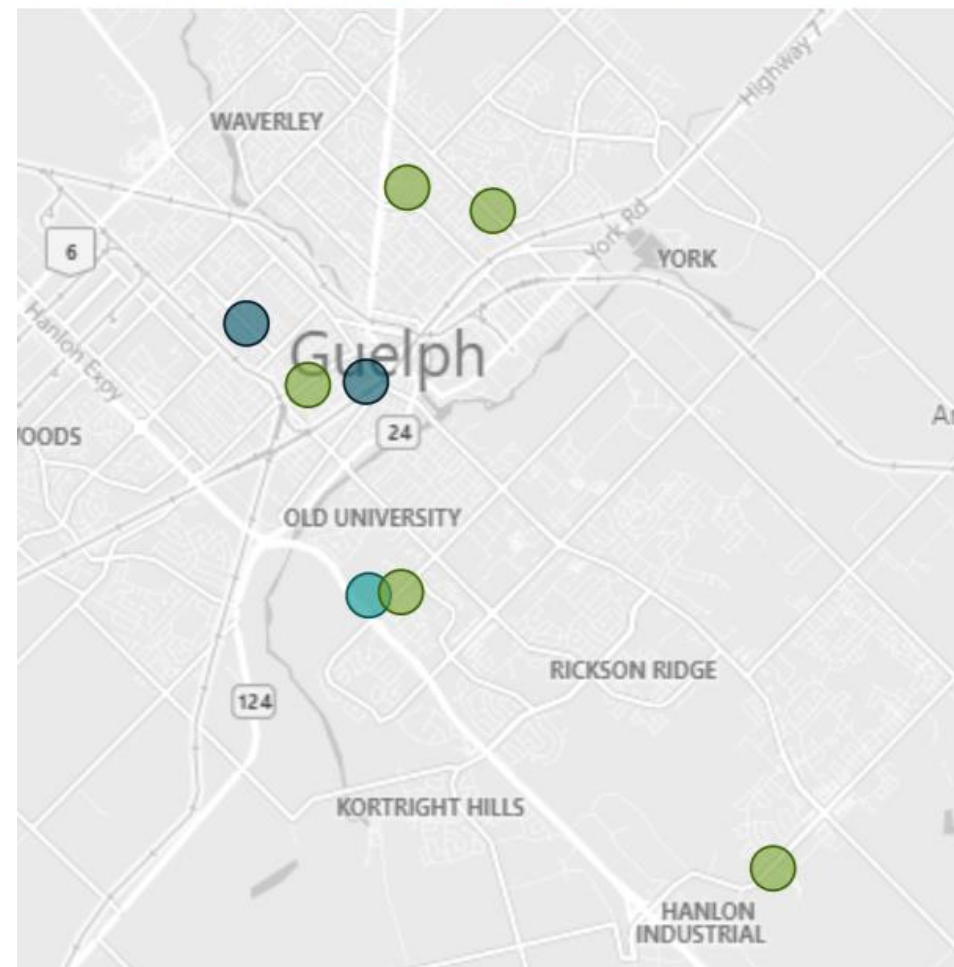


# Vaccination coverage in Guelph high schools

The overall vaccination rate of Guelph high school students is **83.1% for at least one dose**

This well exceeds the provincial average of 75.2% for ages 12 to 17

Students Vaccinated ● <60% ● 60-70% ● 70-80% ● 80+%



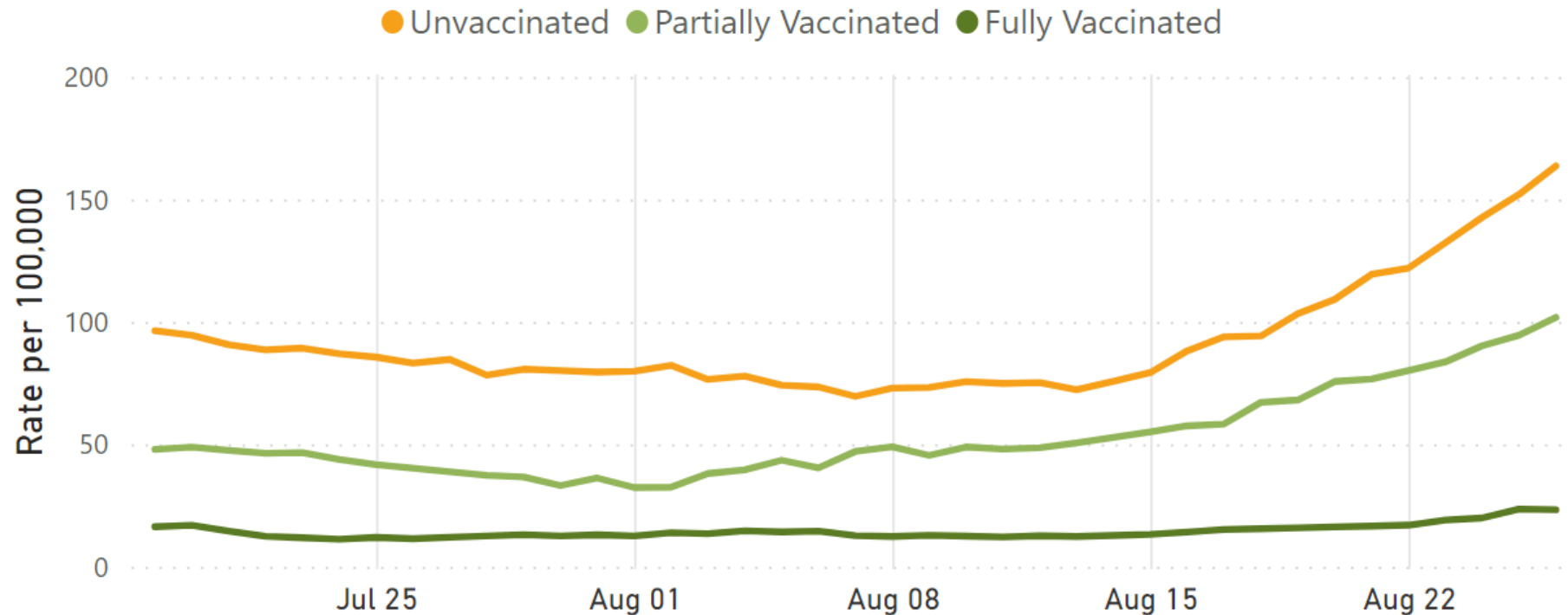
# Comparison at municipality level

Municipality	Population	At Least One Dose (12+)	Fully Vaccinated (12+)
Guelph	145,000	90.1%	84.3%
Barrie	155,000	81.8%	73.9%
Ajax	122,000	80.5%	75.2%
Orillia	31,000	88.6%	81.2%
Collingwood	22,000	90.8%	84.3%
San Francisco	875,000	87%	80%
Toronto	2,900,000	82.9%	76.6%

Guelph has achieved one of the highest vaccination rates in Ontario (and North America)

## 2. Who is still getting sick

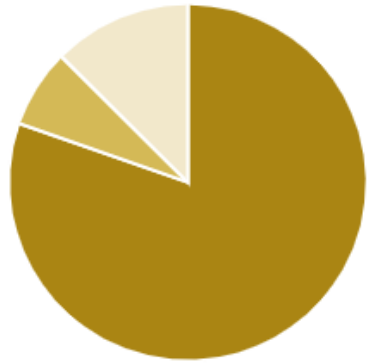
30-Day Moving Rate (per 100,000) by Case Vaccination Status



In WDG the case rate in unvaccinated individuals is **5.0x greater** than the case rate in fully vaccinated individuals

## 2. Who is still getting sick

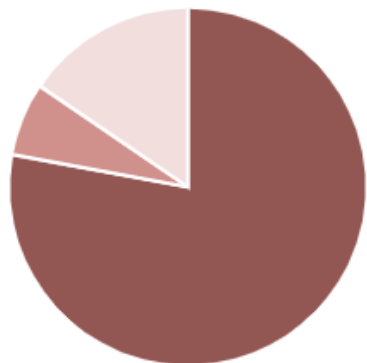
### In ICU



● Unvaccinated	90
● Partially vaccinated	8
● Fully vaccinated	14

The vast majority of hospitalized cases are unvaccinated.

### In hospital but not the ICU



● Unvaccinated	141
● Partially vaccinated	12
● Fully vaccinated	28

The impact of vaccination on hospitalization is made even more clear when you consider more than two thirds of the population is fully vaccinated (67% - Ontario, all ages).

### 3. Who remains unvaccinated

Population Category	Guelph	WDG	Ontario
Eligible and unvaccinated	12,474	42,847	2,175,679
One dose only	7,340	14,777	860,217
Ineligible (5-11yrs)	11,244	25,255	1,075,793
Ineligible (6mo-4yrs)	7,062	15,313	653,975



# 4. Third doses and why they're important

- **Strong evidence has emerged that severely immunocompromised patients are less likely to mount a robust antibody response and would benefit from a third dose. Ontario has approved third doses for:**
  - **Transplant recipients**
  - **Individuals receiving treatment with an anti-CD20 agent**
  - **Individuals receiving active treatment for malignant hematologic disorders**
  - **LTC/RH residents**

# 5. Future Outlook

## Key Factors in how Guelph and Ontario will fare during the 4<sup>th</sup> wave

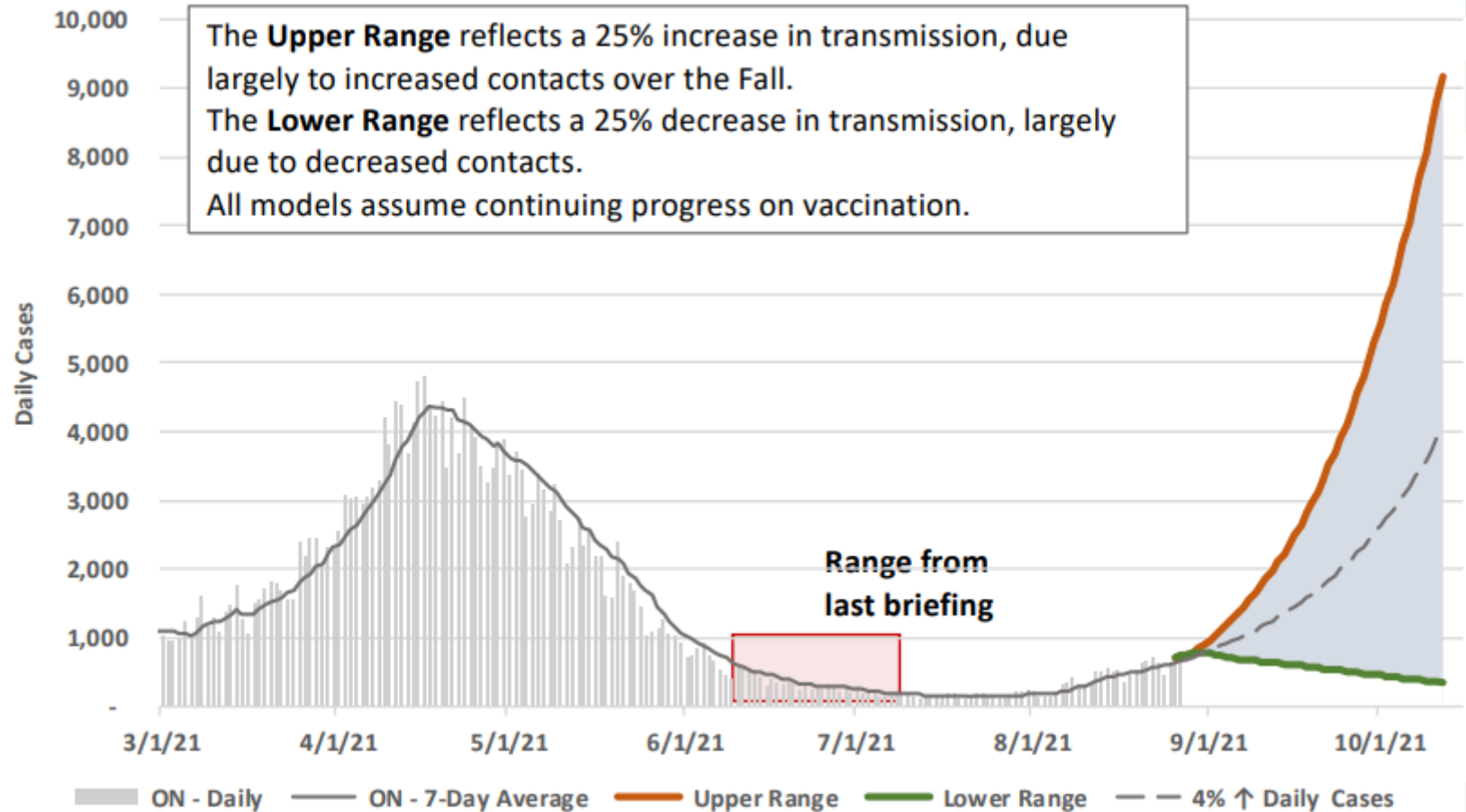
- **Maximizing vaccine coverage**
  - Working through the 'last mile' beyond 90% (Guelph)
  - Effectiveness of vaccines means reduced hospitalization risk
  - Extended dose interval (up to 16 wks) may influence immunity
- **Public health measures and restrictions**
  - Individual-, organization-, and community-level measures
  - Willingness of the public to follow recommended practices



# 5. Future Outlook

The Science Table provided updated projections for Ontario on Sept. 1

In addition to hitting higher vaccination rates, they highlight a need to keep contacts at 70% of pre-pandemic level



# 5. Future Outlook

Wastewater surveillance provides additional evidence for changes in community risk and may serve as early warning of rising cases in Guelph

