












**65 ALMA STREET  
SKETCH FOR MINOR VARIANCE  
CITY OF GUELPH  
COUNTY OF WELLINGTON**

SCALE 1 : 100

ALL DIMENSIONS IN METRES

**LEGEND:**

-  DENOTES SURVEY MONUMENT SET
-  DENOTES SURVEY MONUMENT FOUND
-  DENOTES .025 x .025 x 1.20 STANDARD IRON BAR
-  DENOTES .015 x .015 x 0.60 IRON BAR
-  DENOTES .025 x .025 x 0.60 SHORT STANDARD IRON BAR
-  DENOTES ROCK POST
-  DENOTES WITNESS
-  DENOTES CUT CROSS
-  DENOTES VAN HARTEN SURVEYING INC., O.L.S.'s
-  DENOTES BLACK, SHOEMAKER ET AL, O.L.S.
-  DENOTES PROPORTIONED

