
















**65 ALMA STREET
SKETCH FOR MINOR VARIANCE
CITY OF GUELPH
COUNTY OF WELLINGTON**

SCALE 1 : 100
ALL DIMENSIONS IN METRES

LEGEND:

-  DENOTES SURVEY MONUMENT SET
-  DENOTES SURVEY MONUMENT FOUND
-  DENOTES .025 x .025 x 1.20 STANDARD IRON BAR
-  DENOTES .015 x .015 x 0.60 IRON BAR
-  DENOTES .025 x .025 x 0.60 SHORT STANDARD IRON BAR
-  DENOTES ROCK POST
-  DENOTES WITNESS
-  DENOTES CUT CROSS
-  DENOTES VAN HARTEN SURVEYING INC., O.L.S.'s
-  DENOTES BLACK, SHOEMAKER ET AL, O.L.S.
-  DENOTES PROPORTIONED

-  SIGN
-  UTILITY POLE
-  FENCELINE
-  DECIDUOUS TREE
-  4MX5M SITE LINE TRIANGLE

