



2023 City budget confirmation

The Strategic Plan and the 2023 budget

The Strategic Plan's five priorities lead this budget, setting us on a sustainable path for our economy, environment and transportation while supporting an efficient workforce and united community.

Powering our future



Sustaining our future



Navigating our future



Working together for our future



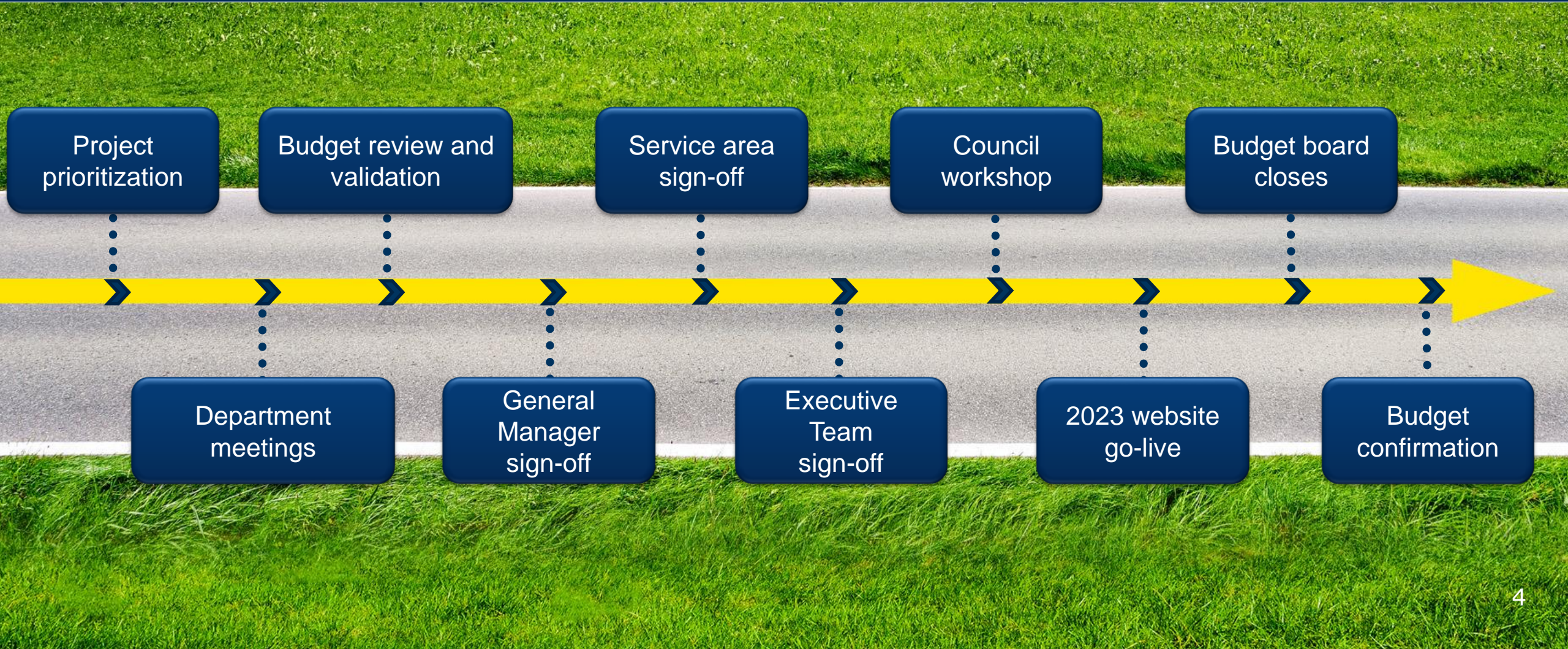
Building our future



Multi-year budgeting and the budget confirmation



Budget update journey



Our budget story: an update



Pace and capacity




Energy and climate reduction impacts



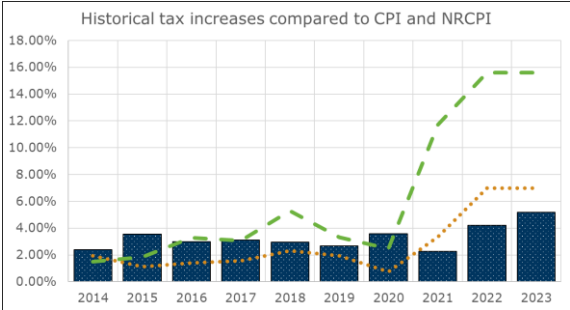
Legislative impacts




COVID-19 pandemic and the healthcare system



Modernizing and transforming service delivery



Inflationary pressures



Supply chain challenges

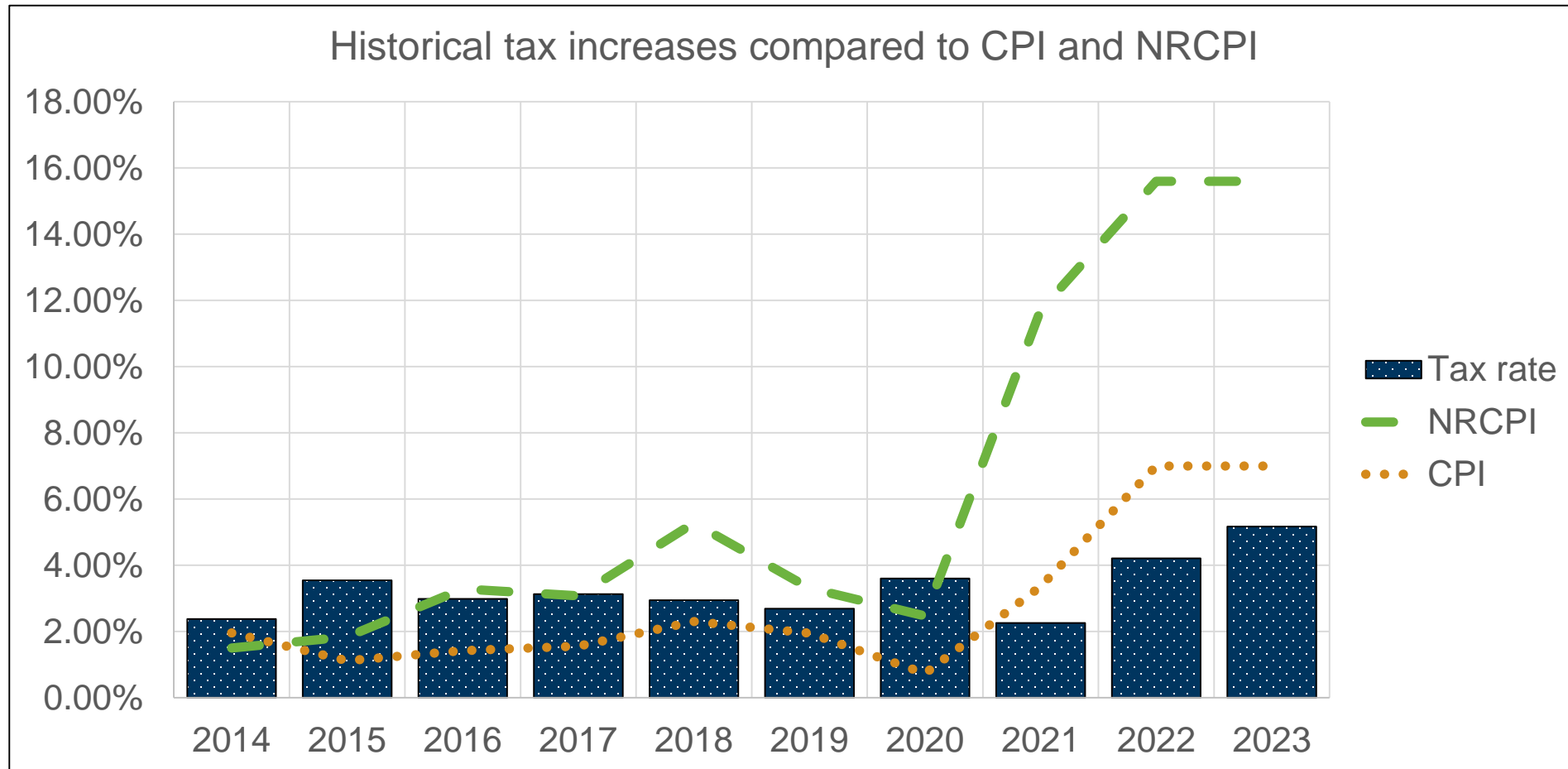


Competitive labour markets



Economic uncertainty

Our budget story: inflationary pressures



Note: 2023 CPI and NRCPI are estimated at current inflation

Our budget story: supply chain challenges



Our budget story for 2023: competitive labour markets



Our budget story: forecast of economic decline



Guelph is mandated to grow; emerging legislation in the budget



Risk and mitigation strategies



2023 budget update

2023

UPDATE

What is updated in the 2023 operating budget



In-year council approvals



Legislative impacts



Advancement of 2025 Paramedics master plan




Phase-in of operating impacts



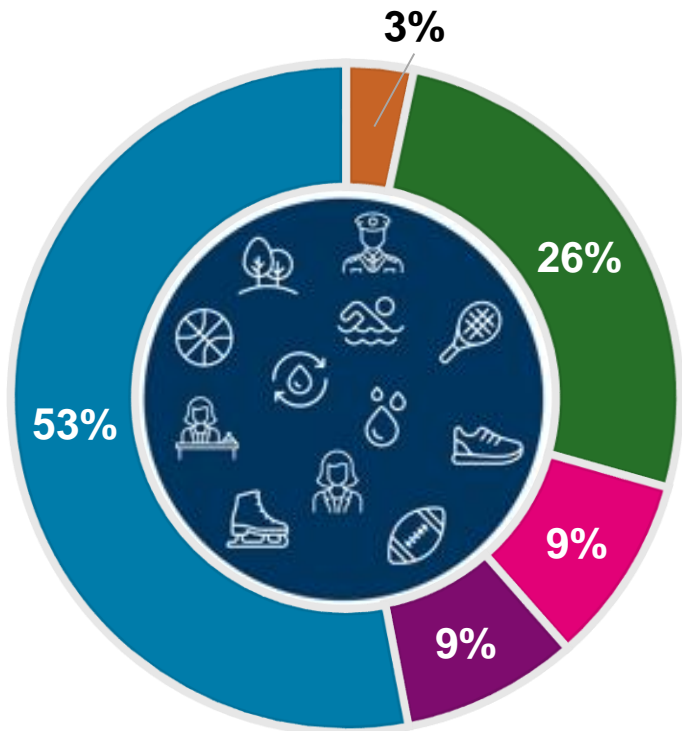
Assessment growth revenue

2023 operating updates



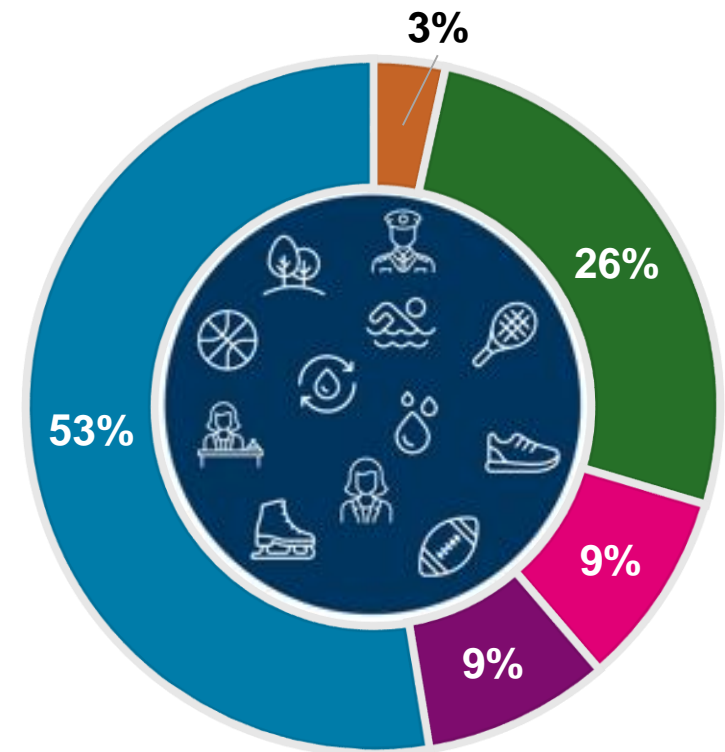
2023 gross operating budget

Approved budget



\$506,173,886

Updated budget



\$508,599,380

- Powering our future
- Sustaining our future
- Navigating our future
- Working together for our future
- Building our future

2023 City budget update operating drivers



| | 2023 approved | | 2023 update | |
|---------------------------|----------------------|-------------------|----------------------|-------------------|
| | Total net tax impact | Tax levy increase | Total net tax impact | Tax levy increase |
| City investment | \$11,247,686 | 4.02% | \$10,778,686 | 3.85% |
| Assessment growth revenue | (\$1,874,119) | (0.67%) | (\$2,468,950) | (0.88%) |
| City subtotal | \$9,373,567 | 3.35% | \$8,309,736 | 2.97% |
| Legislative impacts | - | - | \$773,580 | 0.28% |
| Total requested | \$9,373,567 | 3.35% | \$9,083,316 | 3.25% |

2023 budget update: user rates

| | Amount (\$) | % |
|------------------------------------------------------------------------------------|--------------------|--------------|
| 2023 approved budget increase | 2,517,346 | 2.73% |
| Legislative impacts: Bill 23 | 600,000 | 0.66% |
| Transfer from rate-specific contingency reserves to rate-specific capital reserves | (600,000) | (0.66%) |
| | 2,517,346 | 2.73% |

Local Boards and Shared Services



2023 budget update: tax levy increase



| | 2023 approved | | 2023 update | |
|---------------------|----------------------|-------------------|----------------------|-------------------|
| | Total net tax impact | Tax levy increase | Total net tax impact | Tax levy increase |
| City | \$9,373,567 | 3.35% | \$8,309,736 | 2.97% |
| Legislative impacts | - | - | \$773,580 | 0.28% |
| LBSS | \$5,085,465 | 1.82% | \$4,792,488 | 1.71% |
| Total | \$14,459,032 | 5.17% | \$13,875,804 | 4.96% |

2023 capital budget prioritization



What has changed through the 2023 capital budget prioritization?



Keeping our assets in a state of good repair

Investment in transit and active transportation

Water and wastewater treatment

Improving customer service through technology

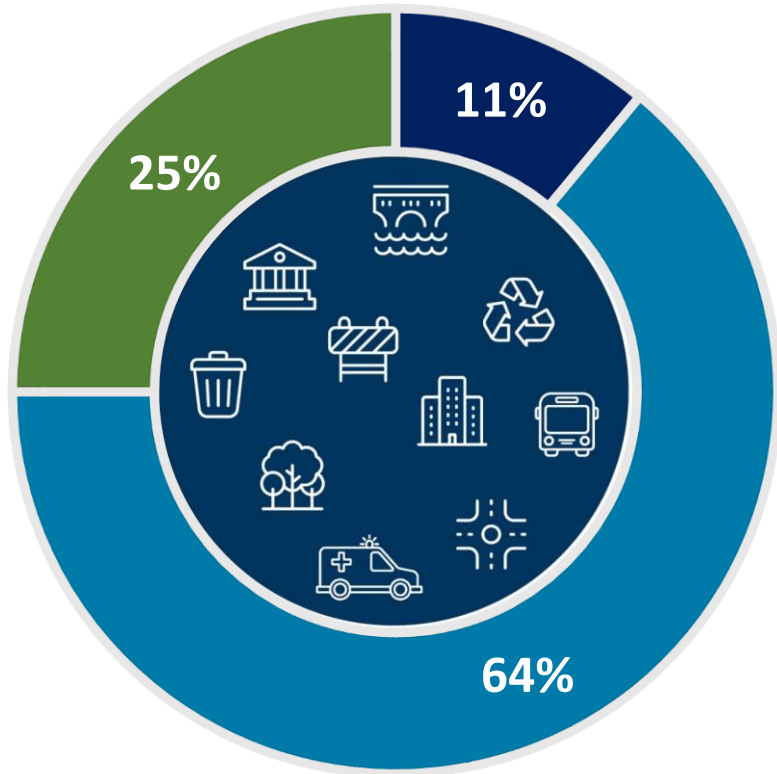
Lessening our environmental impact

2023 Capital re-set impacts



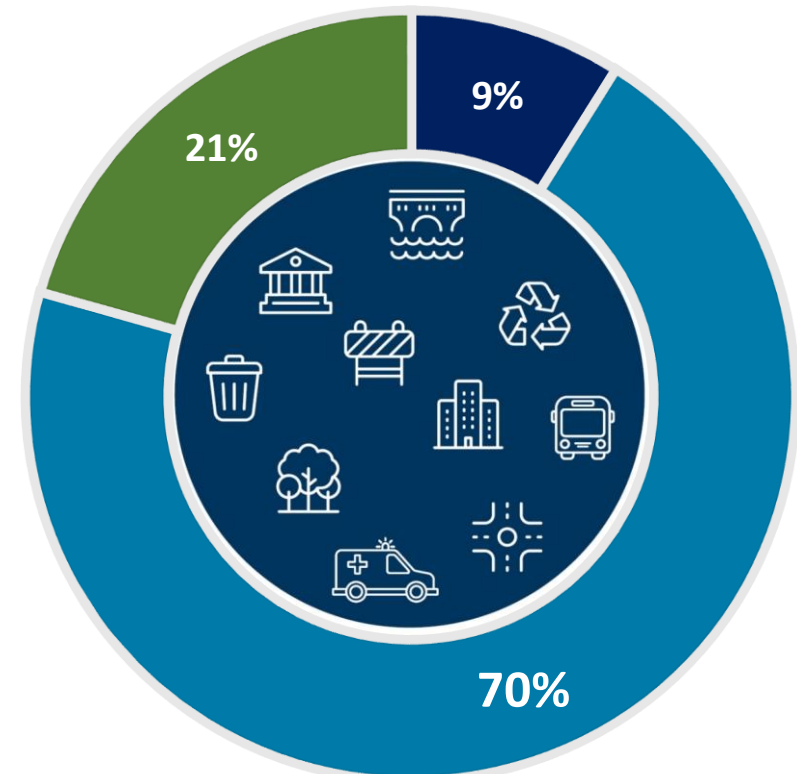
2023 capital budget updates

Approved capital budget



\$161,907,150

Updated capital budget

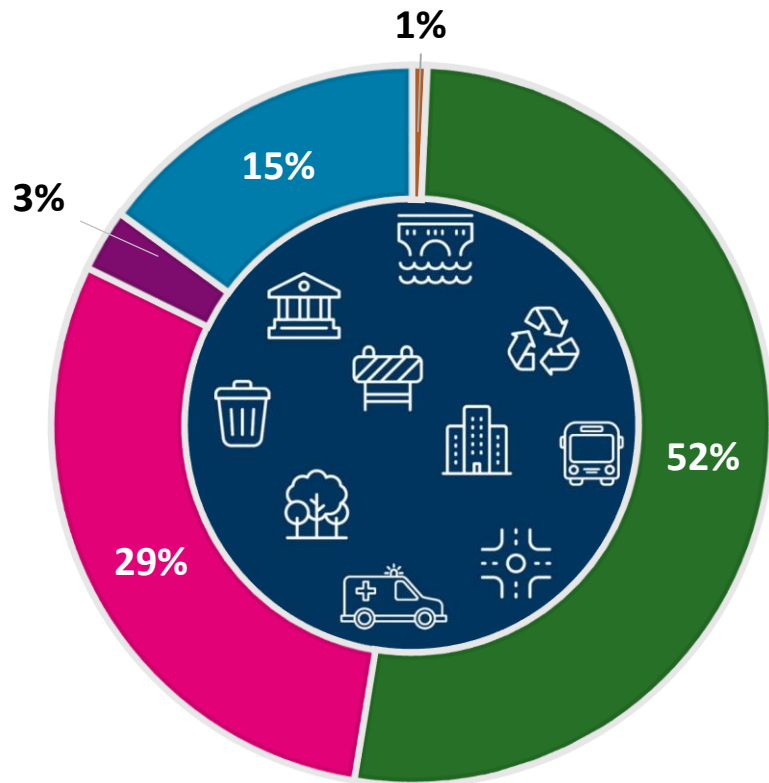


\$123,155,500

- City Building
- Infrastructure Renewal
- Growth

2023 capital budget update by Strategic Plan pillar

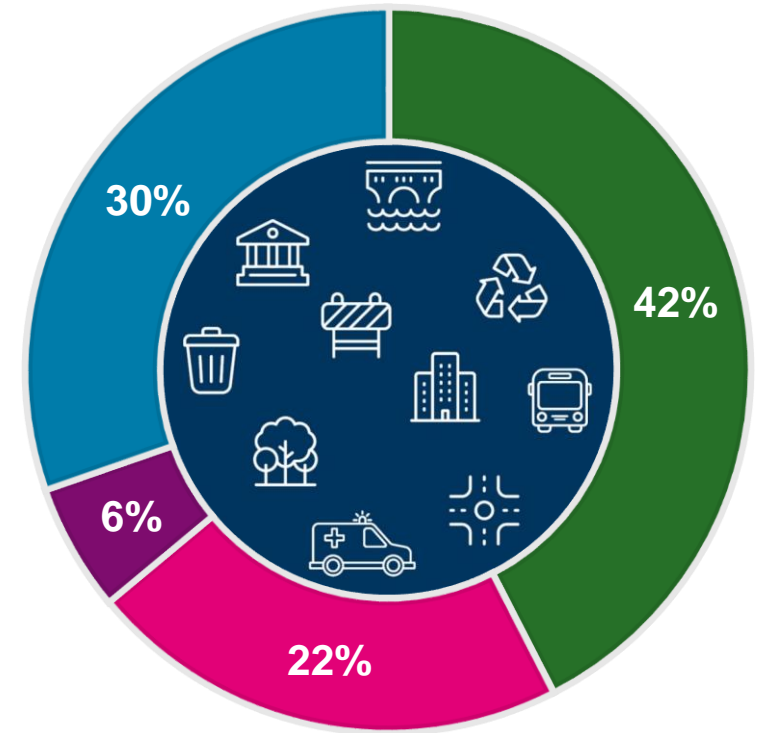
Approved budget



\$161,907,150

- Powering our future
- Sustaining our future
- Navigating our future
- Working together for our future
- Building our future

Updated budget



\$123,155,500 ²²

2023 budget update: tax levy by City and LBSS

| Expense category | 2023 City | 2023 LBSS | TOTAL |
|---------------------------|---------------|---------------|---------------|
| Net operating investment | \$9,625,366 | \$4,047,538 | \$13,672,904 |
| Assessment growth | (\$2,468,950) | (\$1,216,050) | (\$3,685,000) |
| Net impact before capital | 2.56% | 1.01% | 3.57% |
| Capital investment | \$1,926,900 | \$1,961,000 | \$3,887,900 |
| Capital impact | 0.69% | 0.70% | 1.39% |
| Total net tax impact | 3.25% | 1.71% | 4.96% |
| User Rate Increase | | | 2.73% |

Conclusion