

1 AREA MAP
A0.01 NTS



2 3 RENFREW PLACE
A0.01 NTS

TENHOUSE
BUILDING WORKSHOP

TENHOUSE BUILDING WORKSHOP
107 GLADSTONE AVENUE
HAMILTON, ON L8M 2H8
T: 905-699-7371

THE UNDERSIGNED HAS REVIEWED AND TAKES RESPONSIBILITY FOR THIS DESIGN, AND HAS THE QUALIFICATIONS AND MEETS THE REQUIREMENTS SET OUT IN THE ONTARIO BUILDING CODE TO DESIGN THE WORK SHOWN ON THE ATTACHED DOCUMENTS

QUALIFICATION INFORMATION
MATTHEW FRATARCANGELI
BCIN#:44839



REGISTRATION INFORMATION
TENHOUSE BUILDING WORKSHOP
BCIN#:112916

NO.	DATE	REVISION/ISSUE
0	09-27-23	FOR ZONING REVIEW

PROJECT:
NEW ACCESSORY STRUCTURE
AT 3 RENFREW PLACE,
GUELPH, ON

PROJECT DESCRIPTION:

- THESE DRAWINGS OUTLINE A NEW ACCESSORY STRUCTURE AT 3 RENFREW PLACE, GUELPH, ONTARIO.
- THERE ARE NO CHANGES TO THE EXISTING BUILDING OR SITE CONDITIONS UNLESS OTHERWISE NOTED ON THE SITE PLAN.
- EXISTING SITE DRAINAGE PATTERNS TO REMAIN UNCHANGED. MINIMUM 24" AROUND PROPERTY LINE TO REMAIN UNCHANGED - GRADES TO MATCH.

PROJECT NOTES:

- ALL WORK TO BE IN ACCORDANCE WITH THE CURRENT O.B.C. AND THE ONTARIO CONSTRUCTION SAFETY ACT.
- CONTRACTOR TAKE NECESSARY PRECAUTIONS TO COMPLY WITH LOCAL SAFETY AUTHORITIES HAVING JURISDICTION (I.E. OCCUPATIONAL HEALTH AND SAFETY ACT).
- CHECK ALL DIMENSIONS AND REPORT ANY DISCREPANCIES TO THE OWNER BEFORE PROCEEDING WITH THE WORK. DO NOT SCALE FROM DRAWINGS.
- ALL WORK SHALL BE DONE IN ACCORDANCE WITH THE MINIMUM STANDARDS AND SPECIFICATIONS OF THE MUNICIPALITY'S ENGINEERING DEPARTMENT.
- THE CONTRACTOR IS RESPONSIBLE FOR ENSURING THAT THERE IS NO INTERRUPTION OF ANY SURFACE OR SUBSURFACE DRAINAGE FLOW THAT WOULD ADVERSELY AFFECT NEIGHBORING PROPERTIES.
- ALL EXISTING UNDERGROUND UTILITIES WITHIN THE LIMITS OF CONSTRUCTION SHALL BE LOCATED AND MARKED. ANY DAMAGED OR DISTURBED UTILITIES SHALL BE REPAIRED OR REPLACED TO THE SATISFACTION OF THE GOVERNING BODY AT THE CONTRACTORS EXPENSE.
- SAFEGUARD ALL EXISTING STRUCTURES, SERVICES, AND ADJACENT PROPERTY AFFECTED BY THE CONSTRUCTION.
- ALL CONCRETE WORK, INCLUDING FORMING, REINFORCING, PREPARATION, MIXING, PLACING, CURING AND FINISHING SHALL CONFORM TO CSA CAN 3-A23.1-M90 (M94).
- ALL MASONRY WORK TO BE DONE IN ACCORDANCE WITH CAN3-5304-M90.
- IF THERE ARE ANY DEVIATIONS NOTED FROM WHAT IS DEPICTED ON THESE DRAWINGS, THE CONTRACTOR IS TO NOTIFY TENHOUSE BUILDING WORKSHOP AND SEEK INSTRUCTION BEFORE PROCEEDING.
- DEMOLITION SHALL BE PERFORMED IN COMPLIANCE WITH CSA S350-M1980(R2003) AND MINISTRY OF LABOUR REQUIREMENTS.
- IF REQUIRED, CONTRACTOR IS TO PROVIDE SUPPORTS OR SHORING WHERE NECESSARY, BEFORE ANY CLEANUP, DEMOLITION, OR REPAIR ACTIVITIES.
- ALL DIMENSIONS ARE IN IMPERIAL UNLESS OTHERWISE NOTED.
- ALL DIMENSION LUMBER TO BE SPRUCE, PINE, FIR (SPF) NO. 1 OR NO. 2 GRADE.
- THE CONTRACTOR SHALL SEEK FURTHER DIRECTION, IF REQUIRED, REGARDING DETAILS OR MATERIAL SELECTION. TENHOUSE BUILDING WORKSHOP DOES NOT TAKE RESPONSIBILITY FOR DETAILS NOT INCLUDED IN THESE DRAWINGS.
- ALL SPECIFICATIONS AND MATERIALS PROPOSED BY ENGINEERS SHALL BE USED IN PLACE OF SPECIFICATIONS AND MATERIALS IDENTIFIED IN THE CONSTRUCTION NOTES.
- ALL MANUFACTURED ITEMS TO BE INSTALLED IN ACCORDANCE WITH MANUFACTURERS PRINTED INSTRUCTIONS. SUBMIT ALL INSTALLATION INSTRUCTIONS TO OWNER UPON COMPLETION OF JOB.
- ALL HAZARDOUS MATERIALS TO BE IDENTIFIED BY THE CONTRACTOR AND PROPERLY DISPOSED OF.
- ALL WORK AND TRADES SHALL BE COORDINATED BY THE GENERAL CONTRACTOR TO ENSURE ALL WORK IS COMPLETED TO THE HIGHEST LEVEL OF STANDARD.
- GENERAL CONTRACTOR IS RESPONSIBLE OF OBTAIN ALL NECESSARY AND REQUIRED INSPECTIONS.
- ALL MATERIALS TO BE NEW AND FREE OF DEFECTS.

ABBREVIATIONS:

AFF	ABOVE FINISHED FLOOR	GWB	GYPSUM WALL BOARD
ALUM	ALUMINUM	HB	HOSE BIB
BBSE	BEAM BY STRUCTURAL ENGINEER	INSUL	INSULATED OR INSULATION
BM	BEAM	INT	INTERIOR
CLG	CEILING	JST	JOIST
CRF	CONVENTIONAL ROOF FRAMING	LVL	LAMINATED VENEER LUMBER
CMU	CONCRETE MASONRY UNIT	LSL	LAMINATED STRAND LUMBER
COL	COLUMN	MAX	MAXIMUM
CONC	CONCRETE	MIN	MINIMUM
CONT	CONTINUOUS	MTL	METAL
CW	COMPLETE WITH	OBC	ONTARIO BUILDING CODE
DEMO	DEMOLISH	OC	ON CENTER
DIM	DIMENSION	OSB	ORIENTED STRAND BOARD
DJ	DOUBLE JOIST	OTA	OPEN TO ABOVE
DN	DOWN	OTB	OPEN TO BELOW
DO	DO OVER	PT	PRESSURE TREATED
DR	DOOR	PTD	PAINT OR PAINTED
DROP	DROPPED	REQD	REQUIRED
DS	DOWNSPOUT	RM	ROOM
DWG	DRAWING	RT	ROOF TRUSS
EA	EACH	RWL	RAIN WATER LEADER
EIFS	EXTERIOR INSULATED FINISH SYSTEM	SB	SOLID BEARING
ELEV	ELEVATION	SBFA	SOLID BEARING FROM ABOVE
ENC	ENCLOSED	SJ	SINGLE JOIST
ENG	ENGINEER OR ENGINEERED	SPEC	SPECIFIED OR SPECIFICATION
EQ	EQUAL	SPF	SPRUCE, PINE, FIR
EST	ESTIMATED	STL	STEEL
EXT	EXTERIOR	T&G	TONGUE AND GROOVE
FD	FLOOR DRAIN	TJ	TRIPLE JOIST
FG	FIXED GLASS	T/O	TOP OF
FL	FLUSH	TYP	TYPICAL
FLR	FLOOR	UNO	UNLESS NOTED OTHERWISE
GA	GAUGE	U/S	UNDERSIDE
GALV	GALVANIZED	WIC	WALK-IN CLOSET
		WP	WEATHER PROOF

DRAWN: J.T	APPROVED: M.D.F
FILE NO: 2023-026	CHECKED: M.D.F
REVISION: 0	DATE: 2023-09-27

COVER PAGE
A0.01

GENERAL NOTES:

1. THIS DESIGN HAS BEEN COMPLETED TO THE 2012 ONTARIO BUILDING CODE (R2020).
2. CONTACT TACOMA ENGINEERS FOR CONSTRUCTION REVIEWS AS REQUIRED BY THE LOCAL MUNICIPALITY.
3. THIS FOUNDATION IS DESIGNED IN ACCORDANCE WITH SEI/ASCE 32-01 'DESIGN AND CONSTRUCTION OF FROST PROTECTED SHALLOW FOUNDATIONS'.
4. THIS FOUNDATION DESIGN SHALL NOT BE USED IN GEOGRAPHIC AREAS SUBJECT TO TERMITE INFESTATION.

DESIGN PARAMETERS:

REFERENCE LOCATION: GUELPH ONTARIO
 - SNOW = $S = C_b(S_s) + S_r = 0.55 (1.9) + 0.4 = 1.45 \text{ kPa}$
 - ROOF (DEAD) = 0.75 kPa

REFERENCE LOCATION: IF DIFFERENT FROM DESIGN LOADS
 AIR FREEZING INDEX (A.F.I.) = $1575.48 \text{ DEG DAYS } ^\circ\text{F}$ ($857.5 \text{ DEG DAYS } ^\circ\text{C}$)
 MEAN ANNUAL TEMPERATURE = 44.8°F (7.1°C)

THIS FOUNDATION HAS BEEN DESIGNED BASED ON THE FOLLOWING BUILDING TYPE:
 UNHEATED

SITE & SOILS:

1. PREPARE THE AREA FOR PROPOSED STRUCTURE BY REMOVING ALL TOPSOIL AND ORGANIC MATERIAL FROM THE AREA OF THE BUILDING.
2. SLOPE FINAL GRADE AWAY FROM THE BUILDING.
3. BEAR SLAB ON GRANULAR FILL (6" MINIMUM) TO 98% STANDARD PROCTOR DENSITY OR 3/4" CRUSHED STONE ON SOUND ORIGINAL (NATIVE) SUBGRADE.
4. SUBGRADE SHALL BE SUITABLE FOR 75 kPa (1500 psf) SAFE BEARING.

CONCRETE:

1. CONCRETE WORK SHALL CONFORM TO CAN/CSA-A23.1,2,3 FOR MATERIALS AND WORKMANSHIP.
 CLASS OF CONCRETE STRENGTH W/C RATIO AIR ENTRAINMENT
 $C232 \text{ MPa } 0.45 \text{ 5 - 8\%}$
2. ALL CONCRETE SHALL BE KEPT MOIST DURING THE FIRST THREE DAYS OF CURING.
 DO NOT ADD WATER TO CONCRETE ON SITE.
3. ALL REBAR SHALL BE DEFORMED BARS WITH A MINIMUM YIELD STRENGTH OF 400 MPa .
 ALL LAP LENGTHS AS FOLLOWS:
 A: $15\text{M BARS } 600\text{mm (24")}$
4. PROVIDE A MINIMUM 9" LAP FOR WELDED WIRE MESH.
5. PROVIDE CONTINUOUS REINFORCING AROUND CORNERS WITH $15\text{M} \times 24" \times 24"$ BENT DOWELS (FOUR DOWELS PER CORNER).
6. DO NOT SAWCUT SLAB.

INSULATION:

1. ALL INSULATION SHALL BE EXTRUDED POLYSTYRENE FOAM (XPS) TYPE IV, V, VI OR VII WITH A MINIMUM NOMINAL R-VALUE OF $R5 / \text{INCH}$.
2. IN ACCORDANCE WITH OBC S8-12 'ENERGY EFFICIENCY FOR HOUSING'. FOR ALL HEATED BUILDINGS INTENDED FOR OCCUPANCY ON A CONTINUING BASIS THROUGH THE WINTER MONTHS, A MINIMUM $R10$ INSULATION IS REQUIRED BELOW THE ENTIRE SLAB.
 REFERENCE CLAUSE OBC S8-12 2.1.1.1. AND TABLES 2.1.1.2.A, B & C FOR ZONE 1 (<5000 DEG. DAYS) AND TABLES 2.1.1.3. A, B, & C FOR ZONE 2 (>5000 DEG DAYS).
3. ANY PORTION OF INSULATION EXTENDING OUTWARD MORE THAN 24" FROM THE FOUNDATION EDGE SHALL BE PROTECTED AGAINST DAMAGE BY CONCRETE OR ASPHALT PAVEMENT ON THE GROUND SURFACE DIRECTLY ABOVE THE INSULATION OR BY A CEMENTITIOUS BOARD OR PLYWOOD RATED FOR BELOW GROUND USE.
4. COMPRESSIVE RESISTANCE AT YIELD OR 10% DEFORMATION, WHICHEVER OCCURS FIRST, MIN. 173 kPa FOR TYPE IV XPS INSULATION.

POST SCHEDULE

P1 - HELICAL PILE TO SUPPORT P2
 PROVIDE MIN. 3/8" HELICAL PILE SADDLE HEAD W/ 2.5" LAG SCREWS, 2 EACH SIDE

PLFA - POINT LOAD FROM ABOVE

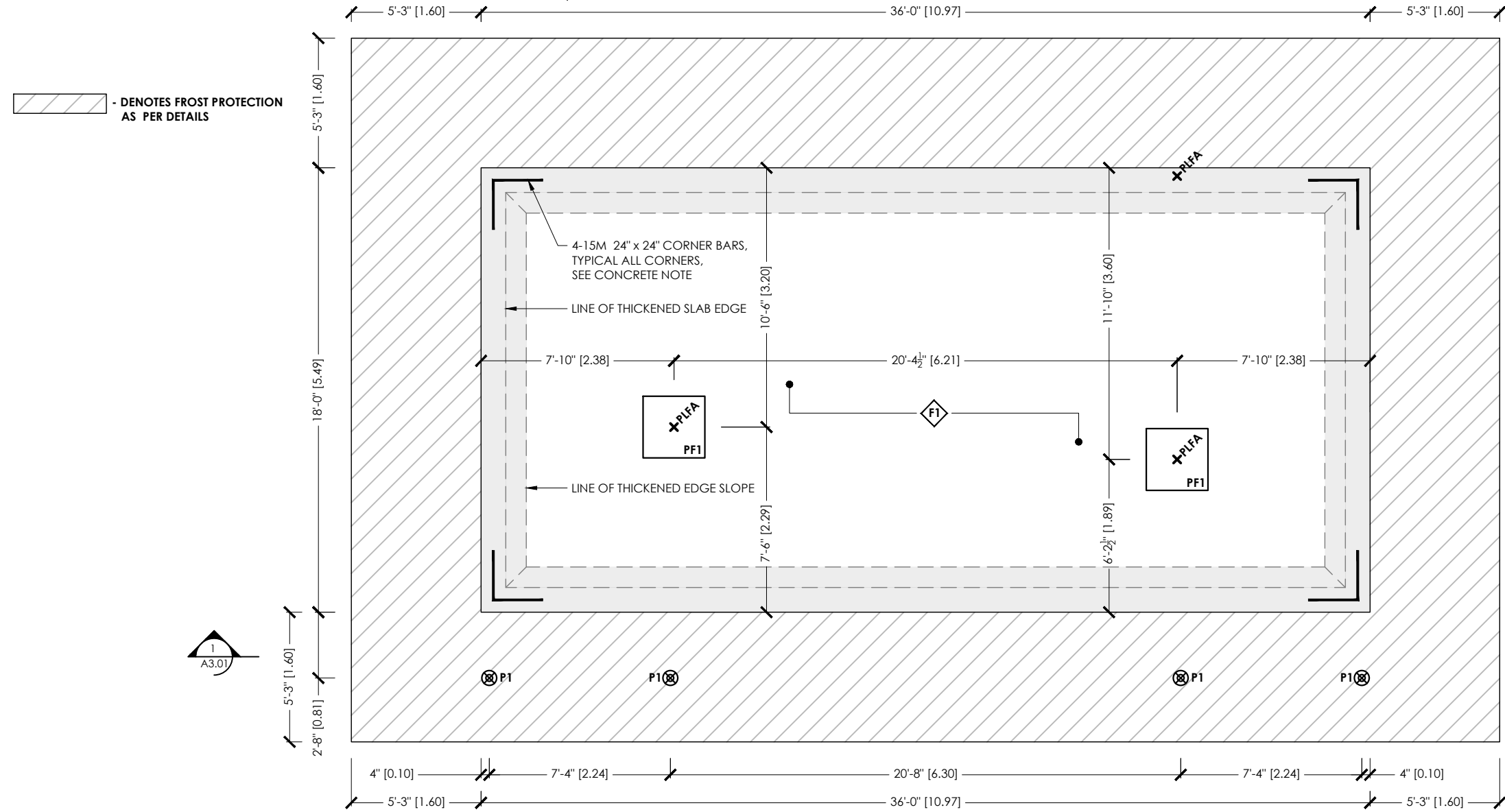
PAD FOOTING SCHEDULE

PF1 - $30" \times 30" \times 18"$ UNREINFORCED PAD FOOTING

SLAB SCHEDULE

F1 - NEW 6" CONCRETE SLAB W/ 16" DEEP \times 12" WIDE AND 4-15M CONTINUOUS BARS

6" CONCRETE SLAB, MIN 32 MPA, 5% - 8% AIR ENTRAINMENT
 6" \times 6" \times 6/6 WELDED WIRE MESH IN CENTER OF SLAB
 POLY UNDER SLAB
 6" COMPACTED GRANULAR
 PROVIDE $24" \times 24" \times 15\text{M}$ L BARS AT CORNERS
 PROVIDE 4-15 M CONTINUOUS BARS ALL AROUND
 TO BEAR ON UNDISTURBED SOIL
 FROST PROTECTION INSULATION AS PER PROVIDED DETAILS



- DENOTES FROST PROTECTION AS PER DETAILS

2
A3.02

1
A3.01

1 FOUNDATION PLAN
 A1.01
 3/16" - 1'-0"

TENHOUSE BUILDING WORKSHOP
 107 GLADSTONE AVENUE
 HAMILTON, ON L8M 2H8
 T: 905-699-7371

THE UNDERSIGNED HAS REVIEWED AND TAKES RESPONSIBILITY FOR THIS DESIGN, AND HAS THE QUALIFICATIONS AND MEETS THE REQUIREMENTS SET OUT IN THE ONTARIO BUILDING CODE TO DESIGN THE WORK SHOWN ON THE ATTACHED DOCUMENTS

QUALIFICATION INFORMATION

MATTHEW FRATARCANGELI
 BCIN#:44839

REGISTRATION INFORMATION

TENHOUSE BUILDING WORKSHOP
 BCIN#:112916

NO.	DATE	REVISION/ISSUE
0	09-27-23	FOR ZONING REVIEW

PROJECT:
 NEW ACCESSORY STRUCTURE
 AT 3 RENFREW PLACE,
 GUELPH, ON

DRAWN: J.T	APPROVED: M.D.F
FILE NO: 2023-026	CHECKED: M.D.F
REVISION: 0	DATE: 2023-09-27

FOUNDATION PLAN
A1.01

STRUCTURAL FRAMING:

- ALL WOOD-FRAME CONSTRUCTION SHALL CONFORM TO OBC 9.23. U.N.O. ON THE DRAWINGS.
- LUMBER SHALL BE SPF No. 1/2 OR BETTER UNLESS NOTED OTHERWISE. MOISTURE CONTENT SHALL BE 19% OR LESS.
- LUMBER SHALL NOT BE NOTCHED OR DRILLED IN THE FIELD WITHOUT PERMISSION OF TACOMA ENGINEERS.
- ENGINEERED LUMBER (TJI, LVL) MAY BE DRILLED IN ACCORDANCE WITH THE MANUFACTURER'S SPECIFICATIONS AND DETAILS.
- WOOD IS NOT PERMITTED TO BEAR DIRECTLY ON MASONRY OR CONCRETE WITHOUT PROTECTION. PROVIDE EITHER PRESSURE TREATED LUMBER, SUITABLE WOOD PRESERVATIVE OR 6 MIL (0.152mm) POLYETHYLENE SHEET.
- SOLID HORIZONTAL BRIDGING SHALL BE PROVIDED AT 1200mm (4'-0") O.C. IN THE FIRST TWO JOIST SPACES ADJACENT TO THE EXTERIOR WALLS. BRIDGING SHALL BE ATTACHED TO THE EXTERIOR WALL TO PROVIDE LATERAL STABILITY.
- PROVIDE 38mm x 38mm (2X2) DIAGONAL CROSS BRIDGING OR SOLID BLOCKING AT MAXIMUM 2.1m (82") O.C. FOR ALL SAWN JOIST LOCATIONS.
- PROVIDE SOLID WOOD HORIZONTAL BLOCKING AT MAXIMUM 3.0m (10'-0") O.C. FOR ALL FRAMED WALLS. INSTALL MORE FREQUENTLY WHEN SO NOTED ON THE ARCHITECTURAL OR STRUCTURAL WALL DRAWINGS (EG. FOR BLOCKING OF SHEAR WALLS, OR FOR LATERAL STUD SUPPORT).
- ALL NAILS USED SHALL CONFORM TO STEEL WIRE NAILS AND SPIKES AS DEFINED IN CSA STANDARD B111 "WIRE NAILS, SPIKES AND STAPLES" UNLESS NOTED OTHERWISE.
- ALL STEEL CONNECTORS (UPLIFT CLIPS, BRACKETS, JOIST HANGERS etc.) SHALL BE SIMPSON STRONG TIE CONNECTORS UNLESS NOTED OTHERWISE.
- FOR SOLID AND BUILT UP MEMBERS (TRUSSES, BEAMS, LINTELS) PROVIDE A BUILT UP POST WITH AN EQUAL OR GREATER THICKNESS UNLESS NOTED OTHERWISE. ALL BUILT UP POSTS TO BE CONTINUOUS (INCLUDING TRANSFER BLOCKING AT FLOORS) DOWN TO THE FOUNDATIONS.
- ALL BUILT UP MEMBERS TO BE FASTENED TOGETHER WITH TWO 75mm (3") SPIRAL NAILS AT 300mm (12") O.C. FOR EVERY PLY UNLESS NOTED OTHERWISE. MULTI-PLY ENGINEERED LUMBER BEAMS TO BE FASTENED AS PER THE MANUFACTURER'S SPECIFICATIONS.
- ALL PRE-ENGINEERED STEEL CONNECTORS (EG. SIMPSON STRONG TIE) ARE TO HAVE THE CORRECT NUMBER AND SIZE OF FASTENERS, AS PER THE MANUFACTURER'S PRODUCT CATALOGUE.
- PROVIDE SOLID BLOCKING OR MECHANICAL CONNECTIONS AT THE TOP AND BOTTOMS OF BEAMS AT BEARING POINTS TO PREVENT MOVEMENT OR ROTATION.
- ALL MANUFACTURED WOOD PRODUCTS (LVLS, LSLs, PSLs, TJIs) TO BE USED IN DRY SERVICE CONDITIONS ONLY. WHERE MANUFACTURED WOOD PRODUCTS ARE LOCATED OUTDOORS, PROVIDE SUITABLE CLADDING TO PROTECT FROM THE ELEMENTS AND ALLOW FOR DRYING.
- LVL = WEYERHAEUSER 2600Fb 2.0E MICROLLAM LVL, WITH MINIMUM VALUES:
 - E = 2.0 x 10⁶ psi, fb = 4,805 psi, fv = 530 psi, G = 125,000 psi, fc_perp = 1365 psi
 - APPROVED EQUIVALENTS: WEST FRASER LVL 3100Fb 2.0E; LP SOLID START LVL 2900Fb 2.0E; BOISE CASCADE VERSA-LAM 3100Fb 2.0E.

LEGEND:

⊘ = DOOR WIDTH

POST SCHEDULE

- P2** - PRESSURE TREATED NORTHERN No.2 - 8 x 8 POST
PROVIDE METAL POST TO BEAM CONNECTOR
- P3** - 5-PLY 2 x 4 POST ATOP CONCRETE SLAB CONTINUOUS TO RIDGE BEAM
W/ SOLID BLOCKING TO STRUCTURAL BELOW
PROVIDE METAL POST TO BEAM CONNECTOR
PROVIDE METAL POST BASE FOR CONNECTION TO STRUCTURAL BELOW
- PLFA** - POINT LOAD FROM ABOVE

BEAM SCHEDULE

- B1** - 3-PLY 1.75" x 11.875 2.0E LVL BEAM
PROVIDE METAL POST TO BEAM CONNECTOR

LINTEL SCHEDULE

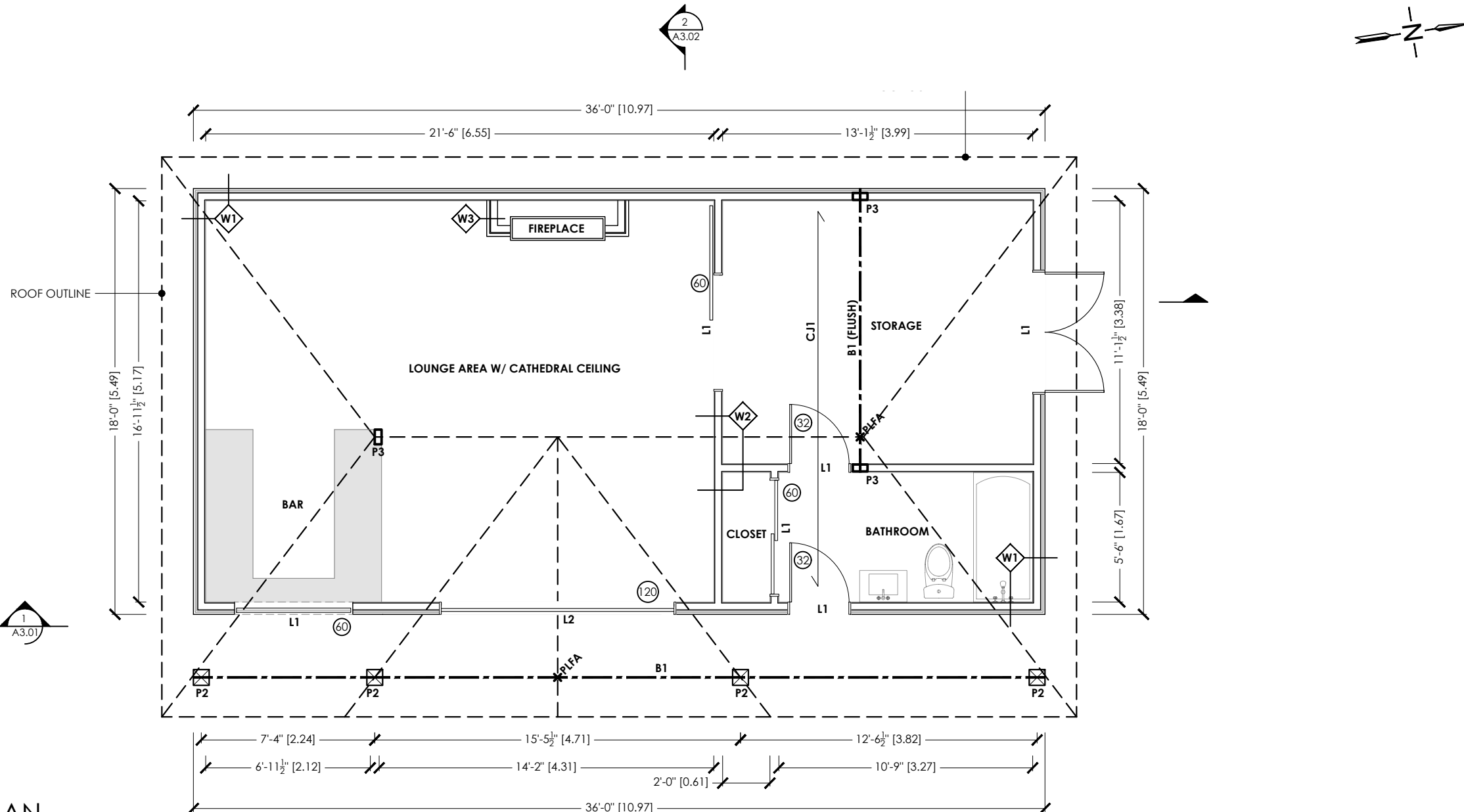
- L1** - 2-PLY 2 x 8 LINTEL WITH 1 JACK AND 1 KING STUD
- L2** - 2-PLY 1.75" x 11.875" LINTEL WITH 1 JACK AND 2 KINGS STUD

CEILING JOIST SCHEDULE

- CJ1** - 2 x 4 AT 16" O.C.

WALL SCHEDULE

- W1 - EXTERIOR WALL, INTERIOR FINISHED ONE SIDE**
SIDING AS PER MANUFACTURER
1" x 4" STRAPPING AT 16" O.C., FASTENED TO STUDS
TYVEK AS PER MANUFACTURER
1/4" EXTERIOR GRADE SHEATHING
2" x 4" STUDS AT 16" O.C., DBL TOP PLATE SINGLE BTM PLATE,
P.T BTM PLATE FASTENED TO SLAB W/ 1/2" Ø BOLTS AT 4' O.C.
PROVIDE SILL GASKET
SHEATHING FLUSH WITH OUTSIDE EDGE OF SLAB
PROVIDE BTM OF WALL FLASHING AS PER SIDING MANU.
INTERIOR FINISH AS PER OWNERS DIRECTION
- W2 - INTERIOR PARTITION**
1/2" GYPSUM BOARD AS PER MANUFACTURER (BOTH SIDES)
2" X 4" WOOD STUD WALL AT 16" O.C.
BTM PLATE FASTENED TO SLAB W/ 1/2" Ø BOLTS AT 4' O.C.
PROVIDE SILL GASKET
- W3 - FEATURE WALL**
THIN STONE FINISH
GROUTED IN PLACE AS PER MANUFACTURER'S SPECIFICATIONS
TYVEK AS PER MANUFACTURER
3/8" EXTERIOR GRADE SHEATHING
2" X 4" WOOD STUD WALL AT 16" O.C.



1 FRAMING PLAN
A1.02 3/16" - 1'-0"



THE UNDERSIGNED HAS REVIEWED AND TAKES RESPONSIBILITY FOR THIS DESIGN, AND HAS THE QUALIFICATIONS AND MEETS THE REQUIREMENTS SET OUT IN THE ONTARIO BUILDING CODE TO DESIGN THE WORK SHOWN ON THE ATTACHED DOCUMENTS

QUALIFICATION INFORMATION

MATTHEW FRATARCANGELI
BCIN#:44839

Matthew Fratarcangeli

REGISTRATION INFORMATION

TENHOUSE BUILDING WORKSHOP
BCIN#:112916

NO.	DATE	REVISION/ISSUE
0	09-27-23	FOR ZONING REVIEW

PROJECT:
NEW ACCESSORY STRUCTURE
AT 3 RENFREW PLACE,
GUELPH, ON

DRAWN: J.T	APPROVED: M.D.F
FILE NO: 2023-026	CHECKED: M.D.F
REVISION: 0	DATE: 2023-09-27

FRAMING PLAN
A1.02

STRUCTURAL FRAMING:

- ALL WOOD-FRAME CONSTRUCTION SHALL CONFORM TO OBC 9.23. U.N.O. ON THE DRAWINGS.
- LUMBER SHALL BE SPF No. 1/2 OR BETTER UNLESS NOTED OTHERWISE. MOISTURE CONTENT SHALL BE 19% OR LESS.
- LUMBER SHALL NOT BE NOTCHED OR DRILLED IN THE FIELD WITHOUT PERMISSION OF TACOMA ENGINEERS.
- ENGINEERED LUMBER (TJI, LVL) MAY BE DRILLED IN ACCORDANCE WITH THE MANUFACTURER'S SPECIFICATIONS AND DETAILS.
- WOOD IS NOT PERMITTED TO BEAR DIRECTLY ON MASONRY OR CONCRETE WITHOUT PROTECTION. PROVIDE EITHER PRESSURE TREATED LUMBER, SUITABLE WOOD PRESERVATIVE OR 6 MIL (0.152mm) POLYETHYLENE SHEET.
- SOLID HORIZONTAL BRIDGING SHALL BE PROVIDED AT 1200mm (4'-0") O.C. IN THE FIRST TWO JOIST SPACES ADJACENT TO THE EXTERIOR WALLS. BRIDGING SHALL BE ATTACHED TO THE EXTERIOR WALL TO PROVIDE LATERAL STABILITY.
- PROVIDE 38mm x 38mm (2X2) DIAGONAL CROSS BRIDGING OR SOLID BLOCKING AT MAXIMUM 2.1m (82") O.C. FOR ALL SAWN JOIST LOCATIONS.
- PROVIDE SOLID WOOD HORIZONTAL BLOCKING AT MAXIMUM 3.0m (10'-0") O.C. FOR ALL FRAMED WALLS. INSTALL MORE FREQUENTLY WHEN SO NOTED ON THE ARCHITECTURAL OR STRUCTURAL WALL DRAWINGS (EG. FOR BLOCKING OF SHEAR WALLS, OR FOR LATERAL STUD SUPPORT).
- ALL NAILS USED SHALL CONFORM TO STEEL WIRE NAILS AND SPIKES AS DEFINED IN CSA STANDARD B111 "WIRE NAILS, SPIKES AND STAPLES" UNLESS NOTED OTHERWISE.
- ALL STEEL CONNECTORS (UPLIFT CLIPS, BRACKETS, JOIST HANGERS etc.) SHALL BE SIMPSON STRONG TIE CONNECTORS UNLESS NOTED OTHERWISE.
- FOR SOLID AND BUILT UP MEMBERS (TRUSSES, BEAMS, LINTELS) PROVIDE A BUILT UP POST WITH AN EQUAL OR GREATER THICKNESS UNLESS NOTED OTHERWISE. ALL BUILT UP POSTS TO BE CONTINUOUS (INCLUDING TRANSFER BLOCKING AT FLOORS) DOWN TO THE FOUNDATIONS.
- ALL BUILT UP MEMBERS TO BE FASTENED TOGETHER WITH TWO 75mm (3") SPIRAL NAILS AT 300mm (12") O.C. FOR EVERY PLY UNLESS NOTED OTHERWISE. MULTI-PLY ENGINEERED LUMBER BEAMS TO BE FASTENED AS PER THE MANUFACTURER'S SPECIFICATIONS.
- ALL PRE-ENGINEERED STEEL CONNECTORS (EG. SIMPSON STRONG TIE) ARE TO HAVE THE CORRECT NUMBER AND SIZE OF FASTENERS, AS PER THE MANUFACTURER'S PRODUCT CATALOGUE.
- PROVIDE SOLID BLOCKING OR MECHANICAL CONNECTIONS AT THE TOP AND BOTTOMS OF BEAMS AT BEARING POINTS TO PREVENT MOVEMENT OR ROTATION.
- ALL MANUFACTURED WOOD PRODUCTS (LVLS, LSLs, PSLs, TJs) TO BE USED IN DRY SERVICE CONDITIONS ONLY. WHERE MANUFACTURED WOOD PRODUCTS ARE LOCATED OUTDOORS, PROVIDE SUITABLE CLADDING TO PROTECT FROM THE ELEMENTS AND ALLOW FOR DRYING.
- LVL = WEYERHAEUSER 2600Fb 2.0E MICROLLAM LVL, WITH MINIMUM VALUES:
 - E = 2.0 x 10⁶ psi, fb = 4,805 psi, fv = 530 psi, G = 125,000 psi, fc_perp = 1365 psi
 - APPROVED EQUIVALENTS: WEST FRASER LVL 3100Fb 2.0E; LP SOLID START LVL 2900Fb 2.0E; BOISE CASCADE VERSA-LAM 3100Fb 2.0E.

POST SCHEDULE

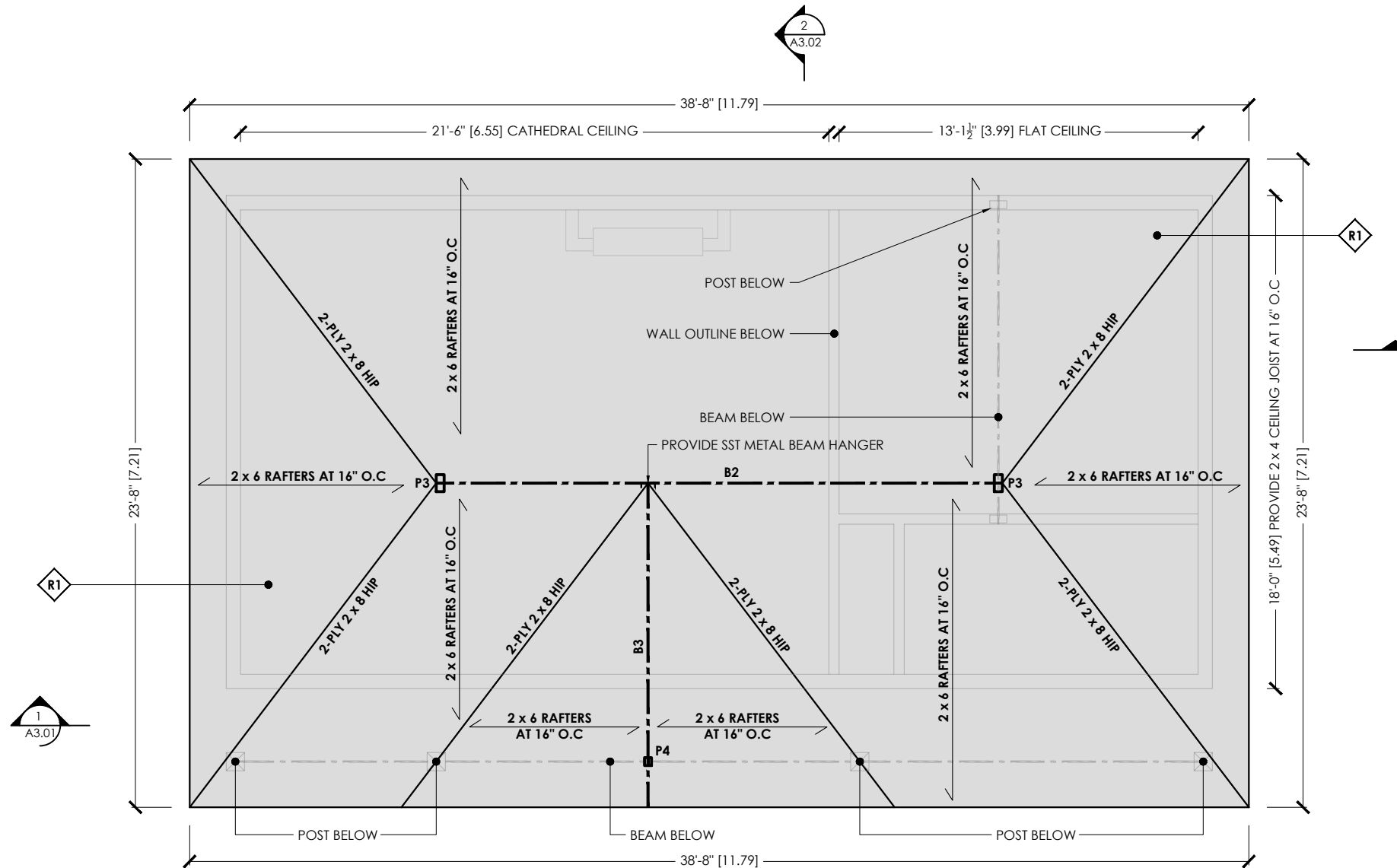
- P3** - 5-PLY 2 x 4 POST
W/ SOLID BLOCKING TO STRUCTURAL BELOW
PROVIDE METAL POST TO BEAM CONNECTOR
PROVIDE METAL POST BASE FOR CONNECTION TO STRUCTURAL BELOW
- P4** - 2-PLY 2 x 4 POST OR P.T. NORTHERN No. 2 4 x 4 STUB POST
PROVIDE METAL POST TO BEAM CONNECTOR

BEAM SCHEDULE

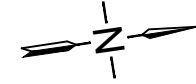
- B2 - RIDGE BEAM**
3-PLY 1.75" x 11.875" 2.0E LVL RIDGE BEAM
PROVIDE METAL POST TO BEAM CONNECTOR
- B3 - RIDGE BEAM**
2-PLY 2 x 12 RIDGE BEAM
PROVIDE METAL POST TO BEAM CONNECTOR

ROOF SCHEDULE

- R1 - ROOF CONSTRUCTION**
ASPHALT SHINGLES AND UNDERLAYMENT
AS PER MANUFACTURER
1/2" ROOF SHEATHING
1x6 T&G V-JOINT PLANKS
RAFTERS/CEILING JOISTS AS PER PLAN
CEILING FINISH AS PER OWNERS DIRECTION
CEILING FINISH OPTIONAL IN CATHEDRAL AREA



1 ROOF PLAN
A1.03 3/16" - 1'-0"



TENHOUSE BUILDING WORKSHOP
107 GLADSTONE AVENUE
HAMILTON, ON L8M 2H8
T: 905-699-7371

THE UNDERSIGNED HAS REVIEWED AND TAKES RESPONSIBILITY FOR THIS DESIGN, AND HAS THE QUALIFICATIONS AND MEETS THE REQUIREMENTS SET OUT IN THE ONTARIO BUILDING CODE TO DESIGN THE WORK SHOWN ON THE ATTACHED DOCUMENTS

QUALIFICATION INFORMATION

MATTHEW FRATARCANGELI
BCIN#:44839

REGISTRATION INFORMATION

TENHOUSE BUILDING WORKSHOP
BCIN#:112916

NO.	DATE	REVISION/ISSUE
0	09-27-23	FOR ZONING REVIEW

PROJECT:
NEW ACCESSORY STRUCTURE
AT 3 RENFREW PLACE,
GUELPH, ON

DRAWN: J.T	APPROVED: M.D.F
FILE NO: 2023-026	CHECKED: M.D.F
REVISION: 0	DATE: 2023-09-27

ROOF PLAN
A1.03




TENHOUSE BUILDING WORKSHOP
 107 GLADSTONE AVENUE
 HAMILTON, ON L8M 2H8
 T: 905-699-7371

THE UNDERSIGNED HAS REVIEWED AND TAKES RESPONSIBILITY FOR THIS DESIGN, AND HAS THE QUALIFICATIONS AND MEETS THE REQUIREMENTS SET OUT IN THE ONTARIO BUILDING CODE TO DESIGN THE WORK SHOWN ON THE ATTACHED DOCUMENTS

QUALIFICATION INFORMATION
 MATTHEW FRATARCANGELI
 BCIN#:44839

REGISTRATION INFORMATION
 TENHOUSE BUILDING WORKSHOP
 BCIN#:112916

NO.	DATE	REVISION/ISSUE
0	09-27-23	FOR ZONING REVIEW



PROJECT:
 NEW ACCESSORY STRUCTURE
 AT 3 RENFREW PLACE,
 GUELPH, ON

DRAWN:
J.T

APPROVED:
M.D.F

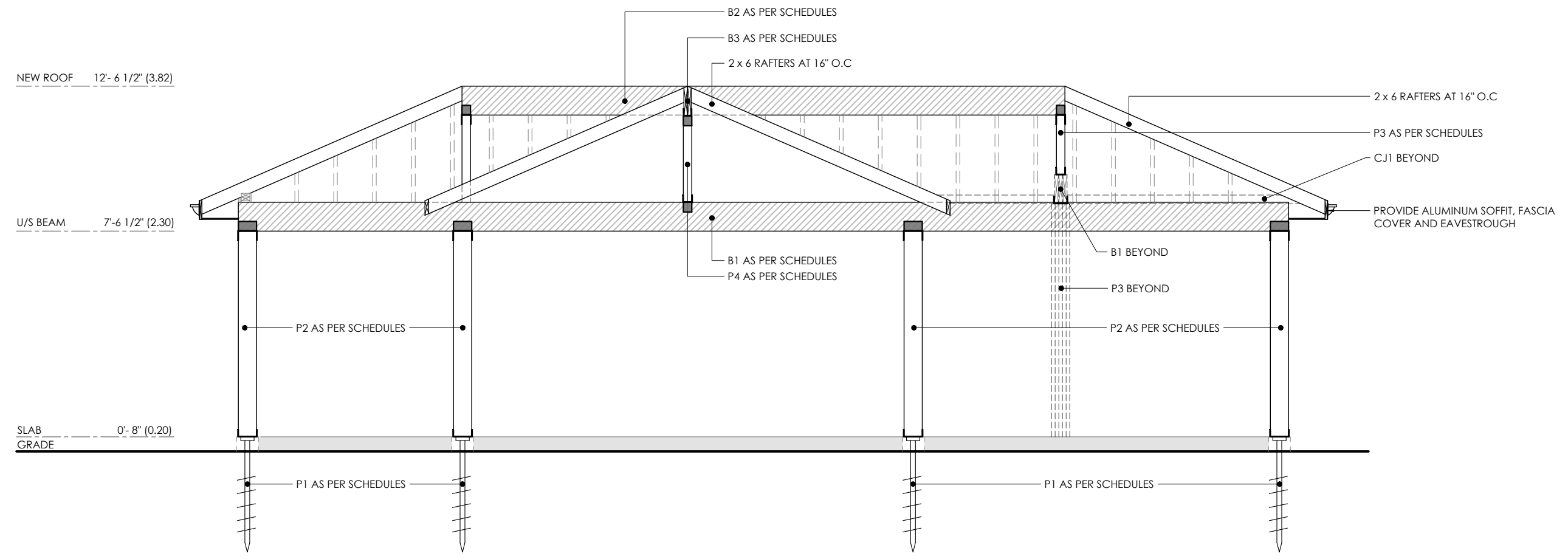
FILE NO:
2023-026

CHECKED:
M.D.F

REVISION:
0

DATE:
2023-09-27

SECTION A & B
A3.01



1 SECTION A
 A3.01 1/4" - 1'-0"



TENHOUSE BUILDING WORKSHOP
 107 GLADSTONE AVENUE
 HAMILTON, ON L8M 2H8
 T: 905-699-7371

THE UNDERSIGNED HAS REVIEWED AND TAKES RESPONSIBILITY FOR THIS DESIGN, AND HAS THE QUALIFICATIONS AND MEETS THE REQUIREMENTS SET OUT IN THE ONTARIO BUILDING CODE TO DESIGN THE WORK SHOWN ON THE ATTACHED DOCUMENTS

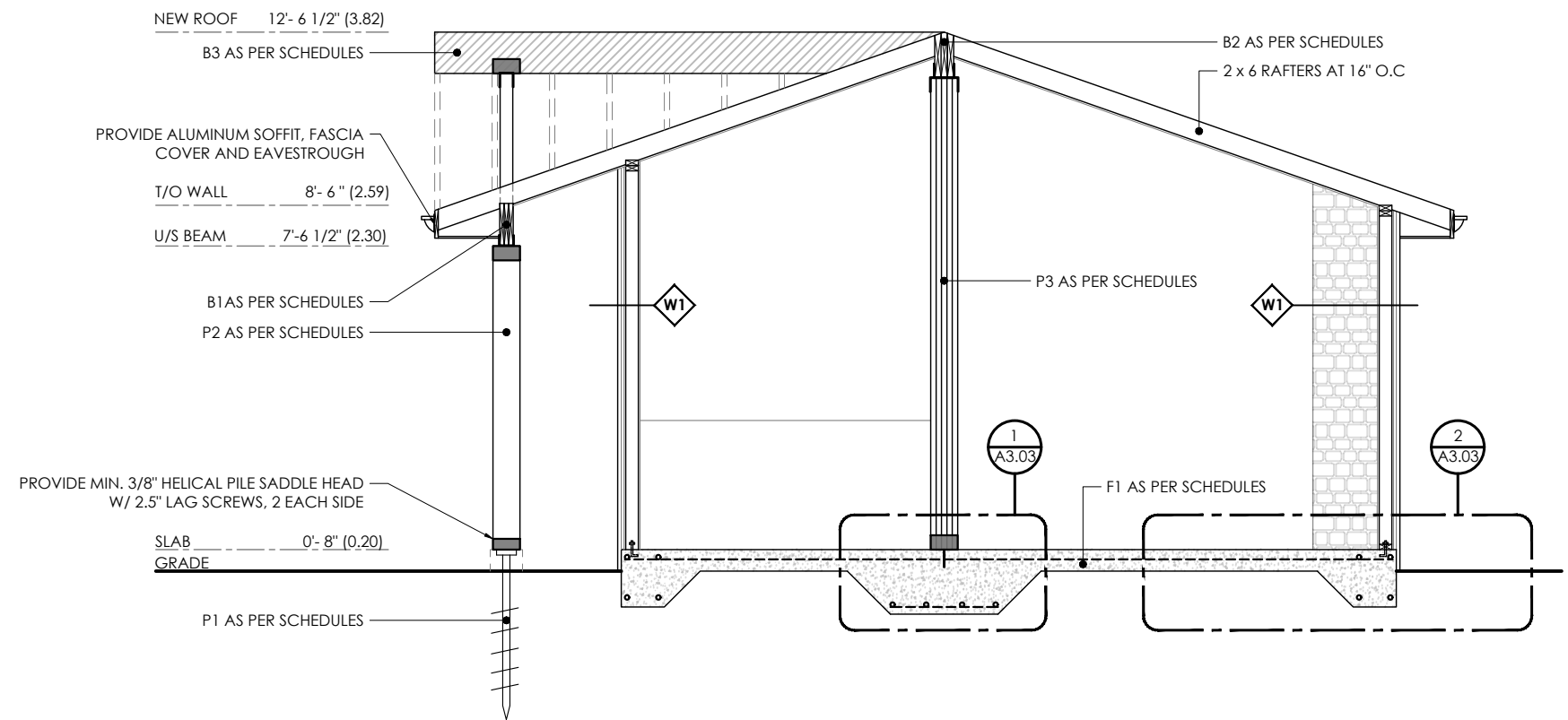
QUALIFICATION INFORMATION

MATTHEW FRATARCANGELI
 BCIN#:44839

REGISTRATION INFORMATION

TENHOUSE BUILDING WORKSHOP
 BCIN#:112916

NO.	DATE	REVISION/ISSUE
0	09-27-23	FOR ZONING REVIEW



1 SECTION B
 A3.02 1/4" - 1'-0"

PROJECT:
 NEW ACCESSORY STRUCTURE
 AT 3 RENFREW PLACE,
 GUELPH, ON

DRAWN: J.T	APPROVED: M.D.F
FILE NO: 2023-026	CHECKED: M.D.F
REVISION: 0	DATE: 2023-09-27

SECTION B
A3.02



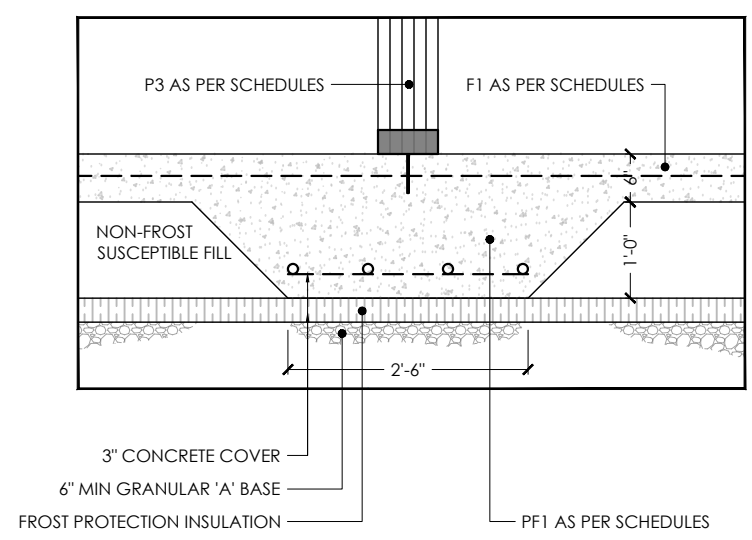
TENHOUSE BUILDING WORKSHOP
 107 GLADSTONE AVENUE
 HAMILTON, ON L8M 2H8
 T: 905-699-7371

THE UNDERSIGNED HAS REVIEWED AND TAKES RESPONSIBILITY FOR THIS DESIGN, AND HAS THE QUALIFICATIONS AND MEETS THE REQUIREMENTS SET OUT IN THE ONTARIO BUILDING CODE TO DESIGN THE WORK SHOWN ON THE ATTACHED DOCUMENTS

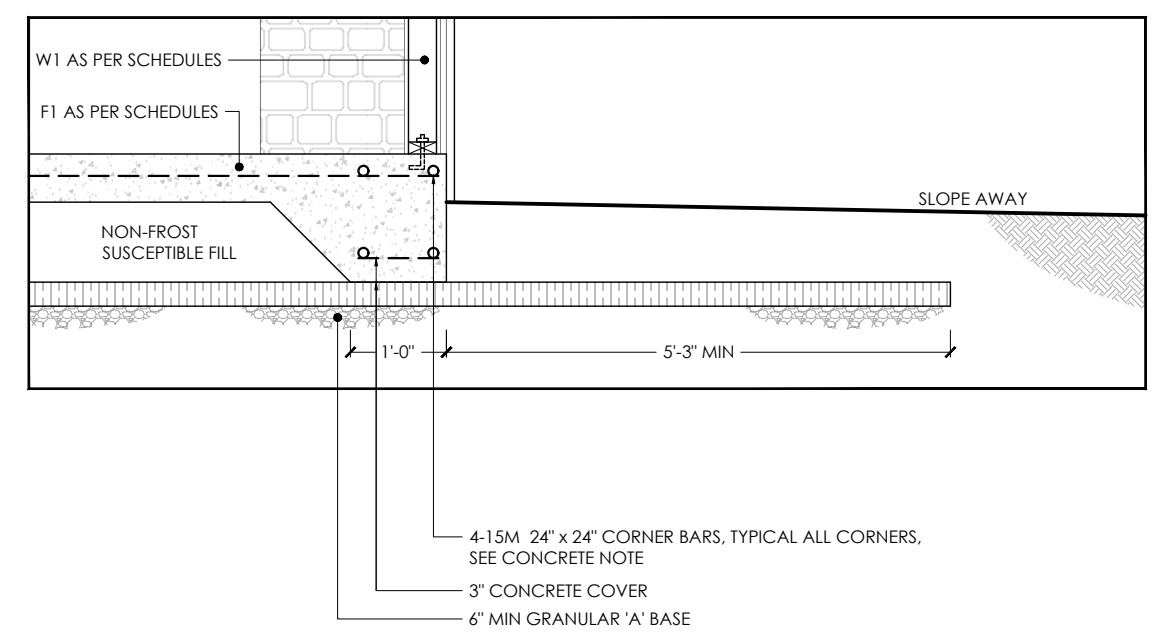
QUALIFICATION INFORMATION
 MATTHEW FRATARCANGELI
 BCIN#:44839

REGISTRATION INFORMATION
 TENHOUSE BUILDING WORKSHOP
 BCIN#:112916

NO.	DATE	REVISION/ISSUE
0	09-27-23	FOR ZONING REVIEW



1 INTERIOR PAD FOOTING DETAIL
 A3.03 1/2" - 1'-0"



2 F.P.S EDGE DETAIL
 A3.03 1/2" - 1'-0"

PROJECT:
 NEW ACCESSORY STRUCTURE
 AT 3 RENFREW PLACE,
 GUELPH, ON

DRAWN: J.T	APPROVED: M.D.F
FILE NO: 2023-026	CHECKED: M.D.F
REVISION: 0	DATE: 2023-09-27

DETAILS
A3.03