

# 2023 Consolidated Financial Statements

Teisha Colley-Balgrave, Senior Corporate  
Analyst, Financial Strategy and Reporting

June 25, 2024

# Financial Reporting Framework

- CPA Canada – Public Sector Accounting Board (PSAB).
  - Public Sector Accounting Standards (PSAS)
  - Full accrual accounting
  - Full picture of the City and its consolidated entities' capital and operating results, financial position, and cash flows

# New Financial Reporting Standards for 2023 – PS 3280

- **Asset Retirement Obligation (ARO)**
- Adopted January 1, 2023 using the modified retrospective method. 2022 financial statements have been restated as applicable.
- This standard is required where the City has a legal obligation associated with the retirement of certain tangible capital assets.
- PS 3280 replaces the existing PS 3270 – Solid Waste Landfill Closure and Post-Closure Liability standard.
- The ARO liability at December 31, 2023 is \$10.2 million and includes the estimated retirement costs for fuel tanks, wells, asbestos removal and landfill post-closure obligations.
- More detailed information on PS 3280 can be found in note 2a of the financial statements.

# New Financial Reporting Standards for 2023 – PS 3450

- **Financial Instruments and Related Standards**
- Adopted January 1, 2023 using the prospective method.
- These standards provide comprehensive requirements for the recognition, measurement, presentation and disclosure of financial instruments and foreign currency transactions.
- No adjustments were needed by the City related to these new standards in 2023, but additional disclosures were added.
- More detailed information on PS 3450 and related standards can be found in note 2b of the financial statements.

# Statement of Financial Position Highlights

- The City continues to have a healthy financial position.
- Overall rate of net financial assets increase has levelled out over the past two fiscal years and is expected to peak and then begin to decline in the coming years as significant capital projects are executed.
- Deferred contributions has increased significantly in 2023.
- Increase of \$50.5 million in Tangible Capital Assets.
- Increase of \$51.9 million in accumulated surplus.

# Key Financial Indicators

## Sustainability:

- The ability to maintain services over an extended period of time, providing continuous service at the expected level to all intended customers.



## Vulnerability:

- The level of resiliency within the organization to mitigate unexpected negative factors while maintaining financial and service commitments.





## Flexibility:

- The ability of the organization to adapt to a changing environment to both capitalize on opportunities and avoid threats.

# Sustainability

Metric	2023 Change from 2022	Comparison with Target
Cash + investments to reserves + reserve funds ratio		
Consolidated net financial assets		N/A
Asset consumption ratio	No Change	N/A

# Vulnerability

Metric	2023 Change from 2022	Comparison with Target
Federal + Provincial contributions as a % of total revenue		N/A
Tax arrears as a % of taxes levied		
Return on investment		N/A



Thank You