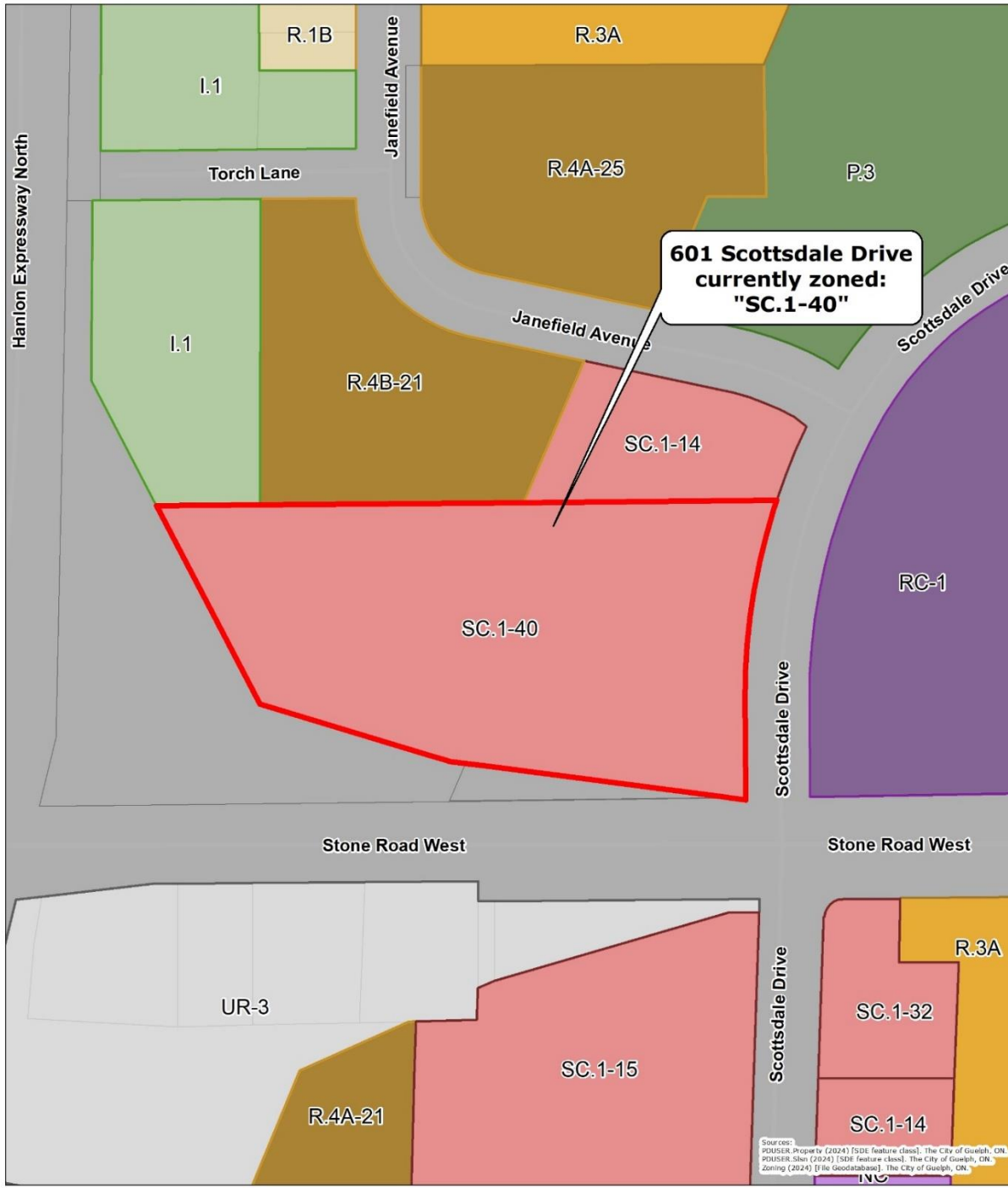



Attachment-4 Existing Zoning, Zoning By-law (1995)-14864


Figure 1 601 Scottsdale Drive



Sources: PDUSER, Property (2024) [SDE feature class]. The City of Guelph, ON. PDUSER, Sites (2024) [SDE feature class]. The City of Guelph, ON. Zoning (2024) [File Geodatabase]. The City of Guelph, ON.


0 10 20 40 60 80 m
Produced by the City of Guelph
Planning and Building Services - Development Planning
May 2024

Existing Zoning Designation
Zoning By-law (1995) - 14864
601 Scottsdale Drive


CITY OF Guelph
Making a Difference